



2022 LONG RANGE FACILITIES MASTER PLAN



Desert Sands Unified School District
47-950 Dune Palms Road
La Quinta, CA 92253
Tel. 760.777.4200
www.dsusd.us

**RUHNAU
CLARKE**
ARCHITECTS

Ruhnau Clarke Architects
3775 Tenth Street
Riverside, CA 92501
Tel. 951.684.4664
www.ruhnauclarke.com



Prepared for:

Desert Sands Unified School District
47-950 Dune Palms Road
La Quinta, CA 92253
Tel. 760.777.4200
www.dsusd.us

The logo for Ruhnu Clarke Architects is a dark blue square containing the text "RUHNAU CLARKE ARCHITECTS" in a white, all-caps, sans-serif font, arranged in three lines.

RUHNAU
CLARKE
ARCHITECTS

Prepared by:

Ruhnau Clarke Architects
3775 Tenth Street
Riverside, CA 92501
Tel. 951.684.4664
www.ruhnauclarke.com

Acknowledgments

BOARD OF EDUCATION

Ana M. Conover, President

Wendy Jonathan, Vice President / Clerk

Tricia Pearce, Board Member

Linda Porras, Board Member

DISTRICT SENIOR LEADERSHIP

Kelly May-Vollmar, Ed.D., Superintendent

Marcus Wood, Ed.D., Asst. Supt., Educational Services

Jordan Aquino, Asst. Supt., Business Services

Joseph Hyde, Ed.D., Asst. Superintendent, Personnel

Laura Fisher, Asst. Supt., Student Support Services

Patrick Cisneros, Director Facilities Services

SCHOOL ADMINISTRATION

Maryalice Owings, Abraham Lincoln Elementary School Principal

Ann Morales, Amelia Earhart Elementary School Principal

Jose Montano, Ed.D., Andrew Jackson Elementary Principal

Kirsten Knapp, Benjamin Franklin Elementary Principal

Teddi Blackim, Carrillo Ranch Elementary School Principal

Lisa McColl, Ed.D., Dr. Carreon Elementary School Principal

Allan Lehmann, Washington Charter Elementary School Principal

John Preston, Gerald Ford Elementary School Principal

Carol Bishop, Harry S. Truman Elementary School Principal

Karen Schibler, Ed.D., Herbert Hoover Elementary Principal

Michael Williams, James Carter Elementary School Principal

Amy Zink, James Madison Elementary Principal

Kristie Joiner, James Monroe Elementary School Principal

Pattie Rice, John F. Kennedy Elementary Principal

Brad Fisher, Lyndon B. Johnson Elementary Principal

Melissa Pizano-Grunnet, Ed.D., Martin Van Buren Elementary Principal

Mark Baldwin, Ronald Reagan Elementary School Principal

Jeffery Hisgen, Richard R. Oliphant Elementary School Principal

Daniel Martinez, Ed.D., Theodore Roosevelt Elementary Principal

Kerry Sperber, Colonel Mitchell Paige Middle School Principal

Jessica Mendoza, Ed.D., Desert Ridge Academy Principal

Elizabeth Hartman, Indio Middle School Principal

Todd Biggert, John Glenn Middle School Principal

Dan Borgen, Ed.D., La Quinta Middle School Principal

Deborah Dolan, Palm Desert Charter Middle School Principal

Margo McCormick, Thomas Jefferson Middle School Principal

David Gustafson, Ed.D., Amistad High School and Eisenhower
Community Education Center Principal

Jose Ramirez, Ed.D., Horizon School, and Summit High Summit Principal

Derrick Lawson, Indio High School Principal

Rudy Wilson, Ed.D., La Quinta High School Principal

Dennis Zink, Palm Desert High School Principal

Gabriel Fajardo, Shadow Hills High School Principal

Maria Moore, John Adams Early Childhood Learning Center Principal

We would also like to acknowledge the over 1,200 respondents of the Desert Sands Unified School District Community Survey.

Table of Contents

- 1. EXECUTIVE SUMMARY..... 7**
- 2. DISTRICT OVERVIEW..... 13**
- 3. DEMOGRAPHICS, ENROLLMENT, & CAPACITY..... 21**
- 4. EDUCATIONAL SPECIFICATIONS..... 29**
 - ELEMENTARY SCHOOLS..... 39**
 - MIDDLE SCHOOLS..... 55**
 - HIGH SCHOOLS..... 74**
- 4. NEEDS ASSESSMENT AND MASTER PLANNING..... 97**
- 5. MASTER PLANS..... 103**
 - ABRAHAM LINCOLN ELEMENTARY SCHOOL 104**
 - AMELIA EARHART ELEMENTARY SCHOOL 108**
 - ANDREW JACKSON ELEMENTARY SCHOOL..... 113**
 - BENJAMIN FRANKLIN ELEMENTARY SCHOOL 118**
 - CARRILLO RANCH ELEMENTARY SCHOOL 122**
 - DR. REYNALDO J. CARREON JR. ACADEMY..... 127**

GEORGE WASHINGTON CHARTER ELEMENTARY SCHOOL 132

GERALD FORD ELEMENTARY SCHOOL..... 136

HARRY S. TRUMAN ELEMENTARY SCHOOL 140

HERBERT HOOVER ELEMENTARY SCHOOL..... 144

JAMES E. CARTER ELEMENTARY SCHOOL 148

JAMES MADISON ELEMENTARY SCHOOL..... 152

JAMES MONROE ELEMENTARY SCHOOL 156

JOHN F. KENNEDY ELEMENTARY SCHOOL..... 160

LYNDON B. JOHNSON ELEMENTARY SCHOOL 164

MARTIN VAN BUREN ELEMENTARY SCHOOL..... 168

RICHARD R. OLIPHANT ELEMENTARY SCHOOL..... 173

RONALD REAGAN ELEMENTARY SCHOOL 177

THEODORE ROOSEVELT ELEMENTARY SCHOOL 182

COLONEL MITCHELL PAIGE MIDDLE SCHOOL 186

DESERT RIDGE ACADEMY 191

INDIO MIDDLE SCHOOL..... 196

JOHN GLENN MIDDLE SCHOOL..... 200

LA QUINTA MIDDLE SCHOOL 204

PALM DESERT CHARTER MIDDLE SCHOOL 208

THOMAS JEFFERSON MIDDLE SCHOOL 213

AMISTAD HIGH SCHOOL..... 217

HORIZON SCHOOL AND SUMMIT HIGH SCHOOL 221

INDIO HIGH SCHOOL 225

LA QUINTA HIGH SCHOOL..... 229

PALM DESERT HIGH SCHOOL..... 234

SHADOW HILLS HIGH SCHOOL 238

DWIGHT D. EISENHOWER COMMUNITY EDUCATION CENTER 242

JOHN ADAMS EARLY CHILDHOOD LEARNING CENTER 246

DISTRICT EDUCATION CENTER..... 250

6. FINANCIAL PLAN 254

7. PRIORITIZATION GUIDING PRINCIPLES 258

8. PRIORITIZATION LIST OF PROJECTS 260



1. Executive Summary

Executive Summary

The purpose of a master plan is to provide a basis for planning educational facilities that will meet the changing needs of a community. The plan is a compilation of information, policies, and statistical data about a school district which addresses facilities needs for changes in enrollment and educational pedagogy.

The plan enables the District to:

- Gather and organize quantitative and qualitative information about a community from which present and future educational program needs can be determined.
- Estimate pupil population make-up including quantity, socioeconomic backgrounds, and ethnic composition so that facilities may be planned and provided.
- Make an objective appraisal of the quality and capacity of existing school facilities.
- Make more effective decisions regarding the types, amounts, and quality of new and existing school facilities and the disposition of facilities during periods of declining enrollment.
- Coordinate a program of total school and community planning.
- Develop a system of educational program and facilities priorities as an integral part of the educational process.
- Maintain a program of continuous comprehensive planning and financing school facilities.

MASTER PLAN METHODOLOGY

Even though the District has maintained its schools, the aging infrastructure needs upgrades and, in some cases, updated and/or replaced to support the education programs that the District values and implements every day. Roofing, drains, pipes, heating ventilation and air conditioning, electrical wiring, windows, and other energy saving and life safety systems need to be repaired or replaced. To support current and new programs, campuses may potentially need to modify existing classroom and support spaces along with providing new shade structures, and play structures with rubberized safety surfaces.

The Assessment Process

During the planning and collection phases, the team reviewed all of the documentation provided by the Desert Sands Unified School District pertaining to its sites, including existing site plans, floor plans, construction history, modernization efforts to date, and capacity and enrollment data. Site walk schedules, and assessment code index, aerial images, and maps were also prepared by the assessment team. A facility stakeholder questionnaire was distributed to gather direct feedback regarding the facility from the end user's perspective and one-on-one interviews were conducted with site Principals.

DISTRICT BACKGROUND

Desert Sands Unified School District primarily serves five communities in the central Coachella Valley of California: Bermuda Dunes, Indian Wells, Indio, La Quinta, and Palm Desert. Students from other areas of the desert also take advantage of the quality education provided by their schools. The District serves approximately 27,000 students and is one of the largest employers in the valley with over 2,800 employees. The 27,000 students attend 34 schools in the District including traditional high schools, alternative high schools, middle schools, elementary schools and 16 preschools, including a federally funding Head Start program. Two elementary schools currently offer full dual immersion in English/Spanish to kindergartners. Students are provided with challenging educational choices including career technical education (CTE), advanced placement (AP) courses, International Baccalaureate Program (IB), and Advancement Via Individual Determination (AVID), are offered in both secondary and elementary grades.

DEMOGRAPHICS, ENROLLMENT, AND CAPACITY

The master plan utilizes information compiled in the Annual Enrollment Projection Report developed by Cooperative Strategies in 2021. The report details trends in enrollment, cohort patterns, and district-wide enrollment projections. It is anticipated that the District will experience a decrease in enrollment over the next 10 years.

Capacity

Capacity on each site was reviewed by evaluating both school of residence and school of attendance. On a District-wide basis, there is sufficient capacity to house the students currently attending the Desert Sands Unified School District.

Utilization

Space utilization, specifically, the spaces used to implement educational programs at each site, greatly affect both capacity and optimization of educational delivery. The master plan evaluates the uses of spaces, their intended use and their current use to develop a utilization analysis and site level master plan recommendations which identify opportunities to change space utilization, modernize spaces to accommodate more appropriate utilization, or to add space to provide for improved campus utilization.

EDUCATIONAL SPECIFICATIONS

Education Specifications communicate (or specify) to the architect, the public, and other interested parties what educators believe is required of a proposed educational facility to support a specific educational program. They serve as the link between the educational program and school facilities. They translate the physical requirements of the educational program into words and diagrams and enable the architect to visualize the educational activity to be conducted so that the architectural concepts and solutions to support the educational program.

Adjacency diagrams, descriptions and specific features are included to provide an understanding of spatial relationships. Detailed criteria descriptions are provided for building systems, doors and windows, furniture, equipment and casework, 21st Century Learning, and miscellaneous items.

NEEDS ASSESSMENTS AND MASTER PLANNING

The site assessments and master plans reflect the needs and priorities identified through stakeholder input and a detailed assessment of existing conditions. This was then compared to enrollment and capacity projections, space utilization, and educational program specifications. The assessment serves to guide facility planning and future capital investments.

Assessments were conducted on a site by site bases. The physical site walks encompassed a building-by-building, system level examination of building exteriors and interiors, and the major systems and components of each. These visual assessments were combined with quantitative data collected from Principal Questionnaires and in-depth interviews with site Principals to develop a deeper understanding of specific, observed issues at each site.

Scopes of Work

Nine areas of focus were identified on the District sites. These areas of focus were turned into scopes of work and incorporated into the Long Range Facilities Master Plan. These scopes of work are: Universal Transitional Kindergarten, Gymnasiums at Middle Schools, Makerspaces, Innovation/STEM Labs, Shade Structures, Collaboration Spaces, Special Education Integration, Food Service Expansion and Optimization, and Portables and Capacity.

FINANCIAL PLAN

The financial assessment, which serves as the master budget, provides a summary of projected costs for the recommended facility needs and scopes of work at each site. The report includes life-cycle repair and / or replacement line items as well as proposed modernization and new construction projects.

The master budget establishes project costs in four (4) priorities over the next ten (10) years to account for immediate and future needs as part of the road map for long-range facilities improvements. The program level master budget has been drafted based on 2021 industry costs. Each phase of implementation will require adjustment for escalation, inflation, and overall market conditions per year. Project costs are determined using a database of costs based on a combination of cost estimation resources including Sierra West cost estimating manuals, third party cost estimators, recent, comparable bid estimates, as well as estimates provided by local contractors and material suppliers as a benchmark to validate or adjust. The method of estimation is intended to provide a guide for project budgeting parameters. It is not a detailed estimation of project costs, as projects have only been identified in broad scope.

A summary of estimates by site and priority can be found on the following two pages.

COST SUMMARY BY SITE, PRIORITY

Priority totals shown with escalation to 2024

	PRIORITY 1	PRIORITY 2	PRIORITY 3	PRIORITY 4	TOTAL EST. PROJECT COST
Elementary School	\$124,476,572	\$110,587,083	\$136,319,800	\$388,213	\$371,771,667
Abraham Lincoln Elementary School	\$1,621,746	\$7,927,323	\$13,892		\$9,562,961
Amelia Earhart Elementary School	\$4,552,990	\$7,074,233	\$18,336,140		\$29,963,363
Andrew Jackson Elementary School	\$11,403,862	\$12,439,536	\$7,111,767		\$30,955,166
Benjamin Franklin Elementary School	\$3,674,333	\$990,226	\$17,807,951		\$22,472,510
Carrillo Ranch Elementary School	\$3,559,865	\$3,158,760	\$15,720,809		\$22,439,434
Dr. Reynaldo Carreon Academy	\$3,684,781	\$1,036,755	\$16,600,350	\$430	\$21,322,316
Gerald Ford Elementary School		\$2,199,687	\$9,458,529	\$115,606	\$11,773,821
Harry S. Truman Elementary School	\$212,718	\$5,497,280	\$1,441,724		\$7,151,721
Herbert Hoover Elementary School		\$2,949,711	\$8,899,267		\$11,848,978
James Carter Elementary School	\$3,895,342	\$3,025,307	\$223,470		\$7,144,119
James Madison Elementary School		\$5,391,509	\$973,034	\$184,728	\$6,549,271
James Monroe Elementary School		\$3,765,178	\$14,444,638		\$18,209,817
John F Kennedy Elementary School		\$3,582,741	\$16,014,714		\$19,597,455
Lyndon B. Johnson Elementary School	\$6,070,806	\$28,031,925	\$1,746,503		\$35,849,234
Martin Van Buren Elementary School	\$23,995,846	\$1,589,748	\$880,724		\$26,466,318
Richard R. Oliphant Elementary		\$14,206,833		\$87,450	\$14,294,282
Ronald Reagan Elementary School	\$33,750,872	\$2,126,763	\$1,519,225		\$37,396,859
Theodore Roosevelt Elementary School	\$15,420,401	\$2,183,787	\$3,735,122		\$21,339,309
Washington Charter School	\$12,633,011	\$3,409,780	\$1,391,942		\$17,434,734
Middle School	\$35,925,612	\$61,230,517	\$145,379,492	\$11,962,282	\$254,497,903
Colonel Mitchell Paige Middle School	\$8,042,006	\$1,205,729	\$31,698,678		\$40,946,413
Desert Ridge Academy	\$6,139,826	\$7,990,896	\$9,038,503		\$23,169,225
Indio Middle School		\$15,697,731	\$20,201,487	\$149,496	\$36,048,714
John Glenn Middle School of International Studies	\$12,357,889	\$1,757,227	\$26,775,337		\$40,890,452

Summary of costs shown include escalation

COST SUMMARY BY SITE, PRIORITY

Priority totals shown with escalation to 2024

	PRIORITY 1	PRIORITY 2	PRIORITY 3	PRIORITY 4	TOTAL EST. PROJECT COST
La Quinta Middle School	\$1,417,337	\$1,966,462	\$478,283	\$11,812,787	\$15,674,869
Palm Desert Charter Middle School	\$3,753,354	\$14,942,948	\$37,664,080		\$56,360,381
Thomas Jefferson Middle School	\$4,215,200	\$17,669,524	\$19,523,125		\$41,407,849
High School	\$52,379,716	\$135,095,071	\$129,054,685		\$316,529,471
Amistad High School	\$579,604	\$1,456,674	\$348,511		\$2,384,789
Indio High School	\$3,793,068	\$33,372,134	\$10,763,542		\$47,928,743
La Quinta High School	\$42,221,227	\$64,472,993	\$2,982,169		\$109,676,390
Palm Desert High School	\$3,312,513	\$31,021,292	\$89,500,637		\$123,834,443
Shadow Hills High School	\$2,473,303	\$4,771,978	\$25,459,826		\$32,705,107
K-12		\$12,539,322	\$830,915		\$13,370,237
Summit-Horizon School		\$12,539,322	\$830,915		\$13,370,237
District Site	\$73,805,723	\$18,344,575	\$72,222,040	\$11,896,636	\$176,268,975
District Offices/Central Registration		\$18,344,575	\$72,030,052	\$11,896,636	\$102,271,264
Eisenhower Community Education Center	\$42,697,778				\$42,697,778
John Adams Early Childhood Learning Center	\$31,107,946		\$191,988		\$31,299,934
TOTAL	\$286,587,623	\$337,796,567	\$483,806,931	\$24,247,132	\$1,132,438,253

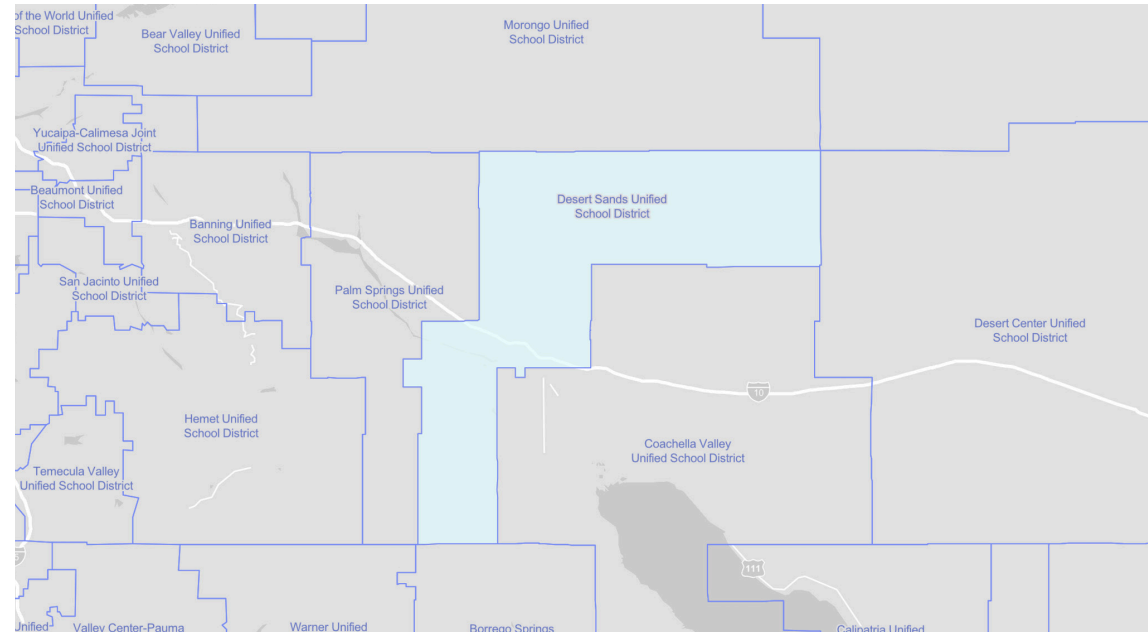
Summary of costs shown include escalation



2. District Overview

District Overview

Desert Sands Unified School District primarily serves five communities in the central Coachella Valley of California: Bermuda Dunes, Indian Wells, Indio, La Quinta, and Palm Desert. Student from other areas of the desert also take advantage of the quality education provided by their schools. The district serves approximately 27,000 students and is one of the largest employers in the valley with over 2,800 employees.



**DISTRICT BOUNDARY
POPULATION**

185,979



**MEDIAN HOUSEHOLD
INCOME**

\$69,677



**HOUSING
OCCUPANCY**

74%



**EMPLOYMENT
RATE**

49%

Source: United States Census, American Community Survey

PEOPLE AND POPULATION

Population by Age Range in Desert Sands Unified School District Boundary

Under 5 years 4.8%



Under 18 Years 18.8%



18 Years and Over 81.2%



65 Years and Over 27.9%



MEDIAN AGE

47.1

Median age in Desert Sands
Unified School District Boundary

37.9

Median age in the United States

EDUCATIONAL ATTAINMENT

Educational Attainment For Population 25 Years and Older in Desert Sands Unified School District Boundary

High School or equivalent degree 26.1%



Some college, no degree 24.1%



Associates degree 7.8%



Bachelor's degree 17.8%



Graduate or professional degree 10.7%



EDUCATIONAL ATTAINMENT

86.5%

Population 25 years and over have a high school graduate or higher degree in Desert Sands Unified School District

87.7%

High school graduate or higher in the United States

HOUSING

Housing Occupancy in Desert Sands Unified School District Boundary

Occupied housing units 74%



Vacant housing units 25%



HOUSING UNITS

99,521

Total Housing Units in Desert Sands Unified School District Boundary

13,681,156


Available housing units in the United States

90.2%

Occupied housing units in the United States

LANGUAGES

Languages Spoken in the home in Desert Sands Unified School District Boundary



LANGUAGE SPOKEN AT HOME

38.2%

Language other than English spoken at home in Desert Sands Unified School District Boundaries

21.5%

Language other than English spoken at home in the United States

DISTRICT PROFILE

Students are provided with challenging educational choices. Desert Sands Unified School District offers the highest levels of opportunity for excellence in the preparation for entry to college as well as a number of career technical education programs (CTE). Academically rigorous programs such as advanced placement (AP), International Baccalaureate Program (IB), and Advanced Placement Via Individual Determination (AVID) are offered in both secondary and elementary grades. Career pathways and academics focused on specific student interests include: animal science, automotive, aviation, biotech, business/insurance, clean energy, culinary arts, education, engineering, environmental sciences, health, information technology, landscape management, media, nutrition, and public health.



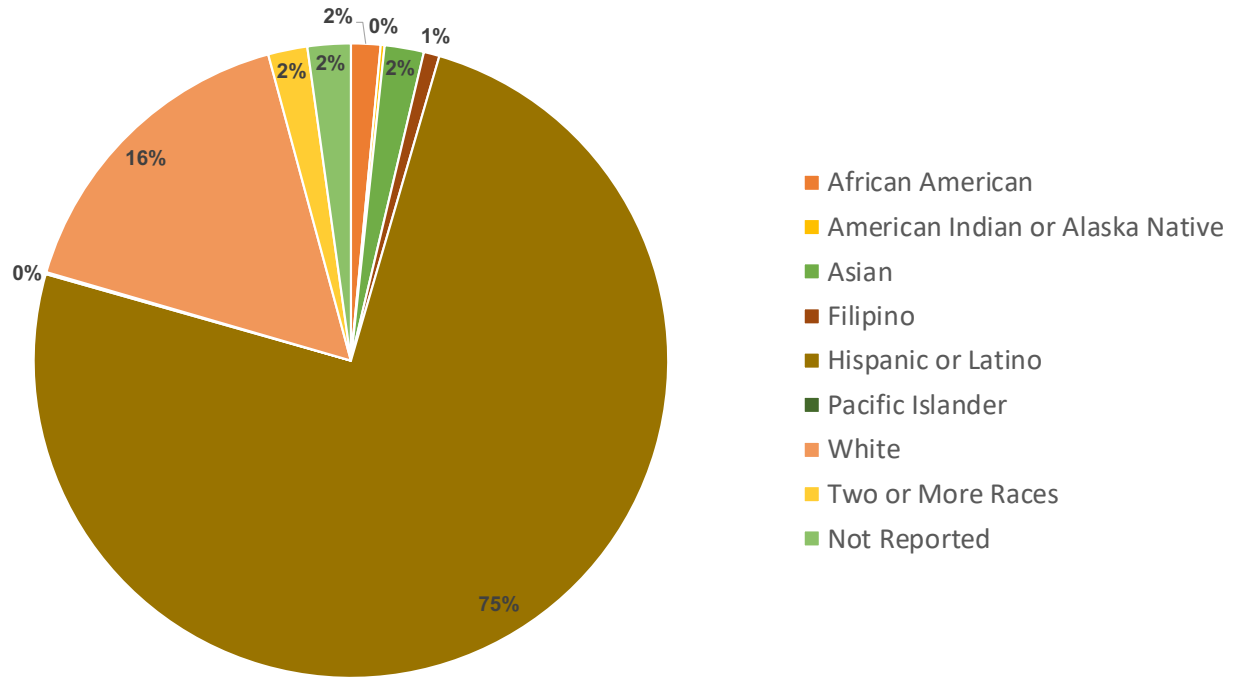
94%
GRADUATION RATE



26,698

ENROLLMENT PER CDE FOR THE
2021-22 SCHOOL YEAR

DISTRICT DIVERSITY





**ENGLISH AS
 A SECOND
 LANGUAGE**
22.6%


**SOCIALLY
 ECONOMICALLY
 DISADVANTAGED**
77.6%


**STUDENTS
 WITH
 DISABILITIES**
11.6%


**FOSTER,
 HOMELESS
 YOUTH**
2.2%


**MIGRANT
 EDUCATION**
0.5%



3. Demographics, Enrollment, & Capacity

Demographics, Enrollment, & Capacity

ENROLLMENT PROJECTIONS

Cooperative Strategies completed an enrollment projection study for Desert Sands Unified School District in October 2021. The study found that the student enrollment of the District is projected to decline by 4.54% from 26,868 students in the 2020-21 school year to 25,648 by the 2030-31 school year for a total decrease of 2,220 students.

Elementary schools are projected to experience a 3.85% enrollment decline from 1,355 students in the 2020-21 school year to 10,918 students in the 2030-31 for a total decrease of 437 students. Middle school enrollment is projected to decline 7.17% from 6,298 students in the 2020-21 school year to 5,846 students by the 2030-31 school year for a total decrease of 452 students. Projected enrollment at the high school level is projected to decline 3.59% from 9,215 students enrolled in the 2020-21 school year to 8,884 students enrolled by the 2030-31 school year for a total decline of 331 students.

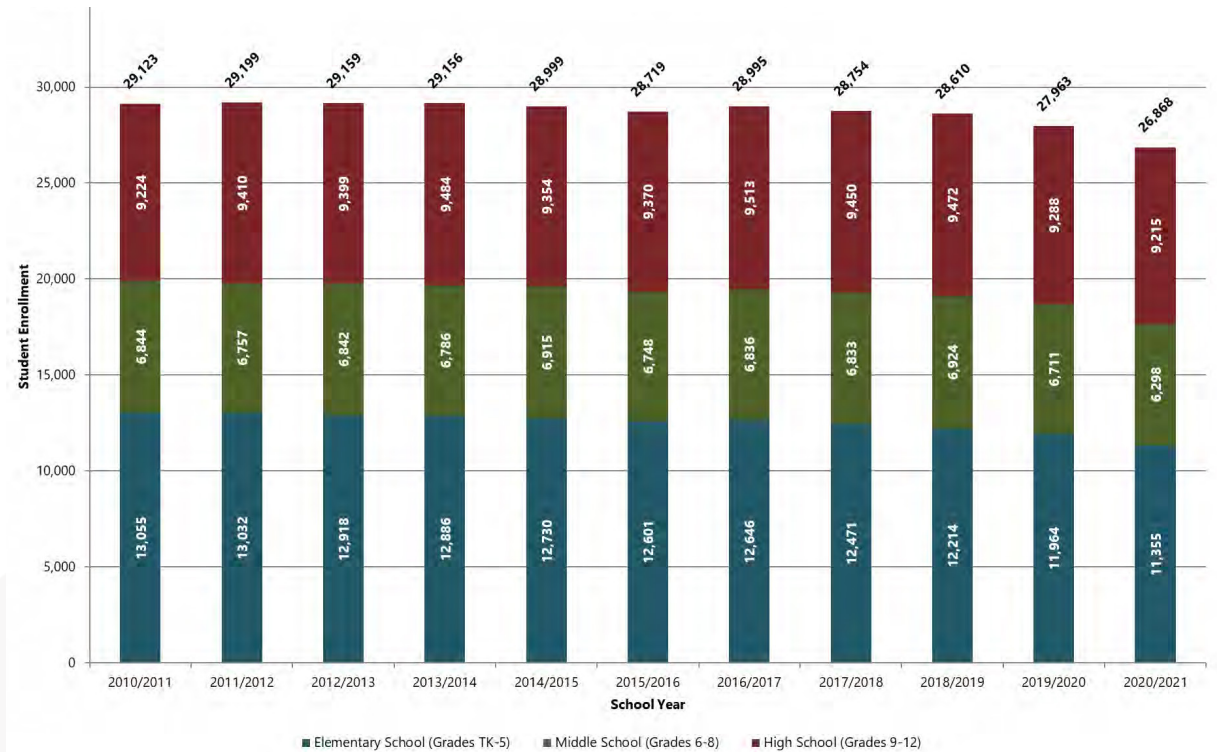
These enrollment projections are further broken down by grade level in Figure 1 below.

GRADE	2020-21 ENROLLMENT	2030-31 ENROLLMENT	GROWTH / (DECLINE)	PERCENTAGE CHANGE
TK	272	358	96	35.35%
KINDERGARTEN	1,650	1,683	33	2.02%
FIRST	1,836	1,753	(83)	(4.51%)
SECOND	1,853	1,764	(89)	(4.78%)
THIRD	1,857	1,772	(85)	(4.57%)
FOURTH	2,008	1,793	(215)	(10.71%)
FIFTH	1,879	1,784	(95)	(5.05%)
SIXTH	1,936	1,857	(79)	(4.06%)
SEVENTH	2,126	1,966	(160)	(7.54%)
EIGHTH	2,236	2,023	(213)	(9.51%)
NINTH	2,353	2,230	(123)	(5.23%)
TENTH	2,325	2,195	(130)	(5.58%)
ELEVENTH	2,299	2,215	(84)	(3.64%)
TWELFTH	2,238	2,243	5	0.24%

ENROLLMENT HISTORY

The enrollment projections that extend to school year 2030-31 are in line with the historic enrollment of the District. Between school years 2010-11 and 2020-21 enrollment has declined by 2,255 within the District. As COVID-19 impacted enrollment during the 2020-21 school year some of this enrollment is expected to return but the overall enrollment trend show an over all enrollment decline within the District. Figure 2 below provided by Cooperative Strategies shows enrollment historic enrollment between the 2010-11 school year and the 2020-21 school year.

FIGURE 2: HISTORIC ENROLLMENT DATA



Provided by Cooperative Strategies.

PROJECTIONS BY SCHOOL OF ATTENDANCE

Desert Sands Unified School District has an open enrollment policy whereby students may attend any school of their choice provided space is available. This open enrollment policy results in many students attending schools outside of their school of residence (i.e., attending a school outside of their attendance boundary). The enrollment projection data by Cooperative Strategies includes projections for each school within the District based on school of residence. As those projections do not account for the District’s open enrollment policy, the school of residence 2020-21 data was compared to each school’s actual 2020-21 enrollment data supplied by the California Department of Education to find the ratio between the two numbers at each site (actual enrollment/school of residence projected enrollment). The ratio for each school was then multiplied by Cooperative Strategies’ school of residence enrollment projections for school years 2021-22 to 2030-31 to calculate projected enrollment that accounted for the open enrollment policy at each District school. The numbers calculated are enrollment projections by “school of attendance” and reflect the levels of enrollment at each site if open enrollment were to continue throughout the District. These numbers can be viewed in Figure 3.

Universal Transitional Kindergarten

The Yearly Enrollment Projections by School of Attendance chart on the next page includes projections for Universal Transitional Kindergarten (UTK), a program that will expand transitional kindergarten to all four year olds by school year 2025-26. This projection was calculated for each school year after the implementation of UTK by using each year’s projected enrollment data for transitional kindergarten (lowest number of possible TK students that year, as this data does not account for UTK). Kindergarten projections were used as the ceiling (highest number of possible TK students that year). These floor and ceiling numbers were then used to find the midpoint estimate of possible TK enrollment.

FIGURE 3: YEARLY ENROLLMENT PROJECTIONS BY SCHOOL OF ATTENDANCE

SCHOOL	2021-22	2022-23	2023-24	2024-25	2025-26	2026-27	027-28	2028-29	2029-30	2030-31
Abraham Lincoln ES	642	628	604	609	632	623	613	613	613	616
Amelia Earhart ES	831	858	861	858	870	856	844	840	838	844
Andrew Jackson ES	660	637	616	595	611	601	593	591	593	594
Benjamin Franklin ES	589	573	583	572	592	581	571	569	569	573
Carrillo Ranch ES	535	505	493	467	489	482	475	473	473	474
Dr. Carreon Jr. ES	638	617	615	595	611	605	601	600	601	606
Washington Charter	682	638	606	565	586	581	574	571	575	578

FIGURE 3: YEARLY ENROLLMENT PROJECTIONS BY SCHOOL OF ATTENDANCE

SCHOOL	2021-22	2022-23	2023-24	2024-25	2025-26	2026-27	027-28	2028-29	2029-30	2030-31
Gerald R. Ford ES	698	698	692	705	729	725	716	711	710	712
Harry S. Truman ES	683	668	644	617	629	621	612	610	612	615
Herbert Hoover ES	373	369	349	335	358	352	347	346	346	348
James Earl Carter ES	608	587	573	543	564	554	543	541	542	543
James Madison ES	416	382	369	350	361	352	347	345	347	349
James Monroe ES	673	667	684	661	684	673	662	658	659	662
John F. Kennedy ES	438	420	418	397	406	399	395	392	392	395
Lyndon B. Johnson ES	546	546	536	514	545	538	530	528	531	532
Martin Van Buren ES	693	666	635	617	628	623	614	612	612	617
Richard R. Oliphant ES	627	628	633	644	663	652	642	639	640	644
Ronald Reagan ES	874	911	984	1046	1168	1227	1288	1351	1424	1498
Theodore Roosevelt ES	530	538	541	535	553	547	542	540	539	544
Col. Mitchell Paige MS	610	517	646	663	647	681	690	685	587	636
Desert Ridge Academy	1021	860	1132	1139	1160	1184	1221	1204	622	1180
Indio MS	768	591	744	743	706	699	664	651	1124	604
John Glenn MS	1097	2727	1137	1191	1285	1278	1273	1182	1930	1109
La Quinta MS	709	755	730	751	756	760	742	704	492	652
Palm Desert Charter	1374	2133	1357	1336	1283	1235	1205	1172	1063	1083
Thomas Jefferson MS	551	387	551	561	560	554	541	519	490	488
Indio High	2090	1507	19w84	1945	1922	1878	1901	1885	1838	1823
La Quinta High	2483	3264	2363	2311	2289	2276	2337	2407	2372	2346
Palm Desert High	2194	2344	2115	2086	2103	2047	2064	2071	2042	2043
Shadow Hills High	2019	1975	1958	1932	1944	2022	2055	2119	2135	2166

CAPACITY ANALYSIS

A capacity analysis from the school of attendance enrollment data for 2030-31 was created by comparing the enrollment projections to the number of classrooms at each school.

The capacity analysis in Figure 4 identifies each school within the Desert Sands Unified School District and their:

- Total classrooms available for instruction, including portables.
- Capacity based on total classrooms by State loading standards.
- 2020-21 enrollment reported to California Department of Education.
- Surplus / Deficit number of classrooms to support 2020-21 enrollment based on State loading, including the State's loading of 13:1 for non-severe and State loading of 9:1 for severe SDC (special day class) students.
- 2030-31 projected enrollment based on attendance based on State loading, including the State's loading of 13:1 for non-severe and State loading of 9:1 for severe SDC students.
- Surplus / Deficit number of classrooms to support 2030-31 enrollment based on State loading.

The data shows that the majority of schools within the District have excess capacity, or available seats, for new students as of 2020-21. This excess capacity increases across schools in 2031 due to declining enrollment across the District. At the elementary level, the schools with a deficit of classrooms necessary for enrollment are Ronald Reagan Elementary School and Richard R. Oliphant Elementary School both in 2021 and in 2031.

For middle school capacity, John Glenn Middle School, La Quinta Middle School, and Palm Desert Charter Middle School have a classroom deficit now, but this is projected to adjust due to decreased enrollment by 2031.

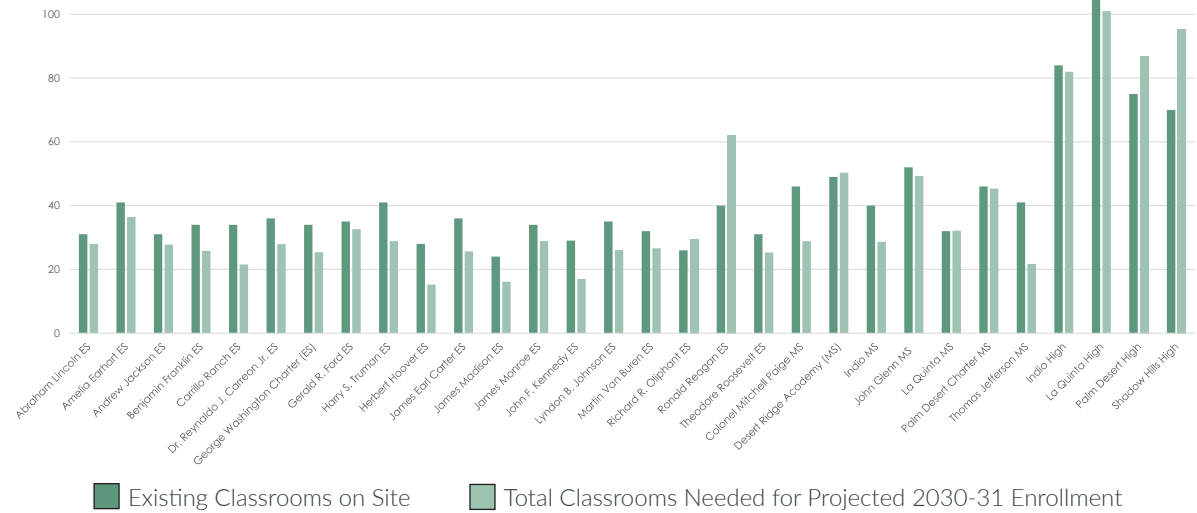
For high schools, Indio High School and La Quinta High School show a deficit in available classrooms now, but they show a projected surplus in 2031. Palm Desert High School and Shadow Hills High School show both a deficit in classrooms in 2021 and 2031. Summit High School /Horizon School and Amistad High School were included in the 2020-21 portion of the capacity analysis but there is no projection data for the 2030-21 comparison. Though Summit High School and Horizon school look like they have a classroom deficit the nature of their program does not require fully loaded classrooms at all times.

FIGURE 4: CAPACITY ANALYSIS WITH CLASSROOM SURPLUS / DEFICIT

SCHOOL	CLASSROOMS AVAILABLE FOR INSTRUCTION	TOTAL CAPACITY BASED ON STATE LOADING	2020-21 CDE ENROLLMENT	2020-21 CLASSROOMS SURPLUS / (DEFICIT)	PROJECTED 2030-31 SCHOOL OF ATTENDANCE ENROLLMENT	PROJECTED 2030-31 CLASSROOMS SURPLUS / (DEFICIT)
Abraham Lincoln ES	31	775	620	2	585	2
Amelia Earhart ES	41	1025	762	7	802	4
Andrew Jackson ES	31	775	668	(1)	559	2
Benjamin Franklin ES	34	850	571	8	536	7
Carrillo Ranch ES	34	850	549	9	449	11
Dr. J. Carreon Jr. ES	36	900	629	6	573	7
Washington Charter	34	850	721	2	538	8
Gerald R. Ford ES	35	875	660	3	673	1
Harry S. Truman ES	41	1025	664	9	582	11
Herbert Hoover ES	28	700	374	11	324	12
James Earl Carter ES	34	875	551	8	515	6
James Madison ES	24	925	423	17	331	7
James Monroe ES	34	850	635	5	624	4
John F. Kennedy ES	29	725	430	10	371	11
Lyndon B. Johnson ES	35	875	561	6	499	7
Martin Van Buren ES	32	800	570	6	577	3
Richard R. Oliphant ES	26	650	602	(3)	606	(5)
Ronald Reagan ES	40	1000	823	2	1421	(25)
Theodore Roosevelt ES	31	775	483	6	515	5
Colonel Mitchell Paige MS	46	1242	596	19	636	17
Desert Ridge Academy	49	1323	1,059	3	1180	(1)
Indio MS	40	1080	772	5	604	11
John Glenn MS	52	1404	1,167	1	1109	3
La Quinta MS	32	864	756	(4)	652	(0)
Palm Desert Charter MS	46	1242	1,372	(10)	1083	1
Thomas Jefferson MS	41	1107	571	16	488	19
Indio High	84	1950	2,074	(7)	1823	2
La Quinta High	106	2461	2,511	(1)	2346	5
Palm Desert High	75	1742	2,129	(15)	2043	(12)
Shadow Hills High	70	1625	1,991	(11)	2166	(25)
Summit/Horizon	19	513	470	(1)		
Amistad High	20	540	216	6		

Figure 5 below compares the total number of classrooms needed at each school site by the 2030-31 based on state loading and enrollment projections with the total existing classrooms at each site as of school year 2020-22.

FIGURE 5: CAPACITY ANALYSIS 2030-31 EXISTING CLASSROOMS / CLASSROOMS NEEDED



CONCLUSION

Though there is sufficient capacity throughout the District to house its current and projected student population there are four sites within the District where projected enrollment exceeds the number of available classrooms.

Richard R. Oliphant Elementary School, Ronald Reagan Elementary School, Palm Desert High School, and Shadow Hills High School all show a deficit in the number of classrooms available to house projected student enrollment in the year 2030-31. Master plan recommendations are to increase capacity at these schools by adding a new classroom building at each site.

As there is excess capacity available at most of the District schools, along with adding new classroom buildings to schools that show a deficit in future capacity, increased enrollment at these sites can be mitigated by monitoring enrollment and, if needed, making adjustments in open enrollment policy.



4. Educational Specifications

Educational Specifications

INTRODUCTION

This document represents just one part of the overall Desert Sands Unified School District Master Plan, designed to specify components of the facilities deemed necessary to support the instructional program, both in the short and long term. This Education Specification is a small piece of the vision that is shared between students, educators, parents and community members.

When a new school or modernization of an existing school is designed, the design team relies on Educational Specifications to:

- Communicate (or specify) to the design team what educators believe is required of a proposed educational facility to support the District's educational program and vision.
- Provide a link between the educational program and the school facilities. They translate the physical requirements of the educational program into words that allows the architect to visualize the educational activity to be conducted so that the architectural concepts and solutions support the educational program and vision.

Therefore, the two components of Educational Specifications are:

1. Instructional matters, often referred to as the educational program.
2. The physical requirements of instructions often referred to as the building/architectural program.

REQUIREMENTS

The State School Facility Program requires Districts to prepare and submit Educational Specifications to the California Department of Education as a condition of Final Plan Approval (Title 5, California Code of Regulations Section 14030(a).

It is important for the District to develop educational specifications because they:

- Serve to document the District's intent and vision for the instructional program delivery and goals.
- Identify common goals to engage stakeholders in a participatory process in developing their vision.
- Define student-centered physical parameters of learning spaces.
- Describe clearly and concisely the various learning activities to be housed in the school, the spatial relationships and special features to support these activities.
- Creation of a common baseline of guiding principles drive the school facilities master plan and design.
- Support the District's educational program vision and efforts to continuously improve. As the District's vision changes, this document would be updated to reflect these changes.
- Identify how the educational specifications will be implemented either on an individual site basis or on a District wide basis.

EDUCATIONAL PROGRAM

Desert Sands Unified School District is committed to providing a sound and challenging education for every student. Along with building a strong foundation of fundamental skills, students have the opportunity to explore and expand their lives through a variety of experiences. Elementary and secondary courses of study are correlated to State frameworks and standards, with utilization of State-approved instructional materials. The vision held for new and modernized facilities is as diverse and varied as the community. In order to meet this commitment, staff and students need facilities that support this goal.

Individual components for classrooms, libraries, multipurpose rooms and other facilities will be discussed in a later section of this document.

EDUCATIONAL TECHNOLOGY

The District is committed to providing a 21st century learning environment for students and teachers by supporting the use of instructional technology as a means to deliver a rigorous and relevant curriculum aligned to the core content standards.

Chromebooks will be provided for students 2-12. Tablets will be provided for students K-2. Chromebooks will be provided to teachers to support planning and instructional technology integration. The District will maintain a robust technology network and student information system infrastructure to support the learning environment.

SPECIAL EDUCATION

Federal law requires, at no cost to parents or guardians, an education that meets the unique needs of a disabled child. The California State Department of Education has interpreted the federal law into specific criteria by which a student can qualify for special education programs/services. Some students require special education services because of physical, emotional, intellectual, medical, or learning disabilities.

The District is committed to the philosophy that each exceptional child must be provided an appropriate public education in the least restrictive educational environment (most normal educational setting) designed to meet his/her unique needs.

Desert Sands Unified School District provides specially designed instruction to meet the needs of all disabled students up to 22 years of age. Once a child qualifies, an Individualized Educational Program (IEP) will be written documenting the individual needs of the child. Students may receive special education services in a wide variety of placements, including:

- General Education Classroom with Modifications
- General Education Classroom with Related Services
- Special Education Classroom with Related Services
- Home/Hospital Instruction
- Non-Public School

An example of some of the related services provided by the district are:

- Language/Speech/Hearing Therapy
- Adapted Physical Education
- Psychological Counseling
- Health Services
- Specialized Health Care
- Mobility Training
- Sign Language Interpreters

CAREER TECHNICAL EDUCATION

Career Technical Education programs are available at all four of the District's comprehensive high schools, Indio High School, La Quinta High School, Palm Desert High School, and Shadow Hills High School, along with the District's alternative education school, Horizon School, as well as at one of their continuation high schools, Amistad High School. The sustainability of the programs remains as a result of the emphasis on staff development and strong commitment of the staff.

STAFF SUPPORT

Staffing at schools is based on the District's staffing formulas to ensure equitable support at all schools. The following list is inclusive and some positions are only at the middle and/or high school level or dependent upon enrollment for additional support at sites with large student population.

- Principal
- Assistant Principal
- Counselor
- Classroom Teachers
- Special Day Teacher (SDC)
- Resource Teacher (RSP)
- Athletic Director
- Administrative Assistant
- Office Specialist/Technician/Accounting
- School Registrar

- Library/media Specialist
- Data Specialist
- Data Technician
- Paraeducator – Bilingual/Special Day/Special Day Severe
- Security Agent
- Custodian
- Nutrition Services
- Athletic Trainer
- Groundskeepers
- Maintenance Worker
- Health Services Technician
- Academic Coach

FACILITIES DESIGN CONCEPTS

Desert Sands Unified School District has developed designs that reflect the needs of each community and to meet changes in educational pedagogy with the advent of technology that affect facilities design. Instructional areas will be designed to enhance current and future teaching methods, such as cooperative learning, computer assisted learning, and Internet research. New designs will incorporate these changes to ensure that teachers have the most up-to-date tools to instruct students of today and tomorrow.

Acoustics

- Evaluate each school to identify external noise sources that might adversely impact the learning environment within the campus' interior spaces.
- Identify potential internal noise sources, such as fans and HVAC.
- Include sound absorbing materials such as carpeting, acoustical wall treatments, and ceiling tile to help eliminate student-generated noise in classrooms and library/media center.

Building Support Spaces

- Mechanical and electrical spaces should be air-conditioned to offset the effects of heat generated by electrical panels, switchgear, and transformers.
- Fire alarm, intrusion alarm, and technology equipment are affected by heat and need to be located in climate controlled spaces.
- Adequately sized custodial storage needs to be distributed throughout the campus to alleviate electrical rooms usage for storage for custodial materials in violation of the Fire Code regulations.
- Custodial spaces require dedicated storage shelving, and deep sink in the room with appropriate wall, floor, and wainscot materials to prevent water intrusion and mold development.

Cleanliness and Health

- Wall surfaces should be of durable and washable materials in order to keep the school clean and fresh looking.
- Tile and other “hard” surfaces will be utilized on floors to minimize stains.
- Carpeting with impermeable backing should be used to prevent moisture from penetrating beneath the carpet and causing Indoor Air Quality (IAQ) issues.
- Toilet facilities requirements are set by the California Building Code (CBC) and Plumbing Code. Americans with Disabilities Act requirements for interior clearances will also be met. Additional toilet facilities beyond the code minimums may be included in the building design at high occupancy locations.
- Adequate drinking fountains should be conveniently located and easily maintained. Stainless steel drinking fountains should be located in shaded areas to avoid excessive heat build-up from direct sunlight.
- Design controlled access to the site for after school activities in the MPR and sports fields.
- HVAC system design will provide high Indoor Air Quality (IAQ) measures to minimize the accumulation of dust, pollens and spores in the air filtration systems.

Lighting

- Lighting in the classrooms is critical for student comfort and performance.
- Glare from overhead lighting and outside windows should be eliminated.
- Deep parabolic lenses for florescent lights provide a pleasing light in the classroom.
- Windows need to be shaded, tinted, or screened in some fashion, to reduce direct sunlight infiltrating the space, as appropriate.
- Provide sufficient lighting properly located in exterior areas that are controllable by the EMS system.

Climate Control

- High efficiency HVAC systems to perform at high capacity, over long periods will be designed.
- Economizers will be added to the HVAC systems as an energy conservation measure to take advantage of the cooler outside air in winter and spring.
- HVAC systems will be zoned to reflect the intended community usage of the facility after hours and on weekends.
- Thermostat settings will provide a range of temperature settings to allow comfort levels to be adjusted by the classroom teacher or administrator.
- The HVAC system should be connected to the EMS system for energy conservation and after hours scheduling.

Electrical Systems

- The District has established a standard of 277/480-volt service for all schools and brings the district in line with the requirements of the Imperial Irrigation District and Southern California Edison.
- Energy conservation measures include the use of an Energy Management System, Trend Technologies, Alerton or Siemens, to control the HVAC system.
- Fluorescent lighting fixtures will utilize energy efficient electronic ballast's and energy saving, 32 watt, Tt-8 lamps.
- Each classroom will be provided with a minimum of four (4) 20 amp branch power circuits. Duplex convenience receptacles will be provided at each teaching center case work, the teacher's desk, student computer workstations, ceiling mounted projector, wireless access point equipment and audio visual equipment.
- Emergency generators should be provided at high schools for evacuation of the main building and stadium. Emergency systems such as fire alarm, and information systems, will be included on the generator circuits.

Electronics Infrastructure Technology

- A Main Distribution Frame (MDF) racks will be provided in a climate controlled main data/signal room. The MDF will consist of four (4) 2'W x 4'D floor-standing racks to contain network cabling terminations, data and Voice Over IP network electronics.
- All other buildings on site will be provided with an Intermediate Distribution Frame (IDF) located in a climate controlled data/signal equipment room. Multi-story buildings will have IDF racks on each floor.
- Classroom lighting controls will be provided to allow for general and audio visual presentation modes. Three switch modes per classroom.
- Each school shall be equipped with an autonomous public address system. It shall be capable to provide announcements to the whole school including outdoor field areas.
- An intrusion detection system will be provided consisting of motion detectors, keypads and a main control/communicator panel. The main control/communicator panel shall be Bosch #D9412G or newer version control panel.
- The data/voice network system shall be Panduit and Corning Cable Systems to match existing District standards.

Fire/Life Safety Systems

- An addressable, fully automatic fire alarm detection system shall be provided for the campus. Ceiling mounted smoke detectors will be provided in all rooms throughout the buildings. Large air-handling units rated 2000 cfm or more will be controlled by area coverage smoke detectors.
- Fire alarms horns and flashing strobe lights will be provided indoors throughout the project to sound the fire alarm signal. Strobe lights only will be provided in office, restrooms, practice rooms and other potential single occupant areas. Horns will be provided outdoors on the building exteriors.
- System will include a remote annunciator panel in the Administration area so that the type and location of any fire alarm can be readily identified.

Access for disabled people or access for disability people

- Disabled access will be provided as detailed in the District's approved Compliance Plan.
- All applicable Federal and State guidelines and codes including the Americans with Disabilities Act of 1994, California Code of Regulations, Title 24, and any other local or district standards will be addressed in the facility design.

Lighting and Energy Conservation

- Fluorescent lighting fixtures will utilize electronic ballasts and T-8 energy-saving lamps.
- Motion detectors will be provided in each room to automatically turn light off when the room is not in use.
- Conduits will be provided between buildings for energy management systems.
- Exterior lighting will be controlled by the energy management control systems.

Public Access

- The design of new facilities and ones to be modernized will support the safe and secure environment with perimeter fencing, single point of entry, clear lines of sight and safe entrances to the campus for pedestrians and vehicular traffic.
- Attention should be given to the isolation of frequently used facilities to provide access to only specific areas and to exclude access to entire buildings or large areas.
- Consideration of the variation in security and access requirements between regular and after hours and weekends.

Safety Issues

- Safety issues will be incorporated during the design of the facility and grounds. Particular emphasis will be given to student safety, especially playground equipment and the surface under the equipment. All Federal guidelines including the Handbook for Public Playground Safety and all State codes and regulations will be addressed during design.
- During the design review process, the architectural design team will specifically address how they will identify potential safety issues in their area of specialization. Measures they have employed to assure that student, staff and community safety issues have been met will be recorded.

Criminal Activity Issues

- During the design of the facility, the architectural team will consult with local law enforcement agencies to determine the neighborhood crime rate. Recommendations for appropriate measures to assure the security of the facility will be made. The design team when addressing the security issues for the facility will consult the California Department of Education publication, Safe Schools, A Planning Guide for Action.

Natural Disaster Issues

- Education Code Sections 35295 through 35297 require earthquake preparedness planning by all school districts.
- The architect will use the District plan as a guideline when designing the facility.
- Storage for emergency supplies, short-term shelter, and emergency power, will be addressed during the schematic design phase of the project.

Security

- The design of new facilities and ones to be modernized will support a safe and secure environment with perimeter fencing, single point of entry, clear lines of sight and safe entrances to the campus for pedestrians and vehicular traffic.

Signage

- The architect will propose a theme for all signage that will conform to all applicable requirements i.e., handicapped, fire and life safety, as well as State codes and regulations.
- Signage will clearly identify the main entry to the school, typically through the administration office
- Signage and road markings will assist pedestrians and vehicles to ensure safety
- All buildings will be clearly identified on the exterior

Structural

- The California Code of Regulations Title 24 controls the structural design of the school which is verified during the plan check process conducted by Division of State Architect (DSA). This analysis will consider a variety of design factors including wind loads, seismic forces, occupant and furniture loads, building construction loads, and soil bearing capacities.

Utilities

- Part of the site selection process is to assure that all necessary utilities are available to the site at reasonable cost. The typical school building will require the same utilities as most business or commercial facilities.

Landscaping

- All planting will conform to low water usage types as recommended by the Coachella Valley Water District (CVWD); native plants, desert landscaping, garden areas with drip irrigation system
- Trees must be on the approved CVWD list
- Not allowed are pine trees, Nile grass, deciduous trees and Nata Plum trees
- Palm Trees to be limited in number (5 trees per site)
- 6" to 8" border around planter beds with wells at plants and trees

- Pedestrian travel paths must be designed to protect grass and shrubs
- One exception to the native plant requirement is drought tolerant Bermuda turf for playing fields. It is generally accepted that turf provides an excellent surface on which students can master the skills listed in the Education Code as part of the physical education program.

Playing Fields

- Play fields will be designed according to guidelines identified in the California State Department of Education "School Site Analysis and Development." This guideline takes into consideration the amount of field and hard court area required by certain grade levels in order to meet the Education Code requirements for physical education space.
- The field areas are generally located toward the rear of the school site and are fenced for security purposes.
- For community access, it is reasonable to have several gates to allow pedestrian access. However, the gates should not permit autos or motorcycles access to field areas.
- Lighting is often found on high school athletic fields. Care should be taken to avoid by light spillage on surrounding neighborhood homes

Parking and Traffic Circulation

- The minimum number of parking spaces for the school will be 2.25 spaces per classroom, with an additional 5 spaces for parents, 2 spaces for visitors, and 1 handicapped van space per 25 regular spaces. High schools need additional parking for student drivers in grades 11 and 12.
- State Department of Education regulations require the separation of parent drop-off, bus drop-off, and student/staff parking. The site layouts are reviewed to assure students have a safe path from the drop-off to the building. Disabled students are provided with ramps or curb cuts to provide access.
- Delivery trucks and maintenance vehicles will have a separate entrance isolated from students, for safety reasons. The food service area should have a loading dock to facilitate efficient off loading of supplies and food carts.



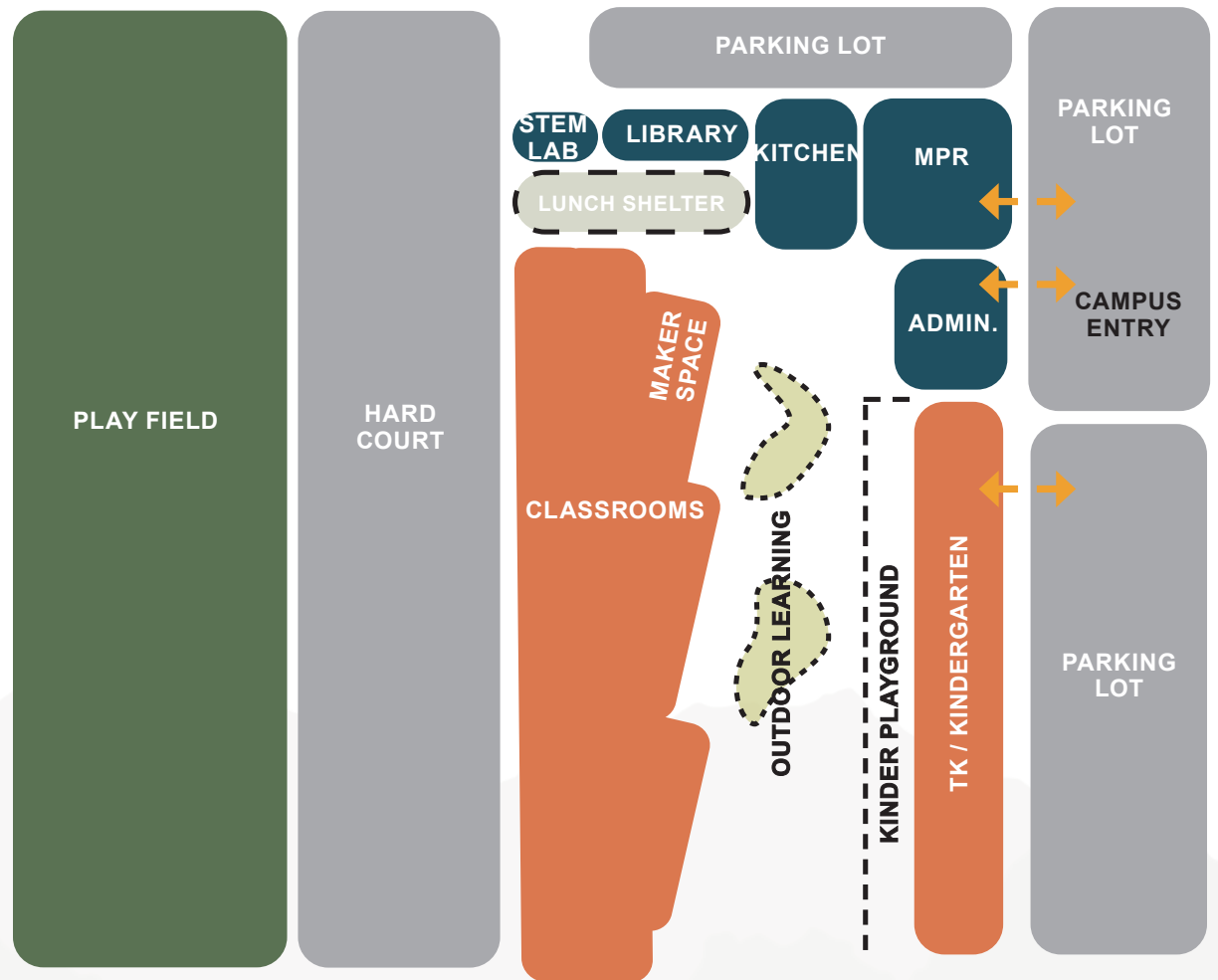
Elementary Schools

Educational Specifications

Elementary Schools

DESIGN RECOMMENDATIONS

All Desert Sands Unified School District elementary schools will have classrooms that support the academic core in addition to a variety of flexible learning spaces, fostering collaboration and creating a technology rich environment for students. All classrooms, common areas, outdoor learning areas, and staff areas will have wireless coverage. The administration building, library, multi-purpose room, restrooms, food service, play fields and parking will be sized for master plan capacity to ensure adequately sized support facilities.

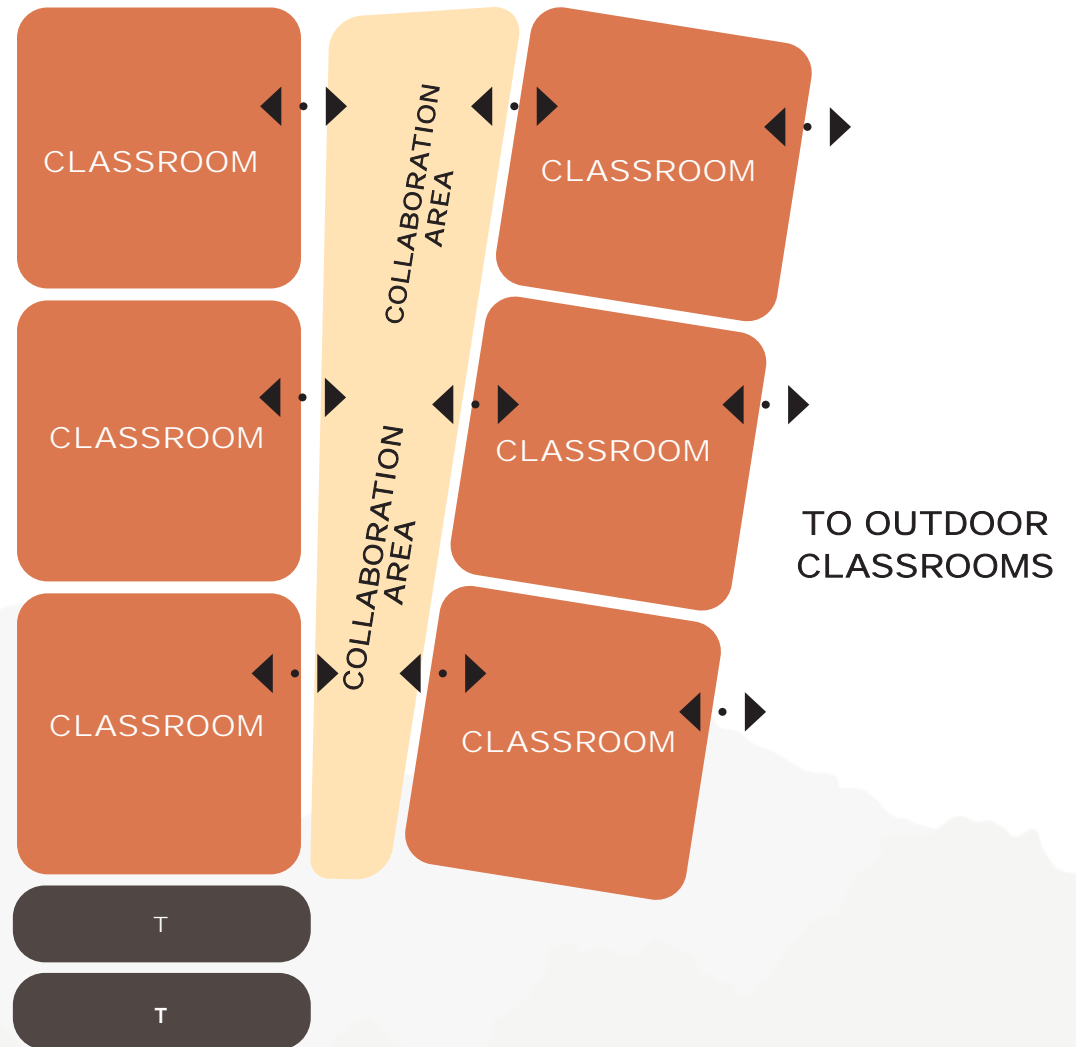


Elementary School Classrooms

DESIGN RECOMMENDATIONS

Classrooms will be organized to facilitate an interdisciplinary, learner-centered approach to instruction with full integration of technology. Classrooms will be clustered around a group collaboration area, restrooms, and necessary support facilities.

- 960 square feet minimum
- Tackable wall surfaces
- 2 Marker boards at front
- Movable LFD monitor
- Charging cart for first graders' tablets
- Flexible furniture
- Carpet
- Resilient flooring (wet area)
- Sink with drinking fountain
- Storage cabinet, 4' tall
- WiFi
- Electric/data/phone outlets
- Intercom/clock
- Solid wood core door with glass insert
- Voice amplification
- HuddleCam
- Web camera

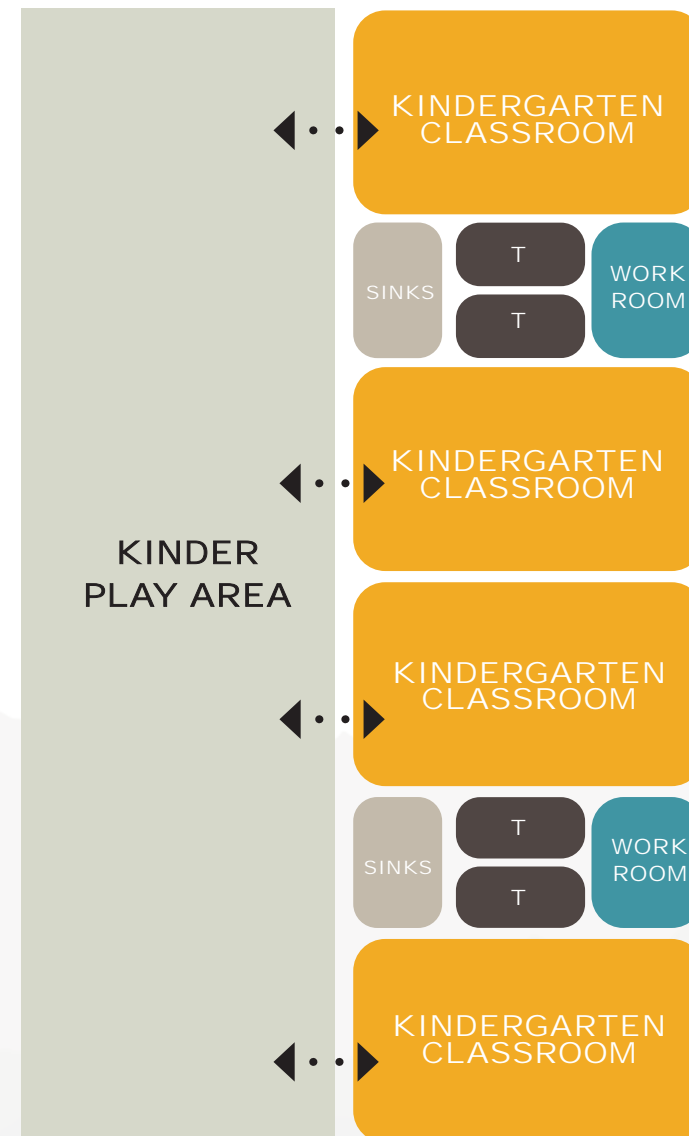


TK / Kindergarten Classrooms

DESIGN RECOMMENDATIONS

Classrooms and facilities must be flexible to accommodate a variety of instructional activities for active and passive learning. There should be a mix of wet activity area in the classrooms, a separated playground and a rich mixture of learning opportunities both inside and out. The classroom grouping needs to be located close to the exterior of the campus for immediate drop off and pickup.

- 1,350 square feet minimum
- Tackable wall surfaces
- 2 marker boards at front
- Movable LFD monitor
- Charging cart for tablets
- Flexible furniture
- Wifi
- Carpet with resilient flooring in wet area
- Age appropriate height sink with drinking fountain
- Age appropriate height counter
- Storage cabinet, 4' tall
- Built-in casework for storage
- Electric/data/phone outlets
- Intercom/clock
- Outdoor play equipment storage
- Separate fenced playground with age appropriate play structures
- In-room or close proximity restrooms with toddler height amenities
- Solid wood core door with glass insert
- Voice amplification
- HuddleCam
- Web camera

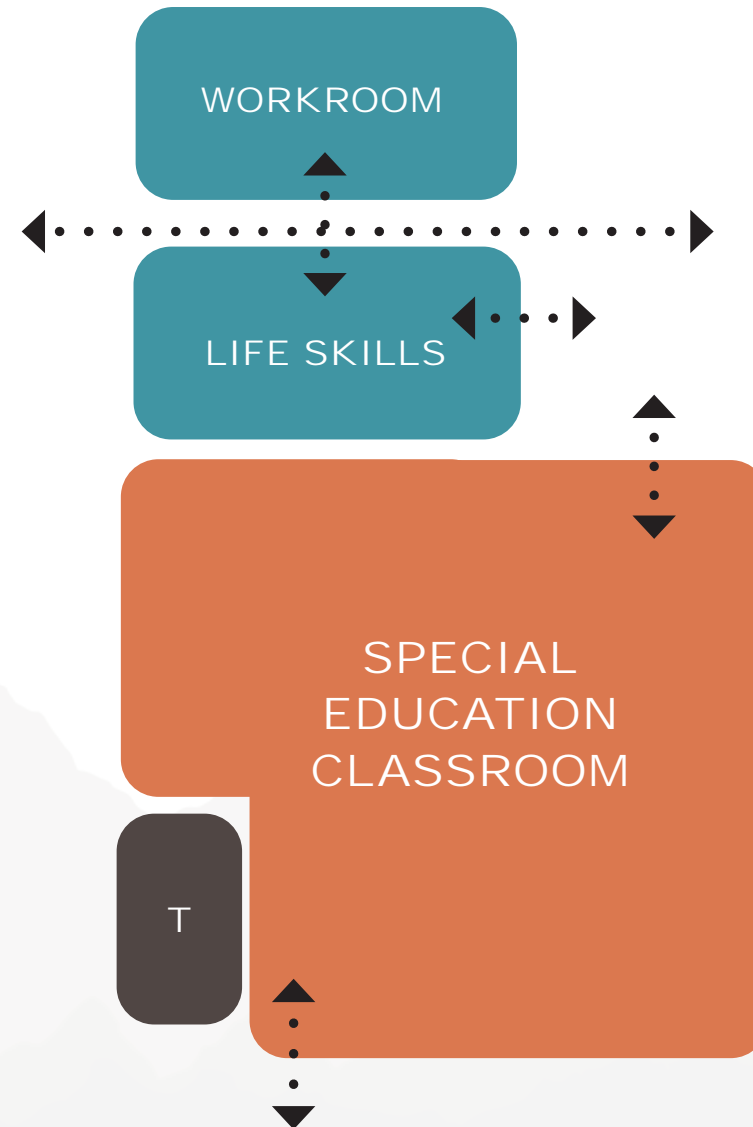


Elementary School Special Education Classrooms

DESIGN RECOMMENDATIONS

The District is committed to the philosophy that each child must be provided an appropriate public education in the least restrictive educational environment (most normal educational setting) designed to meet his/her unique needs. Therefore, students with disabilities are educated with children who are not disabled to the maximum extent appropriate. Special education classrooms for students with disabilities occurs only when the nature or severity of the disability of a child is such that education in regular classes with the use of supplementary aids and services cannot be achieved satisfactorily. Special education classrooms will support the academic core curriculum and basic skills with flexibility for both large and small group instruction. Classrooms will be distributed throughout the campus, but may group two classrooms with support facilities such as restrooms with changing tables, adaptive PE, large storage for wheelchairs and other equipment to support the program. Technology will be consistent with general education classrooms.

- 1,350 square feet minimum
- Tackable wall surfaces
- 2 marker boards at front
- Movable LFD monitor
- Charging cart for first graders' tablets
- Flexible furniture
- Carpet
- Resilient flooring (wet area)
- Sink with drinking fountain
- Desk height counter
- Storage cabinet, 4' tall



Elementary School Special Education Classrooms

DESIGN RECOMMENDATIONS

- Interactive video projector and speakers
- WiFi
- Voice amplification
- HuddleCam
- Web camera
- Electric/data/phone outlets
- Intercom/clock
- Restroom inside classroom with changing table with shower nozzle, handicap-accessible toilet lift, sink with hot/cold water, storage for extra clothing
- Storage area
- Solid wood core door with glass insert

Resource Specialist Program (RSP)

- The Resource Specialist Program provides services to students with mild to moderate learning disabilities who spend 50 or less of their time in specialized instruction.
- 240 square feet minimum
- Located in close proximity to classrooms for pull-out program
- Flexible space for small group or individual instruction
- Tackable wall surfaces
- Marker board
- LFD monitor
- Carpet
- WiFi
- Electric/data/phone outlets
- Intercom/clock
- Solid wood core door with glass insert

Elementary School Special Education Classrooms

DESIGN RECOMMENDATIONS

Speech/Psychologist/Counselor

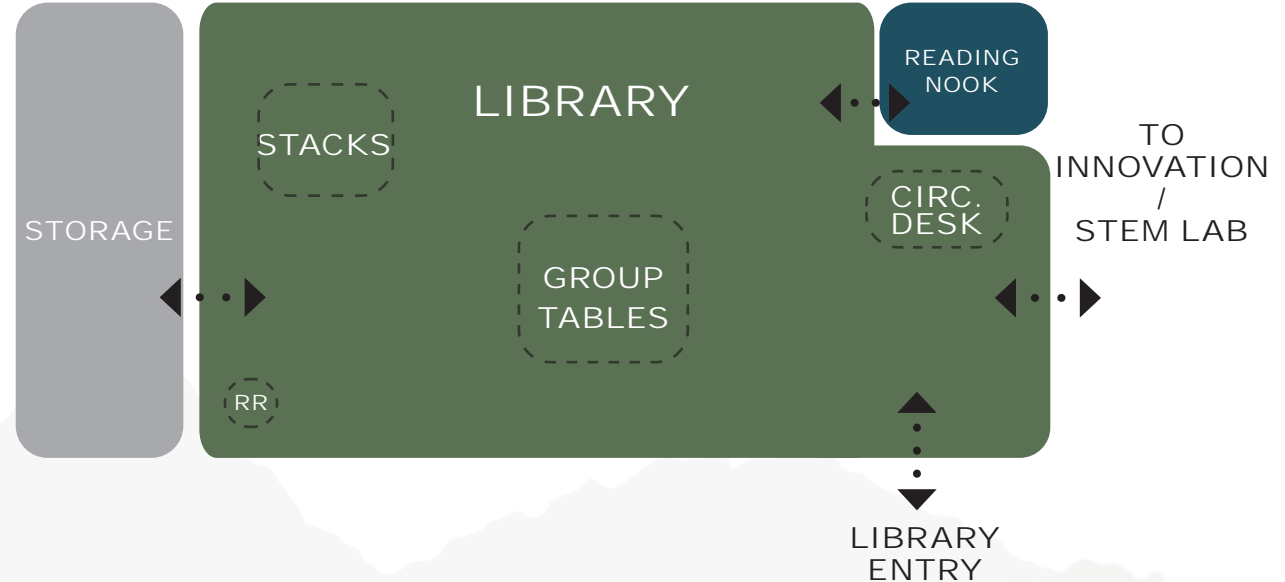
- Itinerant staff typically will share one or more spaces if provided or will use conference rooms if not available
- 240 square feet minimum
- Located in close proximity to classrooms for pull-out program
- Flexible space for small group or individual instruction
- Tackable wall surfaces
- Marker board
- LFD monitor
- Carpet
- Desk height counter
- Built-in casework for storage
- WiFi
- Electric/data/phone outlets
- Intercom/clock
- Solid wood core door with glass insert

Elementary School Library

DESIGN RECOMMENDATIONS

The Library should be a highly flexible space for collaboration and multi-modal learning. It should be a welcoming, comfortable, informal, stimulus-rich, well-lit environment that supports multiple concurrent activities; from active small group activities to quiet spaces where the students can read, research and independently work. The library should include a reading nook that can accommodate a single class. Using glass walls for transparency and visibility, there should be a clear “line of sight” to all student areas for supervision. High windows should be placed to allow indirect lighting. Acoustical treatments and finishes should be carefully chosen to allow multiple concurrent activities and sensitivity to noise transfer to the adjacent classrooms.

- Square footage proportional to the student enrollment
- Mobile or fixed book stacks
- Tackable wall surfaces
- Circulation desk with workstation adjacent to main entry
- Movable LFD monitor
- Flexible furniture
- Electric/data/phone outlets
- Intercom/clock
- Storage room
- Staff restroom
- Carpet
- Acoustic ceiling
- WiFi

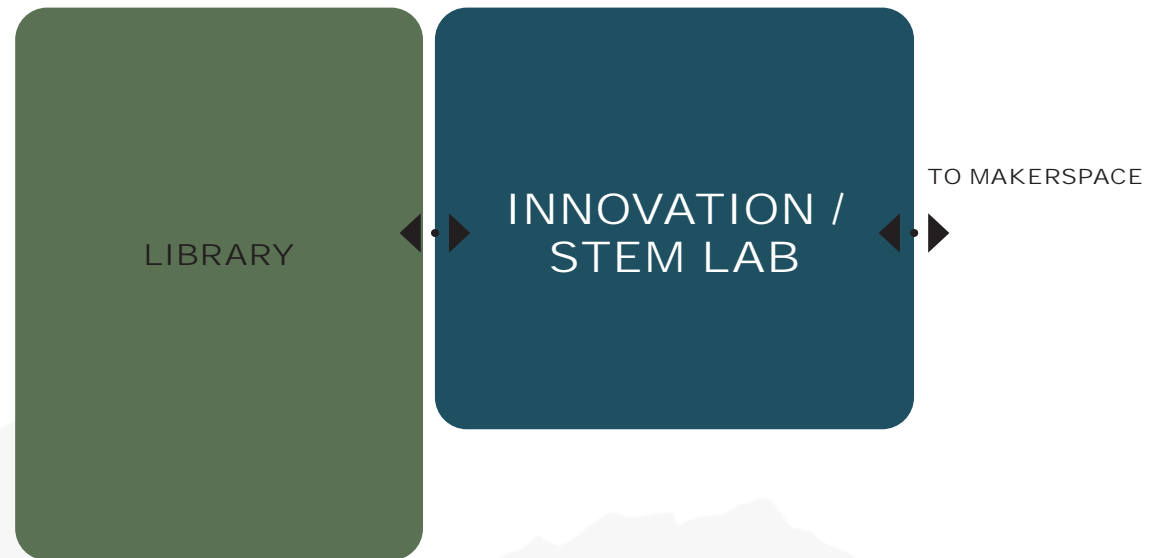


Elementary School Innovation / STEM Lab

DESIGN RECOMMENDATIONS

The Innovation / STEM (science, technology, engineering, and math) Lab is a 21st century learning environment. The STEM lab is accessible from the library. It serves as an area for students to engage in activities like robotics, coding, and computer aided design. The space should be flexible and easily reconfigured to allow for small and large group collaboration.

- Square footage proportional to the student enrollment
- Tackable wall surfaces
- 2 marker boards at front
- 2 marker boards on adjacent walls
- Movable LFD monitor
- Lockable cabinets
- Flexible furniture
- Carpeting
- Movable LFD
- WiFi
- Electric/data/phone outlets
- Intercom/clock
- 3D printer
- Robotics equipment
- Voice amplification
- HuddleCam
- Web camera



Elementary School Makerspace

DESIGN RECOMMENDATIONS

The Makerspace is an area for large group collaborative settings that are set up for tactile learning, through making, building, and various project based activities. A multitude of services can be provided in this facility that support student achievement, teacher collaboration and team teaching, large/small group instruction, independent study, and flexible scheduling. This room should be large enough that an entire class can meet and equipment and supplies can be stored within the space. This space should be close to but separate from the library and easily accessible from classrooms.

- Tackable wall surfaces
- 2 marker boards at front
- 2 marker boards on adjacent walls
- Large tables to accommodate projects
- Movable LFD monitor
- Ample storage for project supplies
- Lockable cabinets
- Counters with sinks at perimeter walls
- Provide concrete flooring or VCT to be easily cleaned
- WiFi
- Electric/data/phone outlets
- Intercom/clock
- Voice amplification
- HuddleCam
- Web camera

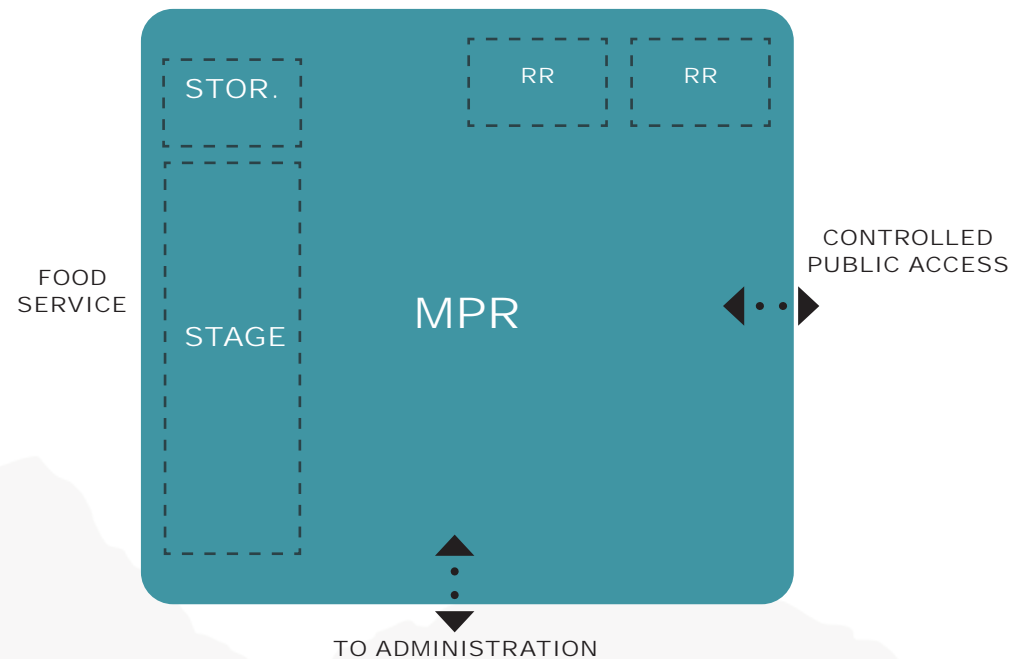


Elementary School Multipurpose Room

DESIGN RECOMMENDATIONS

The multi-purpose room is envisioned to be a multi-functional space for school uses, after school programs, rainy day lunch service, assemblies, and performing arts presentation. The District envisions having a multi-use space that can be subdivided for use by multiple groups and after school functions. The multi-purpose room should be accessible from visitor parking lot and secured from other parts of campus. There should be public restrooms available for parents attending performances and access nearby or in the building for student restroom access.

- Square footage proportionate to the student enrollment
- Room darkening capability for performances and projector use
- Stage with sound and lighting system, curtain, and projection screen
- Wheel chair lift to stage
- Stage storage room
- Movable LFD monitor
- Student Restrooms provided adjacent to Multi-Purpose Room
- Chair and table storage to match room capacity
- Tackable wall panels
- Technology / data ports at MPR and data ports at stage
- Intercom/clock
- Electric/data/phone outlets
- Interactive video projector and speakers
- WiFi

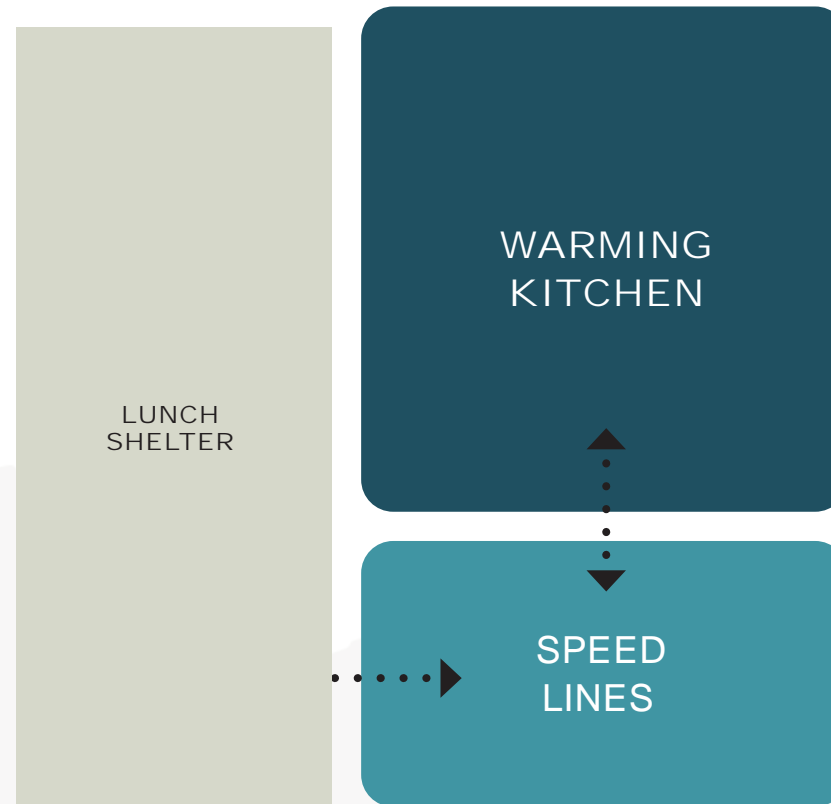


Elementary School Food Service and Lunch Shelter

DESIGN RECOMMENDATIONS

Meals are prepared at the Central Kitchen and delivered to each site for warming. Speed lines are used to facilitate delivery of the meal components to the students in an expeditious manner. Students eat outdoors under a lunch shelter area sufficiently sized to accommodate a minimum of 1/2 to 1/3 of the student population.

- Square footage proportionate to the student enrollment
- Located for delivery trucks to have direct access without conflicting with student areas
- Staff Restroom and locker/changing area
- Refrigeration/heating units to accommodate enrollment
- Speed lines, quantity sufficient to accommodate student enrollment
- Secure storage room
- Resinous flooring
- Stainless steel counters
- 3 compartment sinks
- Ceramic tile or FRP walls to meet Health Dept. requirements
- Data outlets for point of sale terminals
- Office with data/telephone
- Intercom
- Movable LFD monitor
- Prefabricated metal lunch shelter adjacent
- Filtered water bottle filling station
- Adequate number of lunch tables for student enrollment
- Hose bibb(s) for washing down lunch tables and concrete flooring
- Trash cans conveniently located for trash disposal

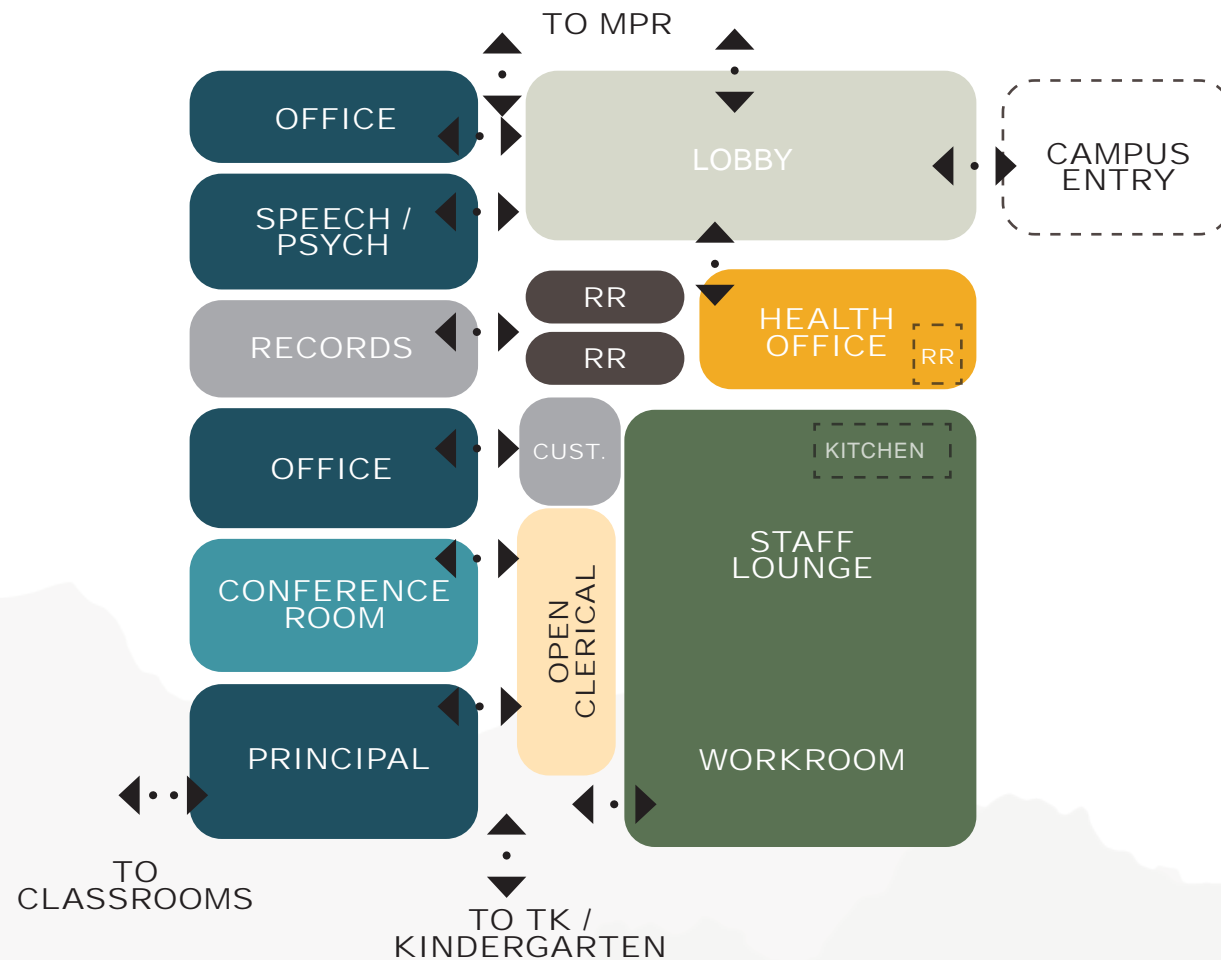


Elementary School Administration

DESIGN RECOMMENDATIONS

The main administration center of the campus should serve as a welcome center and provide a front entry for public, administrative duties, conference, discipline, counseling, health, support services and enrollment, attendance, and records storage.

- Square footage proportionate to the student enrollment
- Signage and flag pole clearly mark the main entrance
- Lobby area with seating
- Public restroom in lobby area
- Counter top heights that provide confidentiality of documents
- Clear lines of sight and ease of visibility from public areas of administration to campus entry and interior campus areas
- Accommodate flow of public interaction at main entrance including queuing and space for parents / visitors to congregate, including outdoor covered spaces.
- Students should have direct, confidential access to pupil personnel area.
- Countertops are age appropriate and accessible both at standing and wheelchair level
- Clerical staff must have clear view of nurse's office
- Space for private conference
- Faculty workroom area to accommodate teaching staff proportionate to student population
- WiFi
- LFD monitor in conference room
- Electric/data/phone outlets
- Health Office with restroom, sink, cot, secure medicine



Elementary School Administration

DESIGN RECOMMENDATIONS

cabinet, refrigerator, window with visibility to front office, desk, technology, telephone

- Itinerant staff conference room
- Storage for confidential student records
- Storage for materials and supplies

Student and Staff Restrooms

- Ratio of water closets to students in compliance with California Plumbing Code
- Located adjacent to or near classroom areas. Accessible and visible from play fields
- Toilets and urinals to be placed at heights appropriate for age group in accordance with ADA
- Sinks
- Hand dryers
- Lockable hose bibb in each restroom
- Utility outlets as required for support services
- Exhaust fan or HVAC (indoor restrooms)

Elementary School Physical Education

DESIGN RECOMMENDATIONS

Physical education significantly contributes to students' well-being; therefore, it is an instructional priority for California schools and an integral part of students' educational experience. High-quality physical education instruction contributes to good health, develops fundamental and advanced motor skills, improves students' self-confidence, and provides opportunities for increased levels of physical fitness that are associated with high academic achievement. The Physical Education Model Content Standards for California Public Schools, Kindergarten Through Grade Twelve affirms the standing of physical education; rigor is essential to achievement, and participation is not the same as education.

- Mastering fundamental movement skills at an early age establishes a foundation that facilitates further motor skill acquisition and gives students increased capacity for a lifetime of successful and enjoyable physical activity experiences. Similarly, the patterns of physical activity acquired during childhood and adolescence are likely to be maintained throughout one's physical, mental, and social benefits.
- Outdoor physical education activities conducted by an elementary school are identified by the following activities:
 1. Rhythms -- Fundamental skills development (games, creative rhythms and dancing).
 2. Games -- Running games, ball games and individual

Elementary School Physical Education

DESIGN RECOMMENDATIONS

- games (hopscotch, foursquare, etc.).
- 3. Stunts and tumbling -- Rolling and balancing.
- 4. Apparatus uses -- Climbing, balancing, swinging, hanging, pushing and pulling.
- Rhythm activities use hard surfaced areas; running and ball games require turfed areas, while apparatus uses are placed over matted or soft surfacing. Those various uses are then defined by the various grade levels: kindergarten, primary (1-3) and secondary (4-5).
- Outdoor basketball courts; quantity proportional to the school enrollment
- Play field(s) to accommodate baseball and soccer; quantity and size proportional to the school enrollment
- Striping in play areas for handball, foursquare and tether ball
- Numbers on asphalt paving for use of PE teaching and roll call.



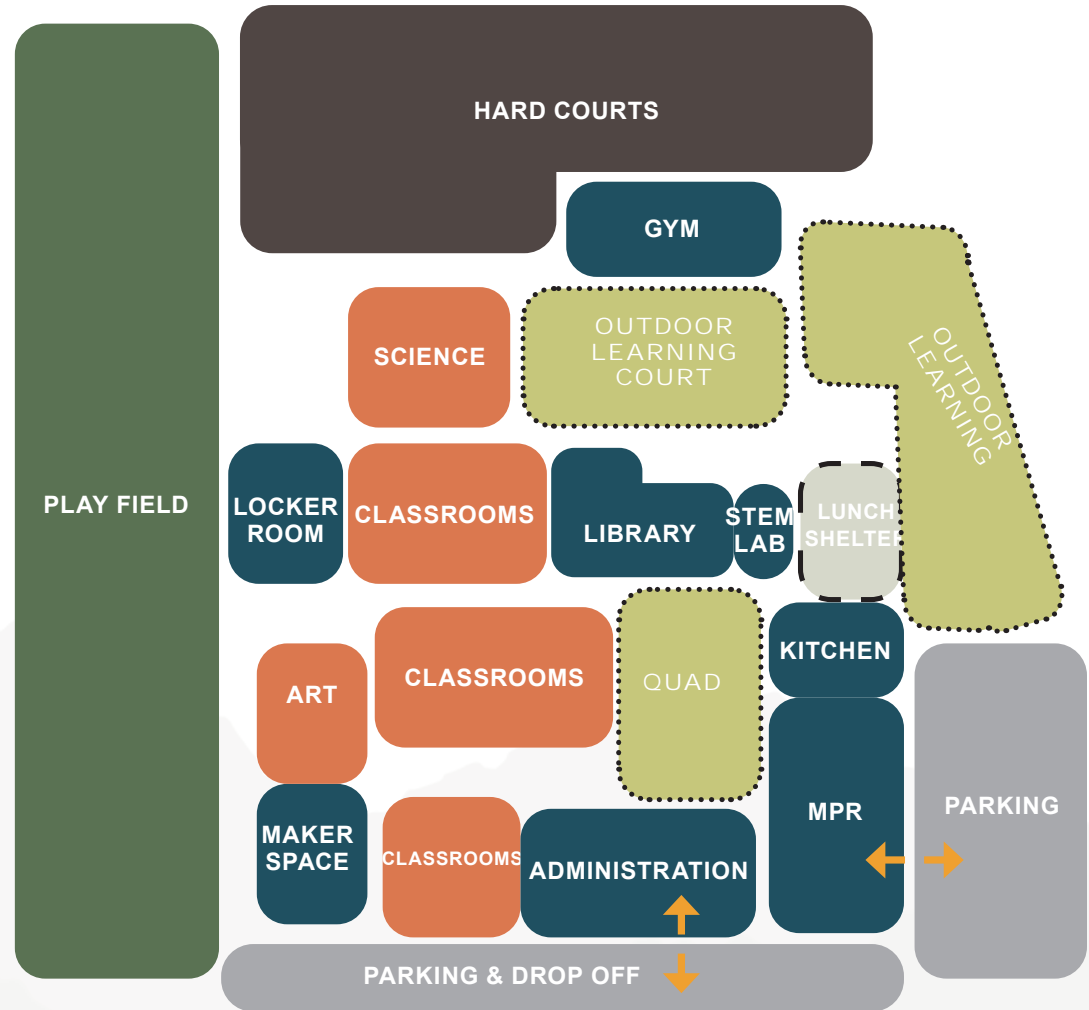
Middle Schools

Educational Specifications

Middle Schools

DESIGN RECOMMENDATIONS

All schools will have classrooms that support the academic core in addition to a variety of flexible learning spaces, fostering collaboration and creating a technology rich environment for students. All classrooms, common areas and staff areas will have wireless coverage. The administration building, library/media center, multi-purpose room, restrooms, food service, play fields and parking will be sized for master plan capacity to ensure adequately sized support facilities.

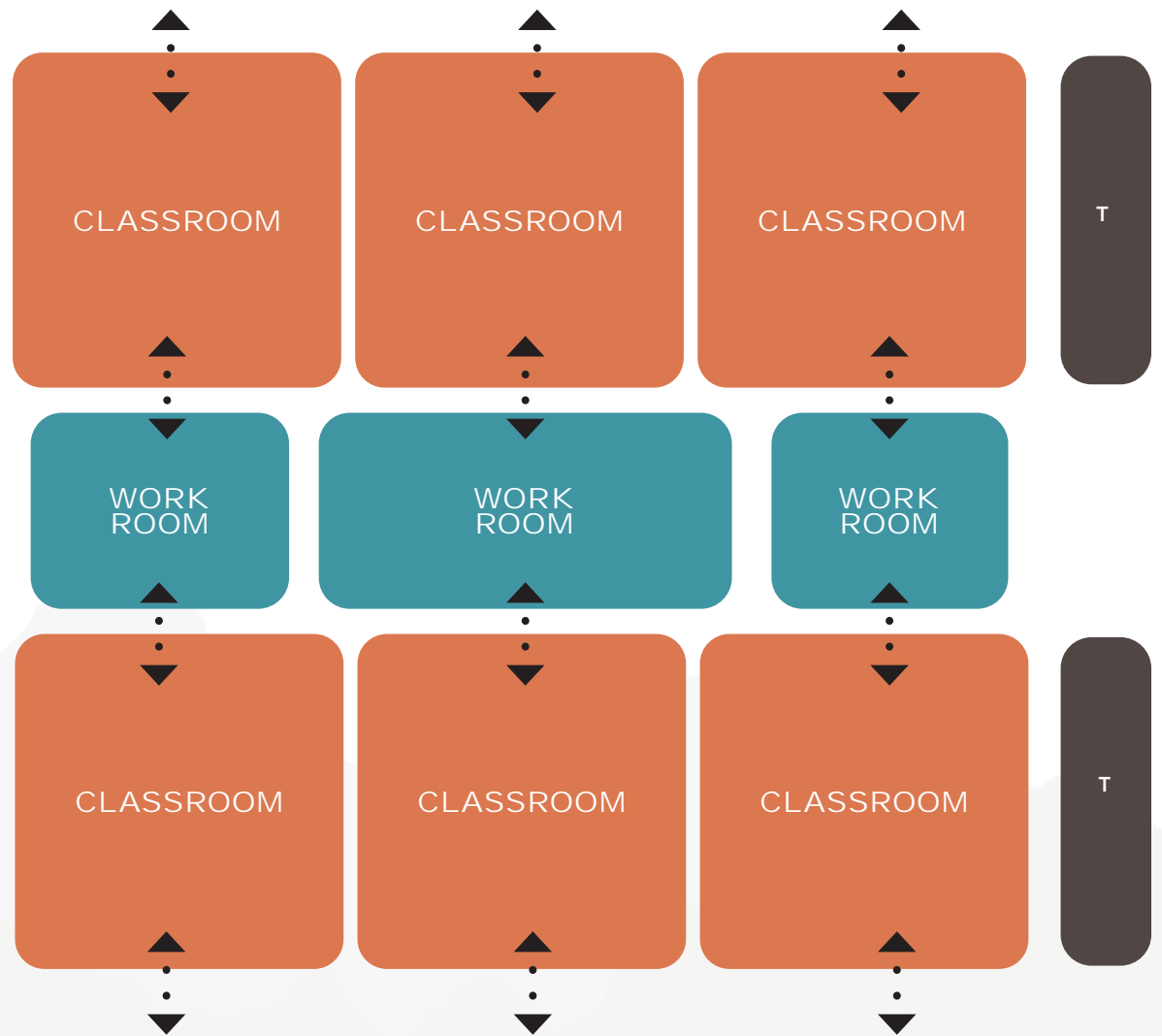


Middle School Classrooms

DESIGN RECOMMENDATIONS

Classrooms will be organized to facilitate an interdisciplinary, learner-centered approach to instruction with full integration of technology. Classrooms will be clustered around a group collaboration area, small group rooms for RSP, or small group collaboration rooms, restrooms, and necessary support facilities.

- 960 square feet minimum
- Tackable wall surfaces
- Marker boards at front
- Movable LFD monitor
- Flexible furniture
- Carpet
- Resilient flooring (wet area)
- Sink with drinking fountain
- Desk height counter
- Built-in casework for storage
- Storage cabinet, 4' tall
- WiFi
- Electric/data/phone outlets
- Intercom/clock
- Solid wood core door with glass insert
- Voice amplification
- HuddleCam
- Web camera

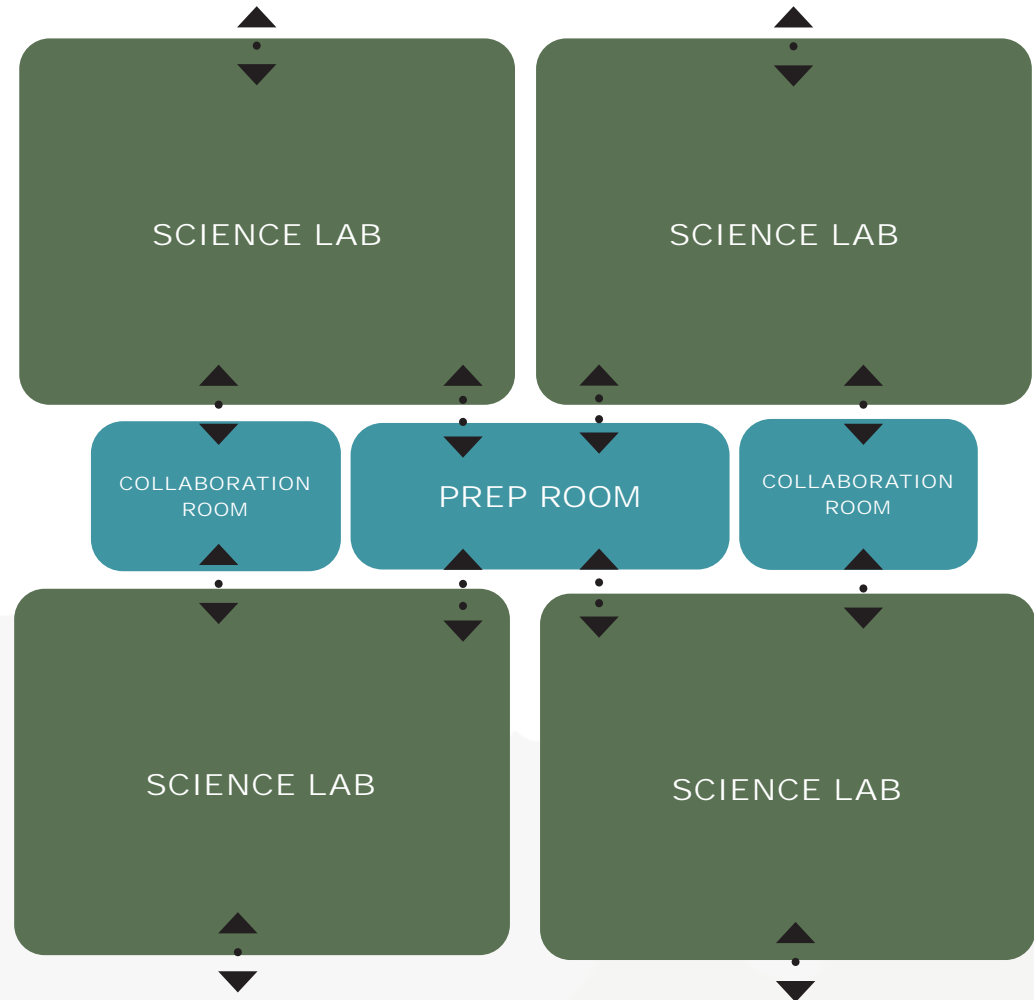


Middle School Science Laboratories

DESIGN RECOMMENDATIONS

Middle school science classrooms should be designed as one cohesive classroom with two distinctive uses- lecture and lab based instruction.

- 1,300 square feet minimum
- Tackable wall surfaces
- Marker boards at front
- Movable LFD monitor
- Flexible furniture
- General and secure storage cabinets
- Lab stools and work surfaces
- Teacher's demonstration table with accessible gas and water
- Provide water and natural gas to each middle school science lab station.
- Ventilation hoods and exhaust fans
- Acid resistant epoxy counter tops
- Goggle storage
- Fume hood
- Acid resistant sinks
- Eye wash, Emergency Shower
- WiFi
- Electric/data/phone outlets
- Intercom/clock
- Prep Room to support Science Labs
- Shelving for equipment
- Acid and fire-proof chemical storage
- Voice amplification
- HuddleCam
- Web camera

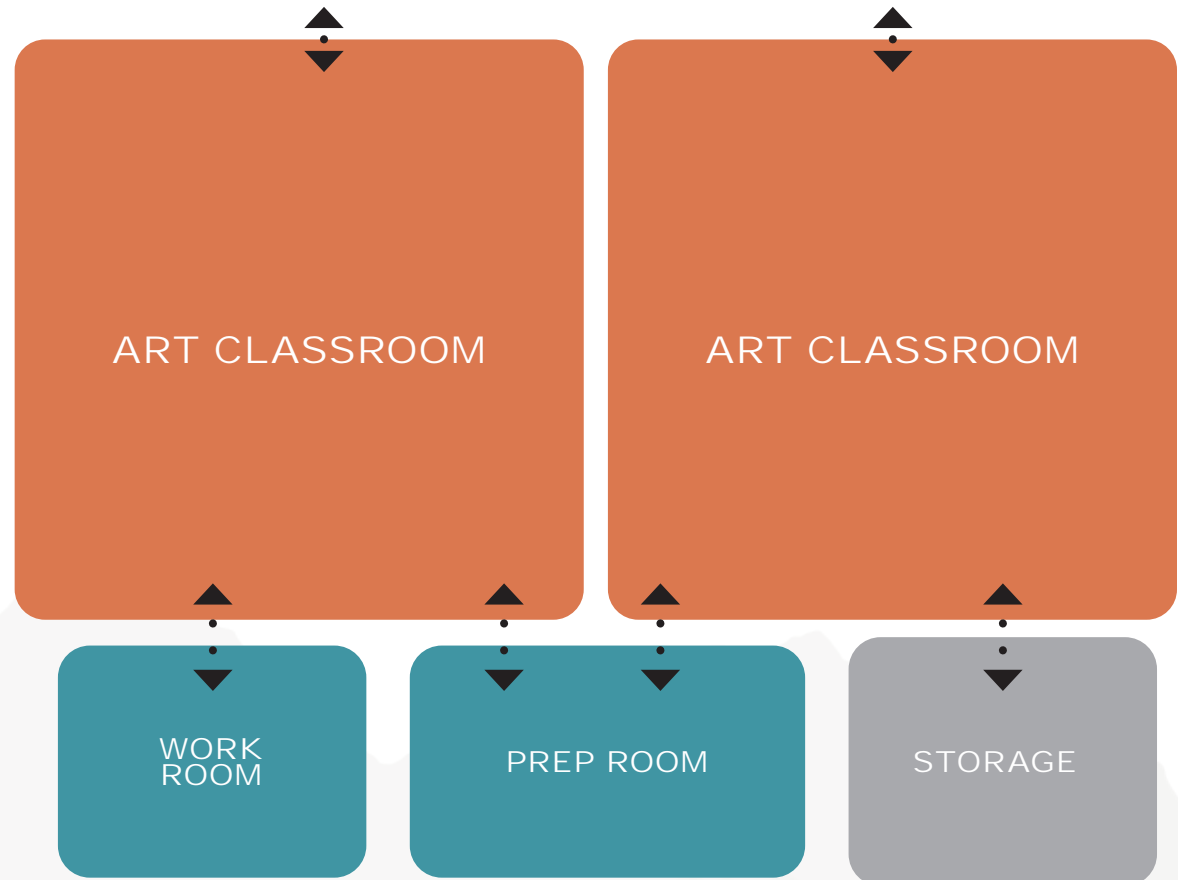


Middle School Art Classrooms

DESIGN RECOMMENDATIONS

Art classroom will provide instructional space for the visual arts program. Rooms should have sufficient size and arrangement to allow for movement around easels and worktables. The location of art classroom should be on the ground floor for easy transportation of heavy supplies and projects. Technology and data connections will be incorporated into the classroom design to complement curriculum.

- Sufficient square footage as needed for instruction
- Tackable wall surfaces
- Marker boards at front
- Two marker boards on adjacent walls
- Movable LFD monitor
- Shelving and bookcases to be provided
- Counters with sinks at perimeter walls
- Provide concrete flooring or VCT to be easily cleaned and maintained and with floor drains with sediment traps
- Provide adequate space for projects to dry
- Storage cabinet, 4' tall
- WiFi
- Electric/data/phone outlets
- Intercom/clock
- Voice amplification
- HuddleCam
- Web camera

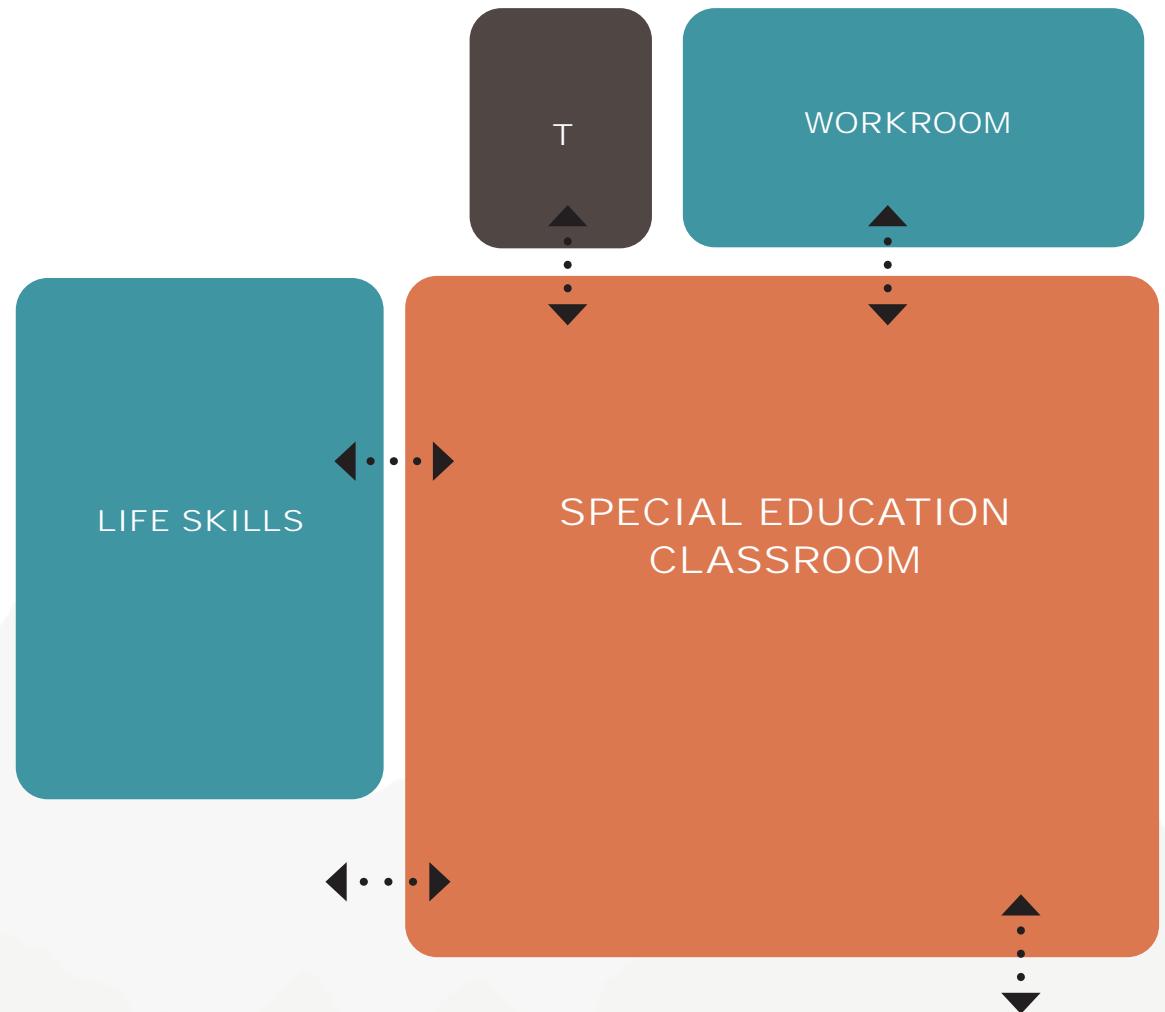


Middle School Special Education Classrooms

DESIGN RECOMMENDATIONS

The District is committed to the philosophy that each child must be provided an appropriate public education in the least restrictive educational environment (most normal educational setting) designed to meet his/her unique needs. Therefore, students with disabilities are educated with children who are not disabled to the maximum extent appropriate. Special education classrooms for students with disabilities occurs only when the nature or severity of the disability of a child is such that education in regular classes with the use of supplementary aids and services cannot be achieved satisfactorily. Special education classrooms will support the academic core curriculum and basic skills with flexibility for both large and small group instruction. Classrooms will be distributed throughout the campus, but may group two classrooms with support facilities such as restrooms with changing tables, adaptive PE, large storage for wheelchairs and other equipment to support the program.

- Technology will be consistent with general education classrooms.
- 1,350 square feet minimum
- Tackable wall surfaces
- Marker boards at front
- Movable LFD display
- Flexible furniture
- Carpet
- Resilient flooring (wet area)
- Sink with drinking fountain
- Desk height counter
- Storage cabinet, 4' tall



Middle School Special Education Classrooms

DESIGN RECOMMENDATIONS

- WiFi
- Electric/data/phone outlets
- Intercom/clock
- Voice amplification
- HuddleCam
- Web camera
- Restroom inside classroom with changing table with shower nozzle, handicap-accessible toilet lift, sink with hot/cold water, storage for extra clothing
- Storage area

Resource Specialist Program (RSP)

- The Resource Specialist Program provides services to students with mild to moderate learning disabilities who spend 50 or less of their time in specialized instruction.
- 240 square feet minimum
- Located in close proximity to classrooms for pull-out program
- Flexible space for small group or individual instruction
- Tackable wall surfaces
- Marker board
- LFD monitor
- Flexible furniture
- Carpet
- Desk height counter
- Built-in casework for storage
- WiFi
- Electric/data/phone outlets
- Intercom/clock

Middle School Special Education Classrooms

DESIGN RECOMMENDATIONS

Speech/Psychologist/Counselor

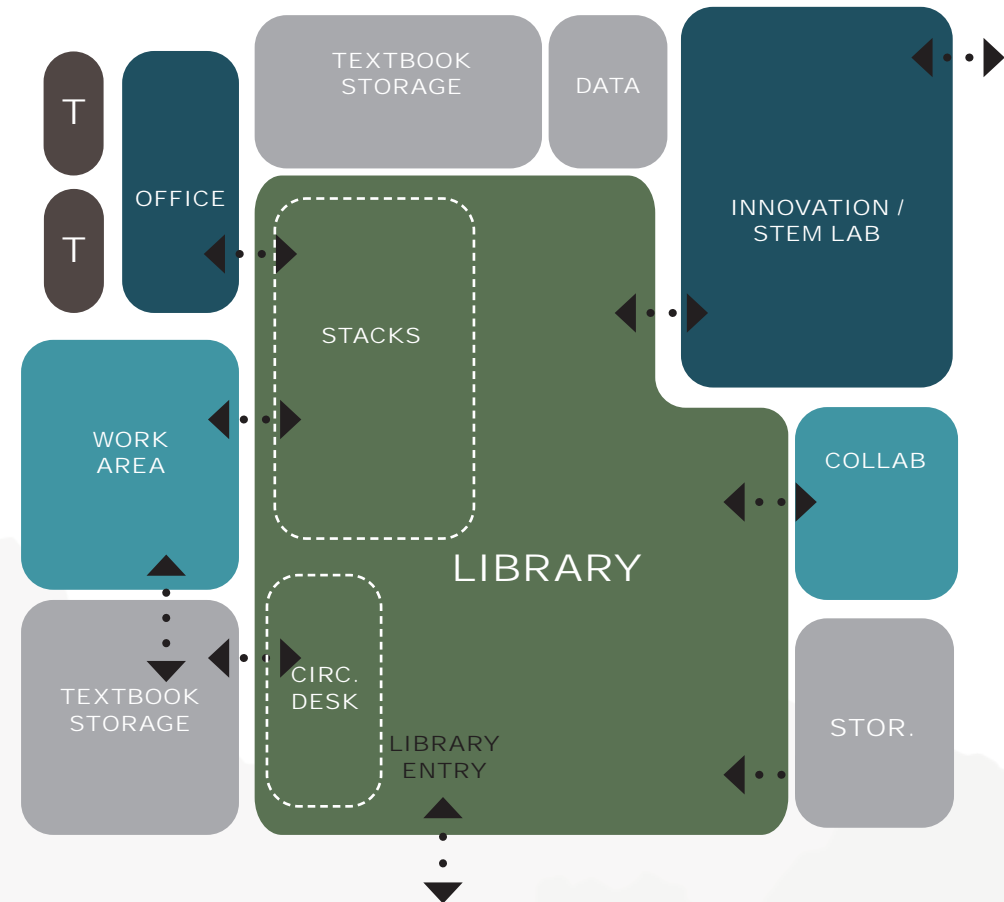
- Itinerant staff typically will share one or more spaces if provided or will use conference rooms if not available
- 240 square feet minimum
- Located in close proximity to classrooms for pull-out program
- Flexible space for small group or individual instruction
- Tackable wall surfaces
- Marker board
- TV monitor
- Carpet
- Desk height counter
- Built-in casework for storage
- WiFi
- Electric/data/phone outlets
- Intercom

Middle School Library

DESIGN RECOMMENDATIONS

The Library should be a highly flexible space for collaboration, multi-modal learning and should provide access to mobile technologies. It should be a welcoming, comfortable, informal, stimulus-rich, well-lit environment that supports multiple concurrent activities; from active small group activities to quiet nook-like spaces where the students can quietly read, research and independently work. Using glass walls for transparency and visibility, there should be a clear “line of sight” to all student areas for supervision. High windows should be placed to allow indirect lighting. Acoustical treatments and finishes should be carefully chosen to allow multiple concurrent activities and sensitivity to noise transfer to the adjacent classrooms.

- Square footage appx. 4000 or proportional to the student enrollment
- Mobile or fixed book stacks
- Tackable wall surfaces
- Circulation desk with work station adjacent to main entry
- LFD monitor
- Security book checkout system
- Flexible furniture
- Workroom with sink
- Carpet
- WiFi
- Electric/data/phone outlets
- Intercom
- Equipment storage
- Staff restroom

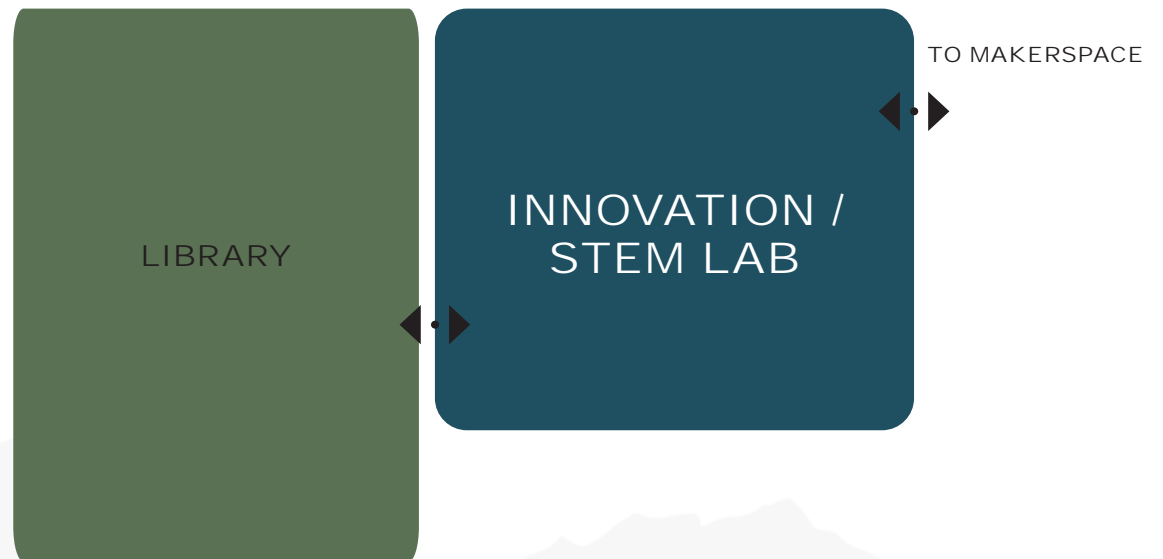


Middle School Innovation / STEM Lab

DESIGN RECOMMENDATIONS

The Innovation / STEM (science, technology, engineering, and math) Lab is a 21st century learning environment. The STEM lab is accessible from the library. It serves as an area for students to engage in activities like robotics, coding, and computer aided design. The space should be flexible and easily reconfigured to allow for small and large group collaboration.

- Square footage proportional to the student enrollment
- Tackable wall surfaces
- 2 marker boards at front
- 2 marker boards on adjacent walls
- Movable LFD monitor
- Lockable cabinets
- Flexible furniture
- Carpeting
- Movable LFD
- WiFi
- Electric/data/phone outlets
- Intercom/clock
- 3D printer
- Robotics equipment
- Voice amplification
- HuddleCam
- Web camera



Middle School Makerspace

DESIGN RECOMMENDATIONS

The Makerspace is an area for large group collaborative settings that are set up for tactile learning, through making, building, and various project based activities. A multitude of services can be provided in this facility that support student achievement, teacher collaboration and team teaching, large/small group instruction, independent study, and flexible scheduling. This room should be large enough that an entire class can meet and equipment and supplies can be stored within the space. This space should be close to but separate from the library and easily accessible from classrooms.

- Tackable wall surfaces
- 2 marker boards at front
- 2 marker boards on adjacent walls
- Large tables to accommodate projects
- Movable LFD monitor
- Ample storage for project supplies
- Lockable cabinets
- Counters with sinks at perimeter walls
- Provide concrete flooring or VCT to be easily cleaned
- WiFi
- Electric/data/phone outlets
- Intercom/clock
- Voice amplification
- HuddleCam
- Web camera

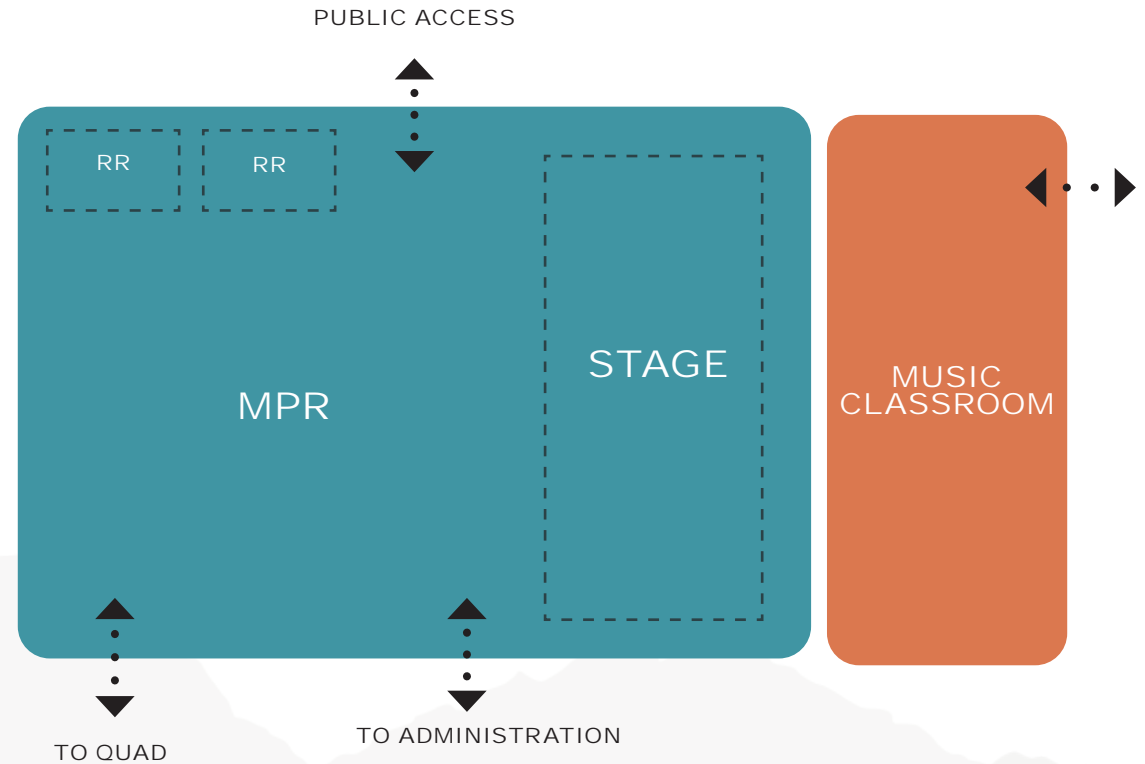


Middle School Multipurpose Room

DESIGN RECOMMENDATIONS

The multi-purpose room is envisioned to be a multi-functional space for school uses, after school programs, rainy day lunch service, assemblies, and performing arts presentation. The District envisions having a multi-use space that can be subdivided for use by multiple groups and after school functions. The multi-purpose room should be accessible from visitor parking lot and secured from other parts of campus. There should be public restrooms available for parents attending performances and access nearby or in the building for student restroom access.

- Square footage proportionate to the student enrollment
- Room darkening capability for performances and projector use
- Stage with sound and lighting system, curtain, and projection screen
- Wheel chair lift to stage
- Adjacent to music classroom
- Student Restrooms provided adjacent to Multi-Purpose Room
- Chair and table storage to match room capacity
- Tackable wall panels
- Technology / data ports at MPR and data ports at stage
- Intercom/clock
- Electric/data/phone outlets
- Interactive video projector and speakers
- LFD monitor
- WiFi



Middle School Music Classrooms

DESIGN RECOMMENDATIONS

Music classrooms will provide instructional space for the musical arts program. Rooms should have sufficient size and height to allow for movement of students and equipment, and shall be designed for acoustical quality. Music classroom should be located within convenient proximity to the multi-purpose room, and should be located away from classrooms and library.

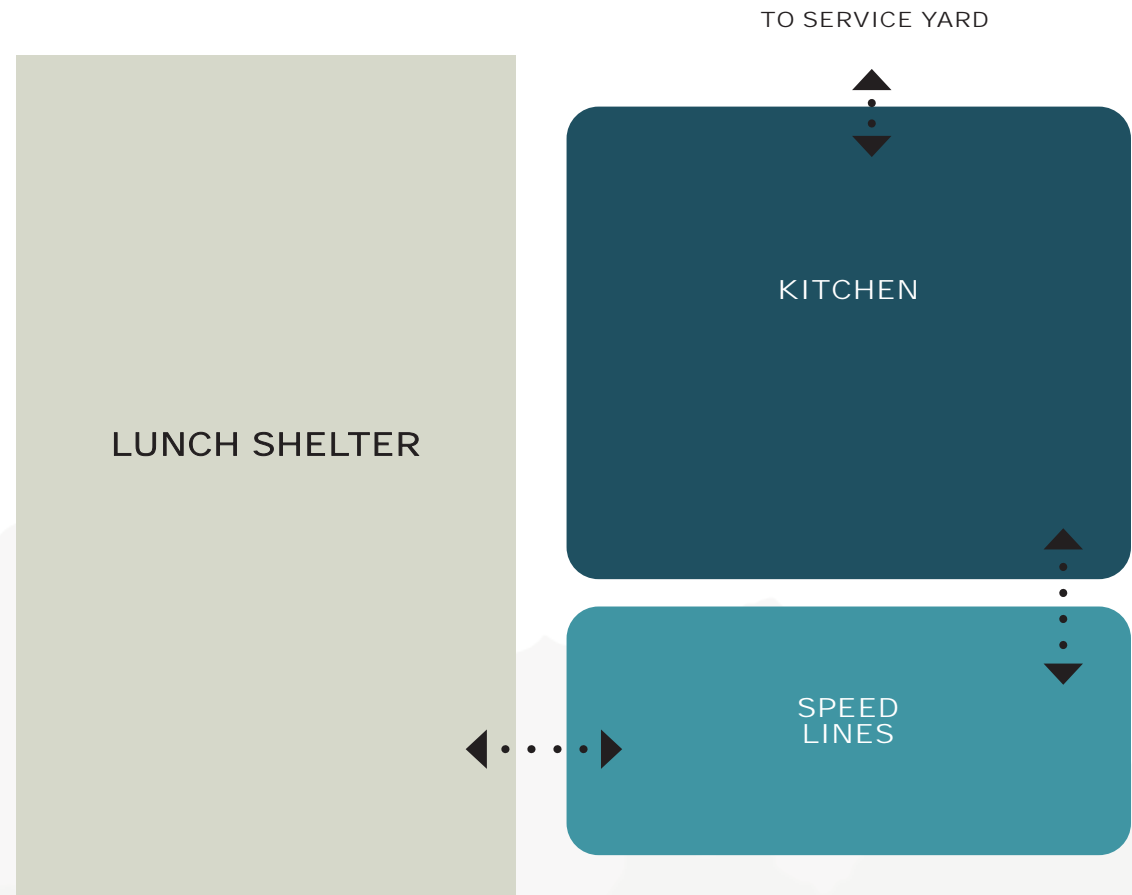
- Sufficient square footage as needed for instruction
- Sufficient and secure storage for instruments, equipment, and instructional material
- Soundproof with acoustic, tackable wall surfaces
- Deep sink provided to clean instruments
- A piano on wheels is used for practice and can be moved to the multi-purpose area for performances
- Two wall-mounted white boards, 1 with staff lines
- 2 Marker boards at front with TV monitor in center
- Movable riser for stage
- Provide adequate space for performance risers, platform and music equipment
- Storage cabinet, 4' tall
- Built-in casework for file storage, 18" deep, letter size
- WiFi
- LFD monitor
- Electric/data/phone outlets
- Intercom/clock

Middle School Food Service

DESIGN RECOMMENDATIONS

Meals are prepared at the Central Kitchen and delivered to each site for warming. Speed lines are used to facilitate delivery of the meal components to the students in an expeditious manner. Students eat outdoors under a lunch shelter area sufficiently sized to accommodate a minimum of 1/2 to 1/3 of the student population.

- Square footage proportionate to the student enrollment
- Located for delivery trucks to have direct access without conflicting with student areas
- Staff Restroom and locker/changing area
- Adequate refrigeration and heating units to accommodate student enrollment
- Speed lines, quantity sufficient to accommodate student enrollment
- Secure storage room
- Resinous flooring
- Stainless steel counters
- 3 compartment sinks
- Ceramic tile or FRP walls to meet Health Dept. requirements
- Data outlets for point of sale terminals
- Office with data/telephone
- LFD monitor
- Intercom
- Prefabricated metal lunch shelter appropriately sized
- Filtered water bottle filling station
- Adequate number of lunch tables for student enrollment
- Hose bibb(s) for washing down lunch tables and concrete flooring
- Trash cans conveniently located for trash disposal

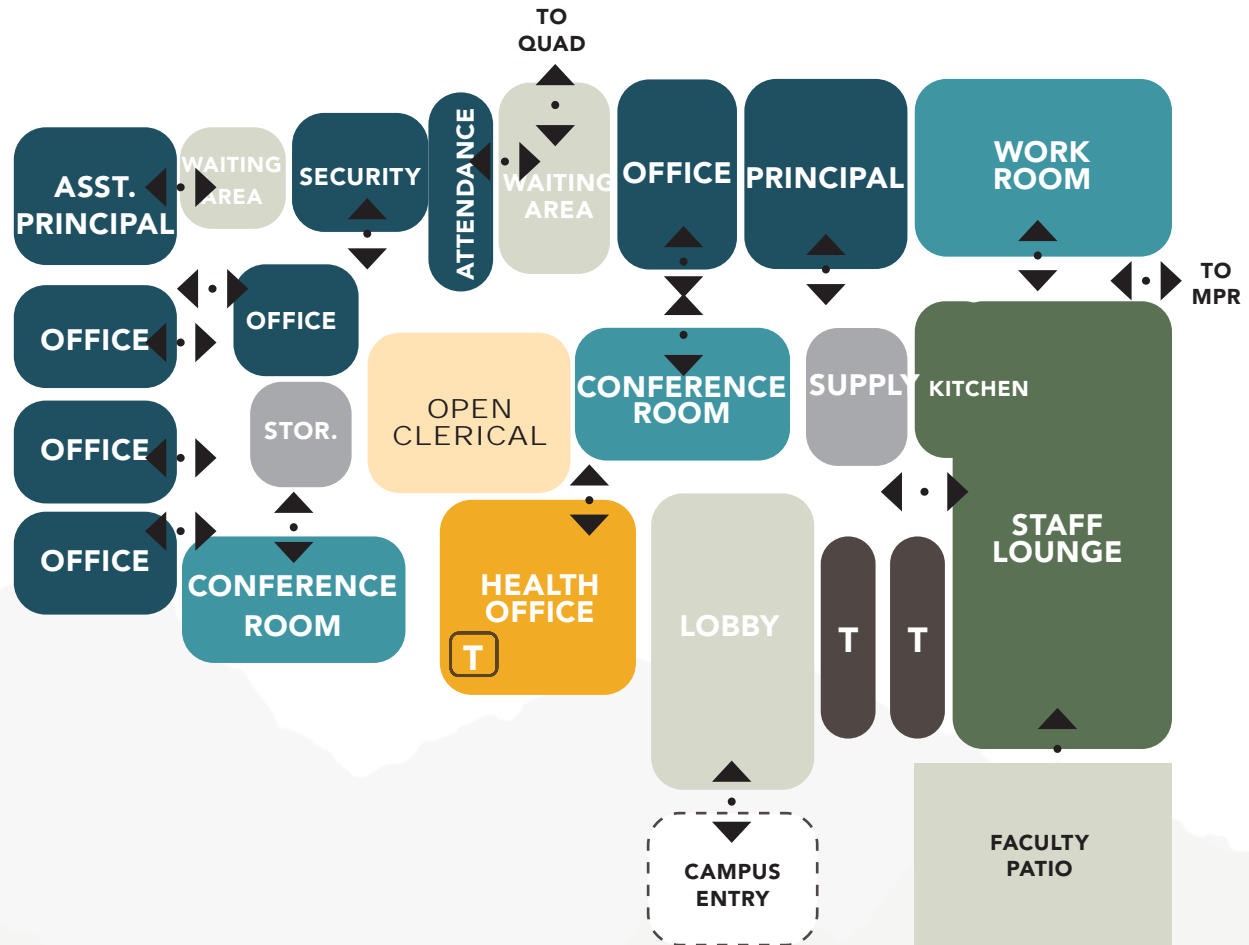


Middle School Administration

DESIGN RECOMMENDATIONS

The main administration center of the campus should serve as a welcome center and provide a front entry for public, administrative duties, conference, discipline, counseling, health, support services and enrollment, attendance, and records storage.

- Square footage proportionate to the student enrollment
- Signage and flag pole clearly mark the main entrance
- Lobby area with seating
- Public restroom in lobby area
- Counter top heights that provide confidentiality of documents
- Clear lines of sight and ease of visibility from public areas of administration to campus entry and interior campus areas
- Accommodate flow of public interaction at main entrance including queuing and space for parents / visitors to congregate, including outdoor covered spaces.
- Students should have direct, confidential access to pupil personnel area.
- Counter tops are age appropriate and accessible both at standing and wheelchair level
- Clerical staff must have clear view of nurse's office
- Space for private conference
- Faculty workroom area to accommodate teaching staff proportionate to student population
- LFD monitor in conference room
- WiFi
- Electric/data/phone outlets
- Health Office with restroom, sink, cot, secure medicine



Middle School Administration

DESIGN RECOMMENDATIONS

cabinet, refrigerator, window with visibility to front office, desk, technology, telephone

- Itinerant staff conference room
- Storage for confidential student records
- Storage for materials and supplies
- Flooring – sealed concrete
- Shelving for custodial supplies
- Floor/mop sink
- Mop rack

Staff Work Room and Lounge

- Staff support areas include a work room with counter space, copiers and other equipment such as a laminator. Staff mail boxes are typically in the work room or close proximity. The staff lounge provides an area for staff to take breaks and eat lunches in a comfortable, stress-free environment.
- Square footage proportionate to the student enrollment
- Staff lounge with dining area and kitchen with sink, microwave, refrigerator
- Work room to have built-in counters with storage above and below, staff mail boxes, copier, and other supplies
- Located near adult restroom
- WiFi
- LFD monitor
- Electric/data/phone outlets
- Intercom/clock

Middle School Administration

DESIGN RECOMMENDATIONS

Student and Staff Restrooms

- Ratio of water closets to students in compliance with California Plumbing Code
- Located adjacent to or near classroom areas. Accessible and visible from play fields
- Toilets and urinals to be placed at heights appropriate for age group in accordance with ADA
- Sinks
- Hand dryers
- Lockable hose bibb in each restroom
- Utility outlets as required for support services
- Exhaust fan or HVAC (indoor restrooms)

Middle School Physical Education

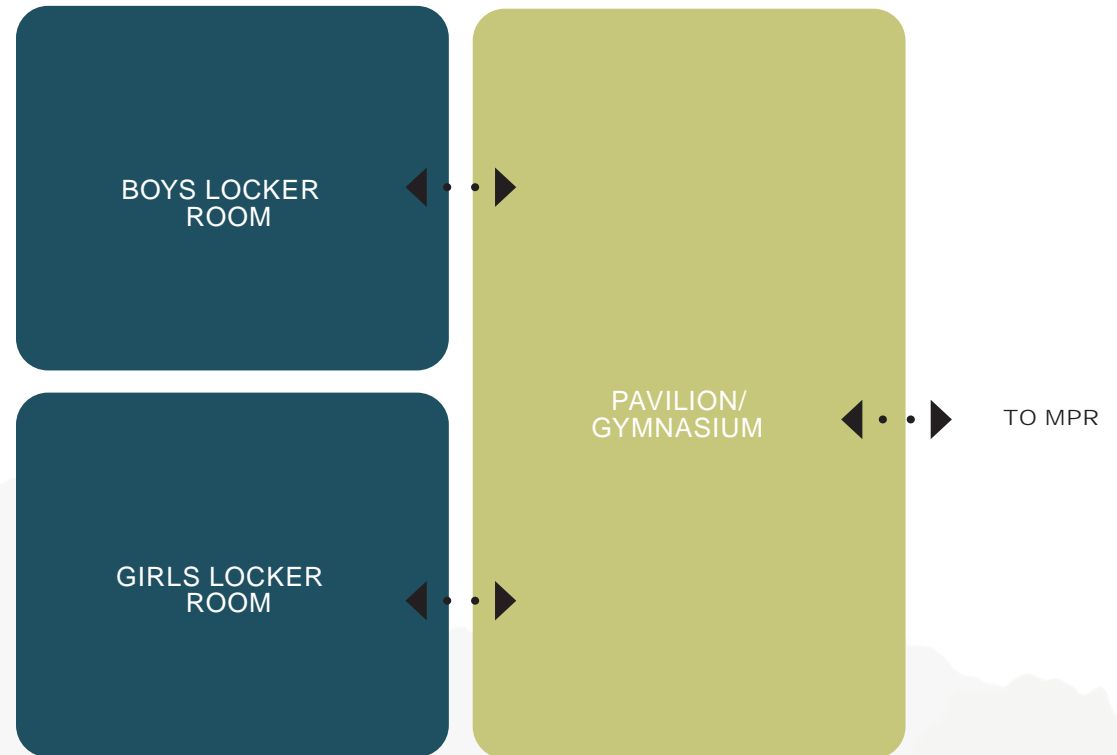
DESIGN RECOMMENDATIONS

Physical education significantly contributes to students' well-being; therefore, it is an instructional priority for California schools and an integral part of students' educational experience. High-quality physical education instruction contributes to good health, develops fundamental and advanced motor skills, improves students' self-confidence, and provides opportunities for increased levels of physical fitness that are associated with high academic achievement. The Physical Education Model Content Standards for California Public Schools, Kindergarten Through Grade Twelve affirms the standing of physical education; rigor is essential to achievement, and participation is not the same as education.

In middle school the content standards emphasize working cooperatively to achieve a common goal, meeting challenges, making decisions, and working as a team to solve problems. Outdoor basketball courts; quantity proportional to the school enrollment. Play field(s) to accommodate baseball and soccer; quantity and size proportional to the school enrollment. LFD monitor in PE classroom.

Locker Rooms

- Square footage proportionate to the student enrollment
- Supports PE Program and serves as a dress-out area
- Near exterior access to fields
- Tackable surface for notices and located near entry
- Lockers - combination large and individual
- Fixed benches for seating (ADA)
- Privacy curtains in dressing/shower area



Middle School Physical Education

DESIGN RECOMMENDATIONS

- Adequate floor drains and non-slip surface
- Hot and cold showers and sinks, toilets
- Surveillance of locker area by coaching staff from their office
- Intercom/clock



High Schools

Educational Specifications

High Schools

DESIGN RECOMMENDATIONS

All schools will have classrooms that support the academic core in addition to a variety of flexible learning spaces, fostering collaboration and creating a technology rich environment for students. All classrooms, common areas and staff areas will have wireless coverage. The administration building, library/media center, multi-purpose room, restrooms, food service, play fields and parking will be sized for master plan capacity to ensure adequately sized support facilities.

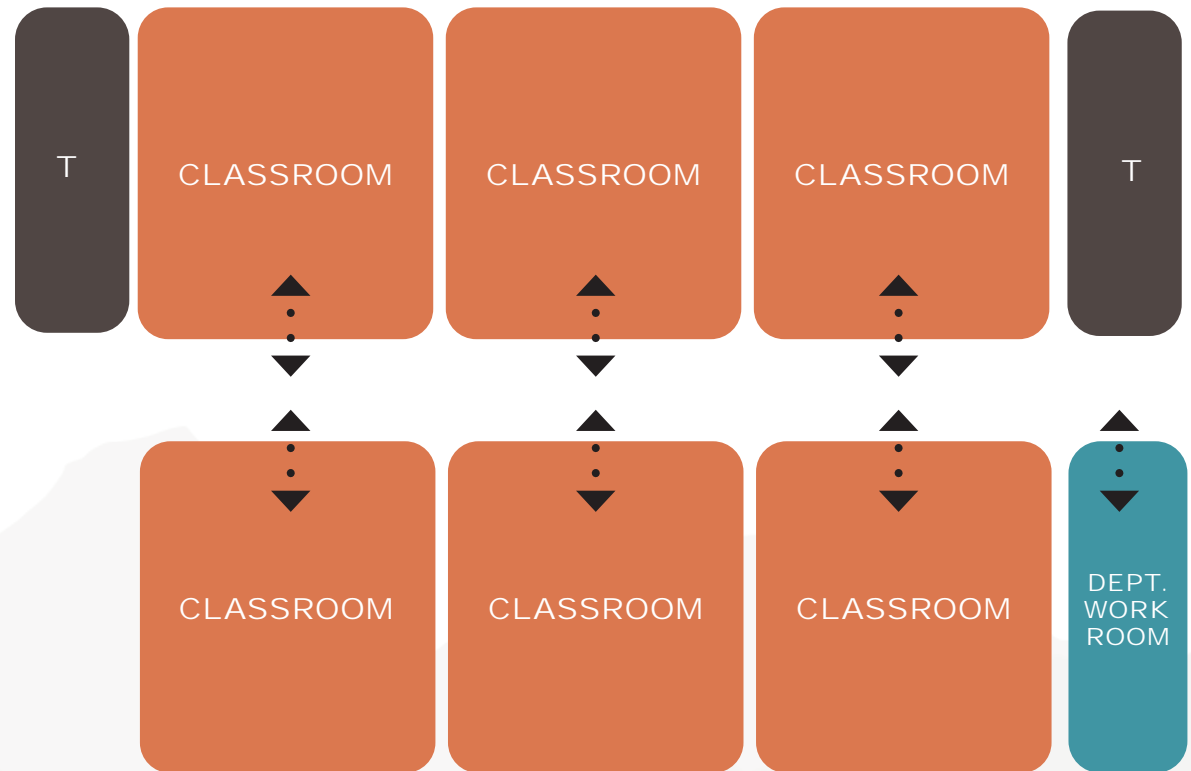


High School Classrooms

DESIGN RECOMMENDATIONS

Classrooms will be organized to facilitate an interdisciplinary, learner-centered approach to instruction with full integration of technology. Classrooms will be clustered around restrooms and necessary support facilities.

- 960 square feet minimum
- Tackable wall surfaces
- 2 marker boards at front
- Mounted LFD monitor
- Flexible furniture
- Carpet
- Resilient flooring (wet area)
- Sink with drinking fountain
- Desk height counter
- Built-in casework for storage
- Storage cabinet, 4' tall
- WiFi
- Electric/data/phone outlets
- Intercom/clock
- Solid wood core door with glass insert
- Voice amplification
- HuddleCam
- Web camera



High School Classrooms

DESIGN RECOMMENDATIONS

Lecture Hall

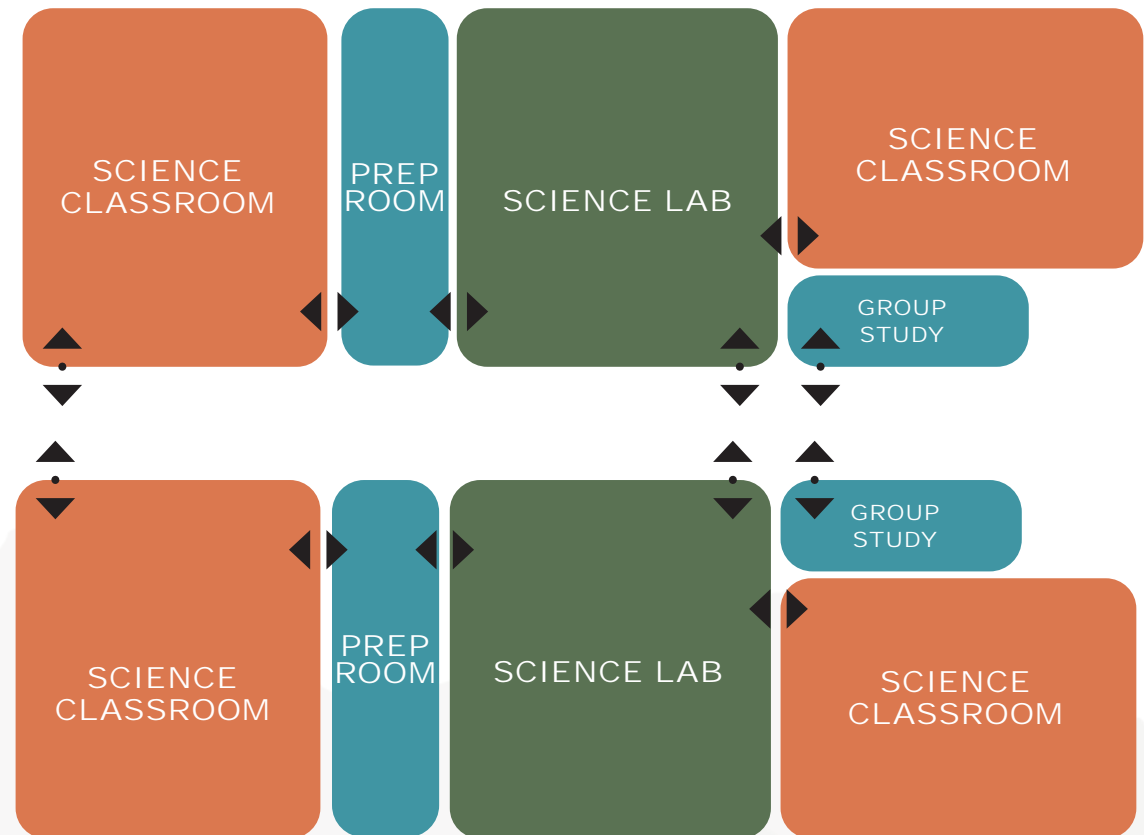
- Fixed seating at tables to accommodate 75 students
- Data/electrical outlets at tables
- Sloped floor with carpet
- 2 or 3 sliding marker boards at front
- Movable LFD monitor
- Lecture podium with integrated technology
- Enhanced sound system

High School Science Laboratories

DESIGN RECOMMENDATIONS

High school science laboratories should provide a setting for more complex hands on projects, including work space for equipment and technology necessary to observe and analyze data.

- 1,300 square feet minimum
- Tackable wall surfaces
- 2 marker boards at front
- LFD monitor
- General and secure storage cabinets
- Lab stools and work surfaces for 33 students
- Teacher's demonstration table with accessible gas and water
- Provide water and natural gas to each lab station
- Ventilation hoods and exhaust fans
- Acid resistant epoxy counter tops
- Goggle storage
- Fume hood
- Acid resistant sinks
- Eye wash, Emergency Shower
- WiFi
- Electric/data/phone outlets
- Voice amplification
- HuddleCam
- Web camera
- Intercom/clock
- Prep Room to support Science Labs
- Prepare science materials and experiments
- Shelving for equipment
- Acid and fire-proof chemical storage

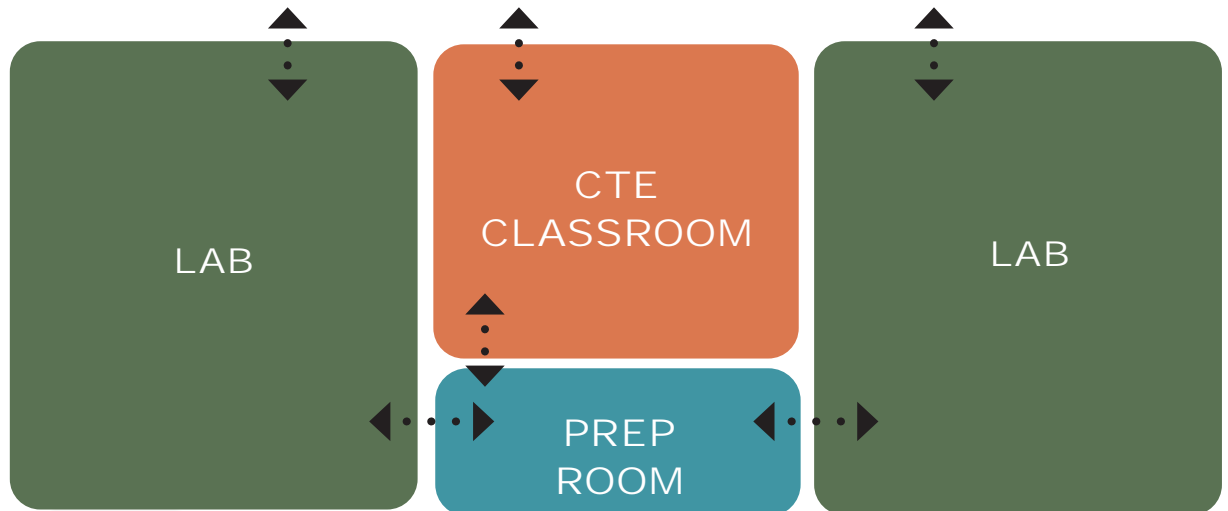


High School Career Technical Education (CTE) Classrooms

DESIGN RECOMMENDATIONS

CTE classrooms support rigorous academic curriculum that integrates academic and career skills, incorporates applied learning in all disciplines, and prepares all pupils for high school graduation and career entry.

- Sufficient square footage as needed for instruction
- Lockable and mobile storage cabinets and shelving
- Proper ventilation for equipment
- Room provides security of the specialized equipment
- Acoustic wall panels as needed
- Acid-resistant counter tops and work surfaces as needed
- Flooring-hard surface and floor drains
- WiFi
- LFD monitor
- Electric/data/phone outlets
- Intercom/clock
- Voice amplification
- HuddleCam
- Web camera

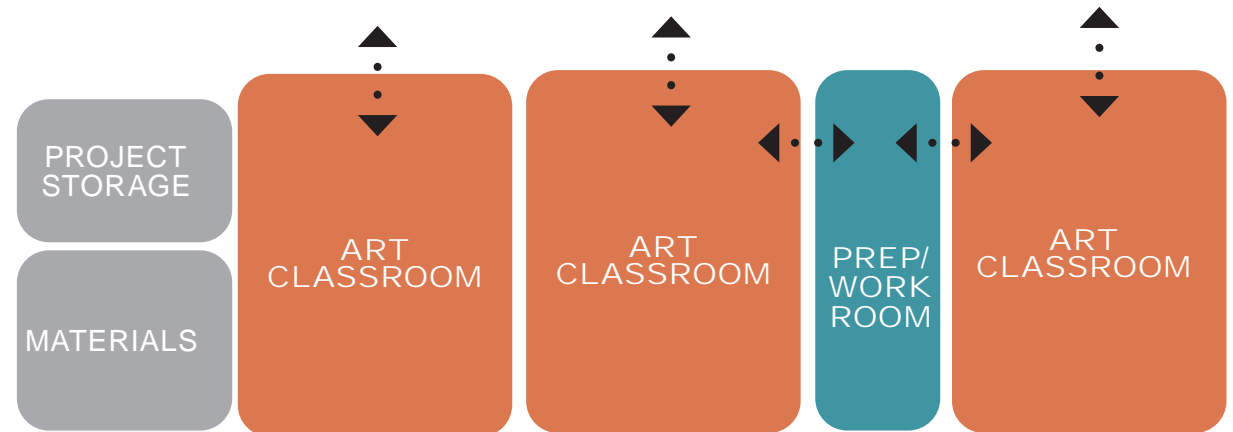


High School Art Classrooms

DESIGN RECOMMENDATIONS

Art classroom will provide instructional space for the visual arts program. Rooms should have sufficient size and arrangement to allow for movement around easels and worktables. The location of art classroom should be on the ground floor for easy transportation of heavy supplies and projects. Technology and data connections will be incorporated into the classroom design to complement curriculum.

- Sufficient square footage as needed for instruction
- Tackable wall surfaces
- 2 marker boards at front
- 2 marker boards on adjacent walls
- Shelving and storage to be provided
- Counters with sinks at perimeter walls
- Provide concrete flooring or VCT to be easily cleaned and maintained and with floor drains with sediment traps
- Provide adequate space for projects to dry
- Storage cabinet, 4' tall
- Built-in casework for file storage, 18" deep, letter size
- WiFi
- LFD monitor
- Electric/data/phone outlets
- Intercom/clock
- Voice amplification
- HuddleCam
- Web camera

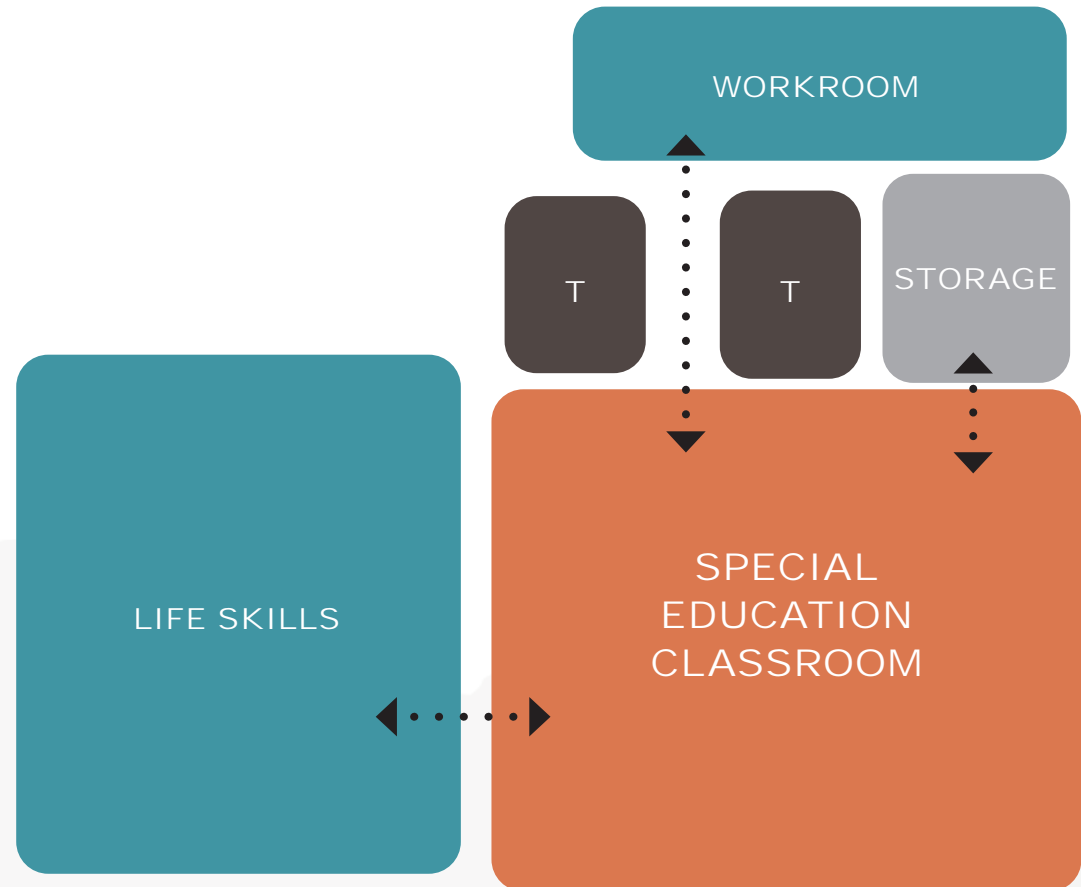


High School Special Education Classrooms

DESIGN RECOMMENDATIONS

The District is committed to the philosophy that each child must be provided an appropriate public education in the least restrictive educational environment (most normal educational setting) designed to meet his/her unique needs. Therefore, students with disabilities are educated with children who are not disabled to the maximum extent appropriate. Special education classrooms for students with disabilities occurs only when the nature or severity of the disability of a child is such that education in regular classes with the use of supplementary aids and services cannot be achieved satisfactorily. Special education classrooms will support the academic core curriculum and basic skills with flexibility for both large and small group instruction. Classrooms will be distributed throughout the campus, but may group two classrooms with support facilities such as restrooms with changing tables, adaptive PE, large storage for wheelchairs and other equipment to support the program.

- 1,350 square feet minimum
- Tackable wall surfaces
- 2 marker boards at front
- Movable LFD monitor
- Flexible furniture
- Carpet
- Resilient flooring (wet area)
- Sink with drinking fountain
- Desk height counter
- Storage cabinet, 4' tall
- WiFi
- Voice amplification



High School Special Education Classrooms

DESIGN RECOMMENDATIONS

- HuddleCam
- Web camera
- Electric/data/phone outlets
- Intercom/clock
- Restroom inside classroom with changing table with shower nozzle, handicap-accessible toilet lift, sink with hot/cold water, storage for extra clothing
- Storage area
- Technology will be consistent with regular education classrooms.

Resource Specialist Program (RSP)

- The Resource Specialist Program provides services to students with mild to moderate learning disabilities who spend 50 or less of their time in specialized instruction.
- 240 square feet minimum
- Located in close proximity to classrooms for pull-out program
- Flexible space for small group or individual instruction
- Tackable wall surfaces
- Marker board
- LFD monitor
- Carpet
- Desk height counter
- Built-in casework for storage
- WiFi
- Electric/data/phone outlets
- Intercom/clock

High School Special Education Classrooms

DESIGN RECOMMENDATIONS

Speech/Psychologist/Counselor

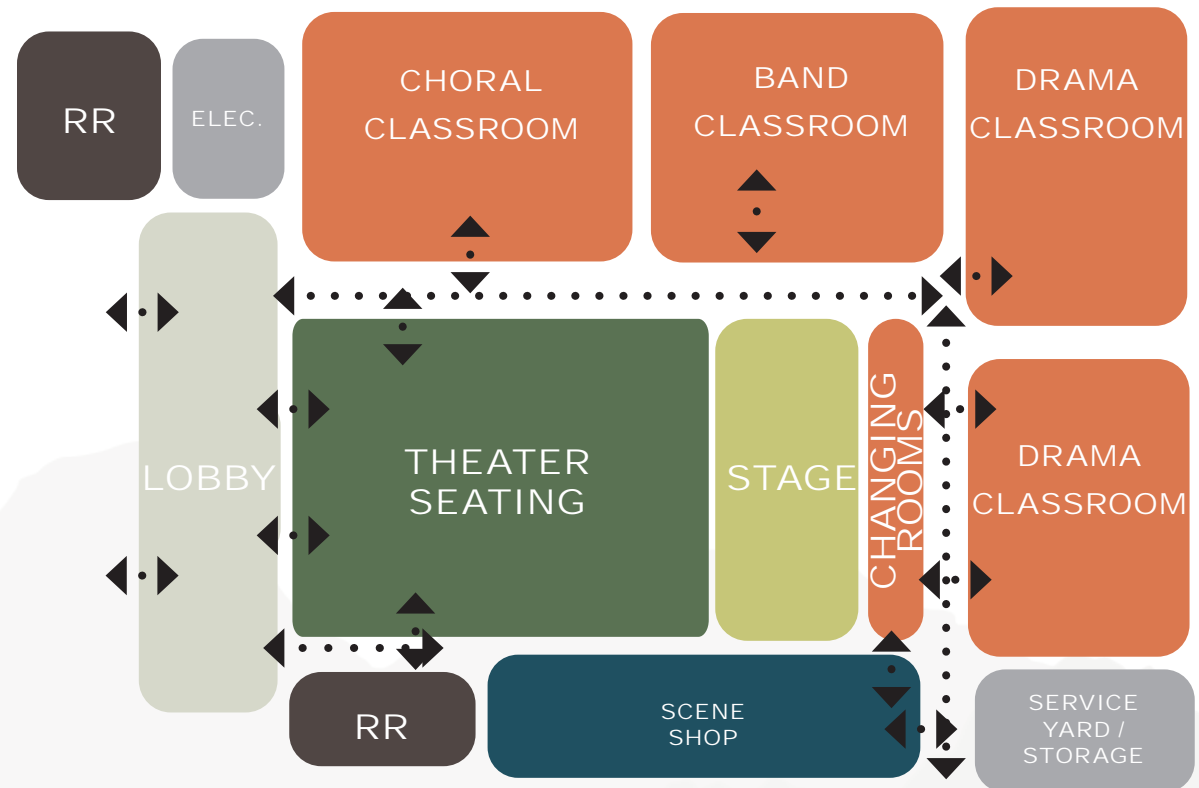
- Itinerant staff typically will share one or more spaces if provided or will use conference rooms if not available
- 240 square feet minimum
- Located in close proximity to classrooms for pull-out program
- Flexible space for small group or individual instruction
- Tackable wall surfaces
- Marker board
- TV monitor
- Carpet
- Desk height counter
- Built-in casework for storage
- WiFi
- Electric/data/phone outlets
- Intercom

High School Performing Arts Center

DESIGN RECOMMENDATIONS

The Performing Arts Centers are envisioned to host a variety of District events. They are to be a multi-functional space for student performances including concerts, plays, and musicals. The space can also host community forums, presentations, and other performances. The theater should be surrounded by music, band, and drama classrooms.

- Banked switching allows for adjustable lighting levels
- Audio enhancement system to be provided
- Sound system with portable or wireless microphones
- Double doors with access to the outside; no windows
- Equipment rack in adjacent control closet
- Control closet with light and sound control box
- Sloped floor, fixed seats
- First several rows of seats are removable to create orchestra space
- Control booth with wireless headset communication to stage
- Plug-ins for lighting and sound boards
- Slide glass window to Theater from Control Booth
- LCD projector and mounted screen
- Good sight lines to all areas of the room for supervision
- Stage with multiple electrical outlets, curtain, pit cover, back drop screen, wood flooring, pulleys for backdrop scenery
- Acoustic sound panels
- Scene Shop for preparation of props and scenery for use on stage
- Sink with hot and cold water
- Secure double doors and/or roll up door for deliveries



High School Performing Arts Center

DESIGN RECOMMENDATIONS

- 2' deep racks for tools and props
- Flammable materials storage
- Work benches, adjustable height stools, racks for storing backdrops
- Sealed concrete floor
- Ventilation
- Paint rack area at one wall and adjacent to stage
- Changing Room with sink vanity, floor drains, hot and cold running water
- LFD in lobby

Music Classroom

- Music classrooms will provide instructional space for the musical arts program. Rooms should have sufficient size and height to allow for movement of students and equipment, and shall be designed for acoustical quality. Music classroom should be located within convenient proximity to the performing arts center, and should be located away from classroom and library.
- Sufficient square footage as needed for instruction
- Sufficient and secure storage for instruments, equipment and instructional material
- Soundproof with acoustic, tackable wall surfaces
- Deep sink provided to clean instruments
- A piano on wheels is used for practice and can be moved to the multi-purpose area for performances
- Two wall-mounted white boards, 1 with staff lines
- Marker boards at front
- Movable LFD monitor
- Movable riser for stage

High School Performing Arts Center

DESIGN RECOMMENDATIONS

- Provide adequate space for performance risers, platform and music equipment
- Practice rooms for 1-3 students with music chairs and stands, electrical and data ports
- Storage cabinet, 4' tall
- WiFi
- Electric/data/phone outlets
- Intercom/clock

Drama Classroom

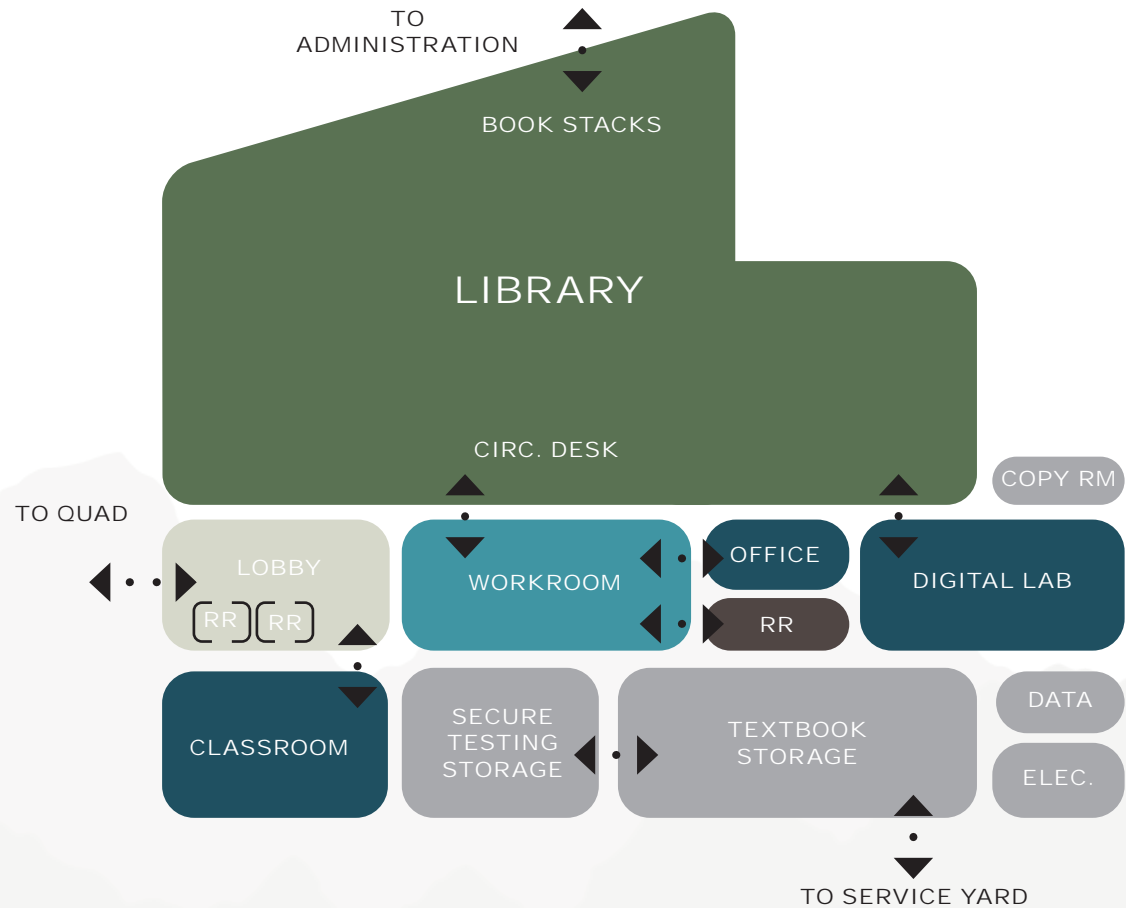
- Tackable wall panels
- Marker Boards
- General and secure storage cabinets
- Flooring- Wood or resilient athletic flooring
- Integrated audio/visual system to be provided
- Movable riser in classroom
- Lighting/control booth

High School Library

DESIGN RECOMMENDATIONS

The Library should be a highly flexible space for collaboration, multi-modal learning and should provide access to mobile technologies. It should be a welcoming, comfortable, informal, stimulus-rich, well-lit environment that supports multiple concurrent activities; from active small group activities to quiet nook-like spaces where the students can quietly read, research and independently work. Using glass walls for transparency and visibility, there should be a clear “line of sight” to all student areas for supervision. High windows should be placed to allow indirect lighting. Acoustical treatments and finishes should be carefully chosen to allow multiple concurrent activities and sensitivity to noise transfer to the adjacent classrooms.

- Square footage proportional to the student enrollment
- Fixed or mobile book stacks
- Tackable wall surfaces
- Circulation desk with work station adjacent to main entry
- Security book checkout system
- Textbook storage, Spacesaver system
- Flexible furniture
- Workroom with sink
- Carpet
- WiFi
- LFD monitor
- Electric/data/phone outlets
- Intercom/clock
- Equipment storage
- Staff restroom

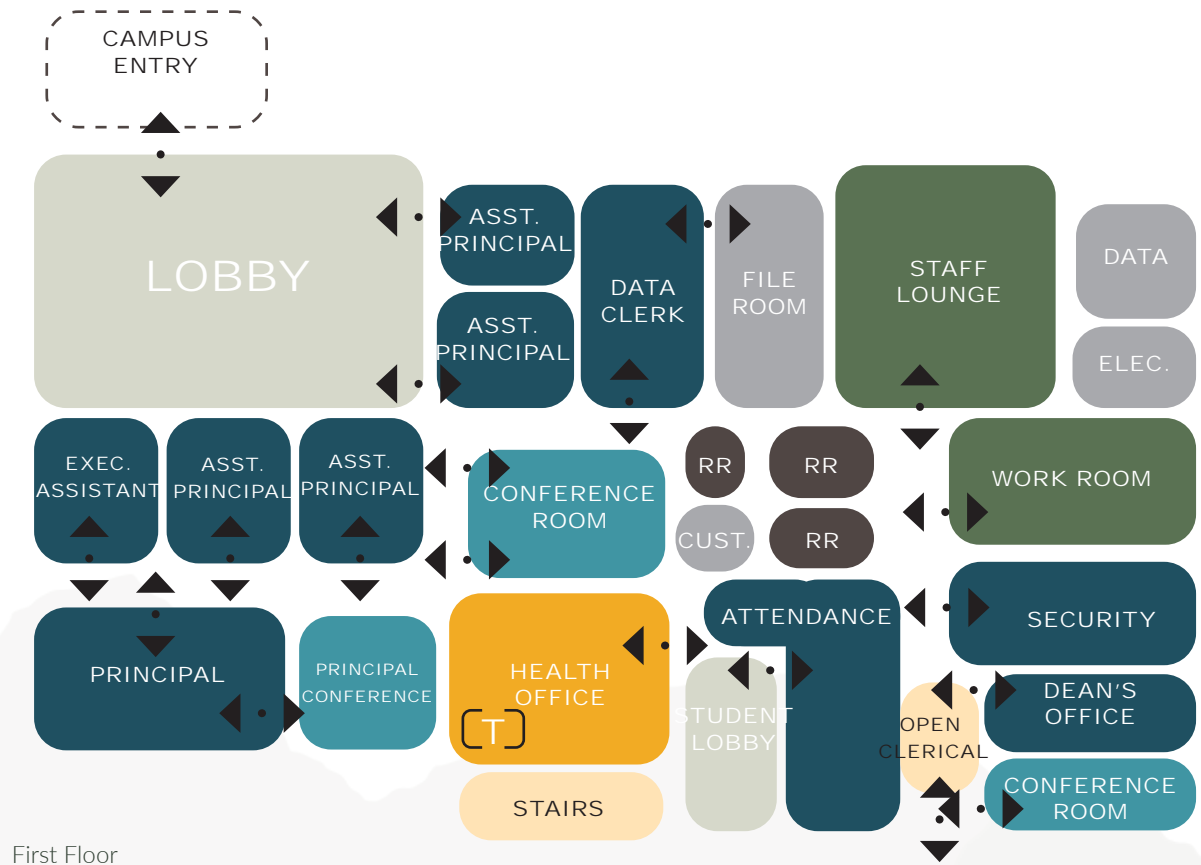


High School Administration

DESIGN RECOMMENDATIONS

The main administration center of the campus should serve as a welcome center and provide a front entry for public, administrative duties, conference, discipline, counseling, health, support services and enrollment, attendance, and records storage.

- Counselor Areas- conduct counseling activities with students and parents; staff desk and chairs for guest; bookshelves, lockable drawers for files
- Attendance Area with direct access to Secretary and Counseling area. Accessible to student area.
- Operable window with counters. Attendance clerk desk with 2-3 guest chairs, staff chair and desk, file storage
- Square footage proportionate to the student enrollment
- Signage and flag pole clearly mark the main entrance
- Lobby area with seating
- Public restroom in lobby area
- Counter top heights that provide confidentiality of documents
- Conference room with TV monitor
- WiFi
- LFD monitor
- Electric/data/phone outlets
- Health Office with restroom, sink, cot, secure medicine cabinet, refrigerator, window with visibility to front office, desk, technology, telephone
- Security staff office with desk, technology, telephone, storage
- Itinerant staff conference room
- Storage for confidential student records



First Floor

High School Administration

DESIGN RECOMMENDATIONS

- Storage for materials and supplies

Custodial

- Flooring – sealed concrete
- Shelving for custodial supplies
- Floor/mop sink
- Mop rack

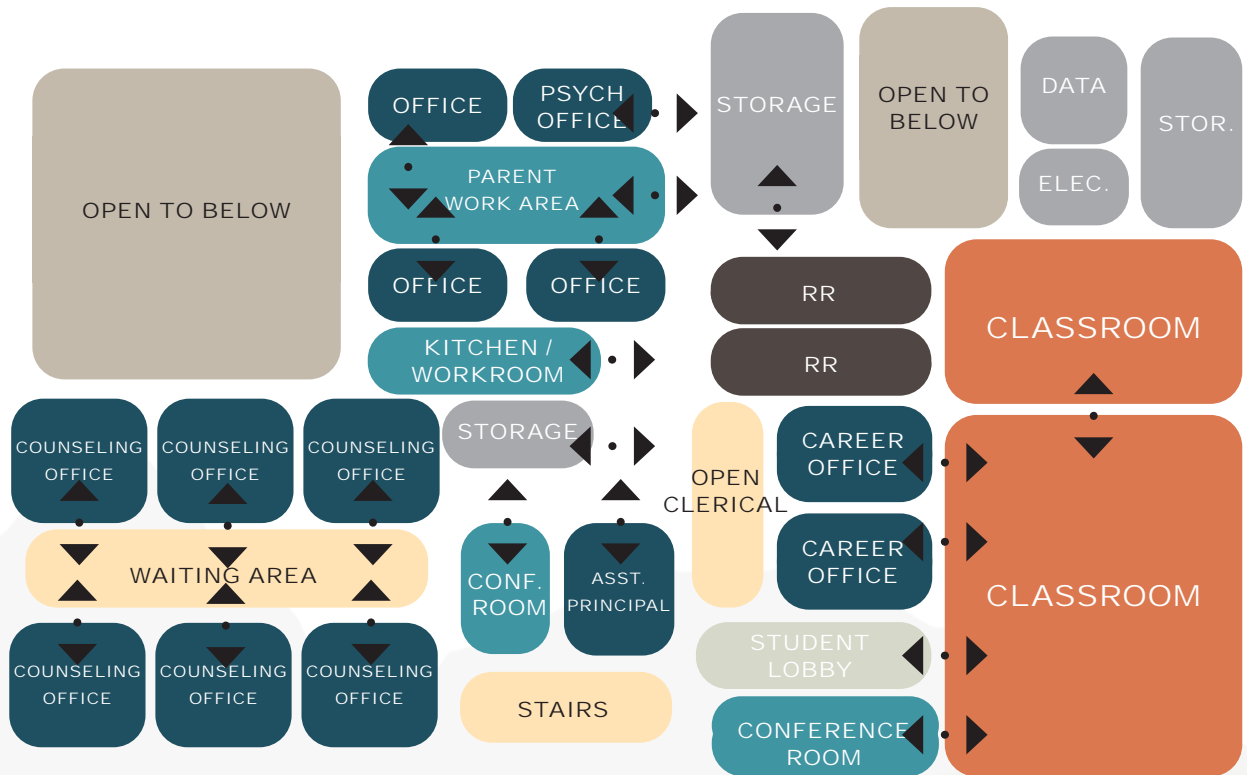
Staff Work Room and Lounge

Staff support areas include a work room with counter space, copiers and other equipment such as a laminator. Staff mail boxes are typically in the work room or close proximity. The staff lounge provides an area for staff to take breaks and eat lunches in a comfortable, stress-free environment.

- Square footage proportionate to the student enrollment
- Staff lounge with dining area and kitchen with sink, microwave, refrigerator
- Work room to have built-in counters with storage above and below, staff mail boxes, copier, and other supplies
- LFD monitor
- Located near adult restroom
- WiFi
- Electric/data/phone outlets
- Intercom/clock

Career Center

- Serves up to 40 Students
- Students can access information regarding career and college options
- Students can do individual research, access materials,



Second Floor

High School Administration

DESIGN RECOMMENDATIONS

- and meet business and college representatives
- Direct access from counseling area
- Marker boards at front
- Movable LFD monitor
- Career Materials display shelving and cabinets, magazine and pamphlet racks, file cabinets
- Computer stations for research / Printer station
- WiFi
- Electric/data/phone outlets
- Intercom/clock
- Meeting tables
- Soft seating

Student and Staff Restrooms

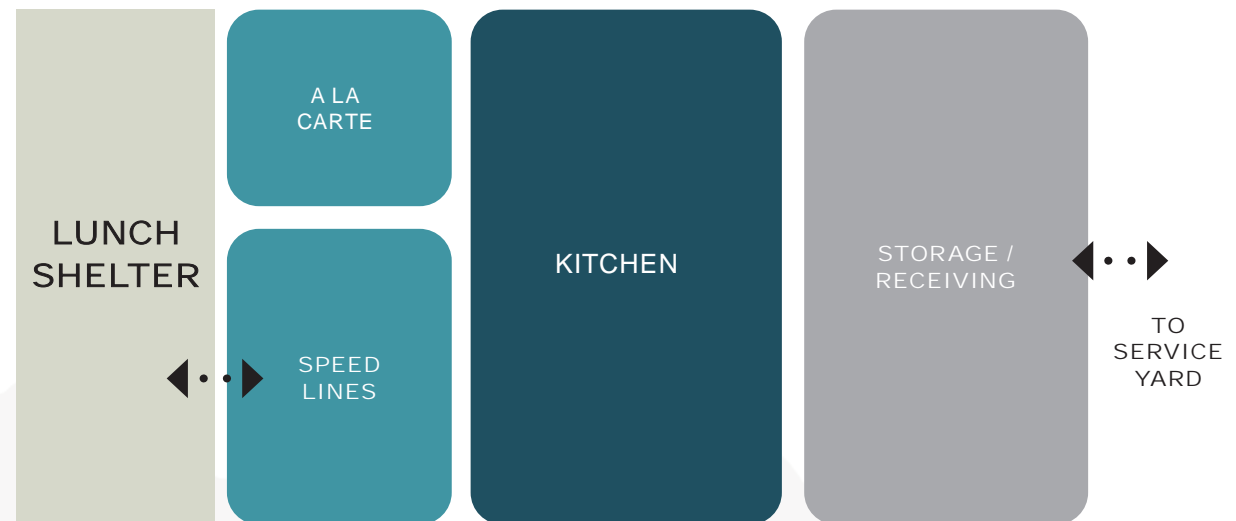
- Ratio of water closets to students in compliance with California Plumbing Code
- Located adjacent to or near classroom areas. Accessible and visible from play fields
- Toilets and urinals to be placed at heights appropriate for age group in accordance with ADA
- Sinks
- Hand dryers
- Lockable hose bibb in each restroom
- Utility outlets as required for support services
- Exhaust fan or HVAC (indoor restrooms)

High School Food Service

DESIGN RECOMMENDATIONS

Food service areas will provide the necessary space for the District's nutritional program that will nourish the students and promote healthy bodies and minds. Food service provides breakfast and lunch to all students wishing to participate in the school lunch program. Meals are prepared at the high schools in addition to the vendor supplied items such as pizza, sandwiches, and burritos. Speed lines are used to facilitate delivery of the meal components to the students in an expeditious manner. Students eat outdoors under a lunch shelter area sufficiently sized to accommodate a minimum of $\frac{1}{2}$ to $\frac{1}{3}$ of the student population. A drinking fountain must be in close proximity to the food service area.

- Square footage proportionate to the student enrollment
- Located for delivery trucks to have direct access without conflicting with student areas
- Staff Restroom and locker/changing area
- Adequate refrigeration and heating units to accommodate student enrollment
- Speed lines, quantity sufficient to accommodate student enrollment
- Secure storage room
- Resinous flooring
- Stainless steel counters
- 3 compartment sinks
- Ceramic tile or FRP walls to meet Health Dept. requirements
- Data outlets for point of sale terminals
- Office with data/telephone
- Intercom



High School Food Service

DESIGN RECOMMENDATIONS

Lunch Shelter

- Prefabricated metal lunch shelter appropriately sized for student enrollment
- Adjacent to Food Service serving area
- Drinking fountain at lunch shelter or near food service area
- Filtered water bottle filling station
- Adequate number of lunch tables for student enrollment
- Hose bibb(s) for washing down lunch tables and concrete flooring
- Trash cans conveniently located for trash disposal

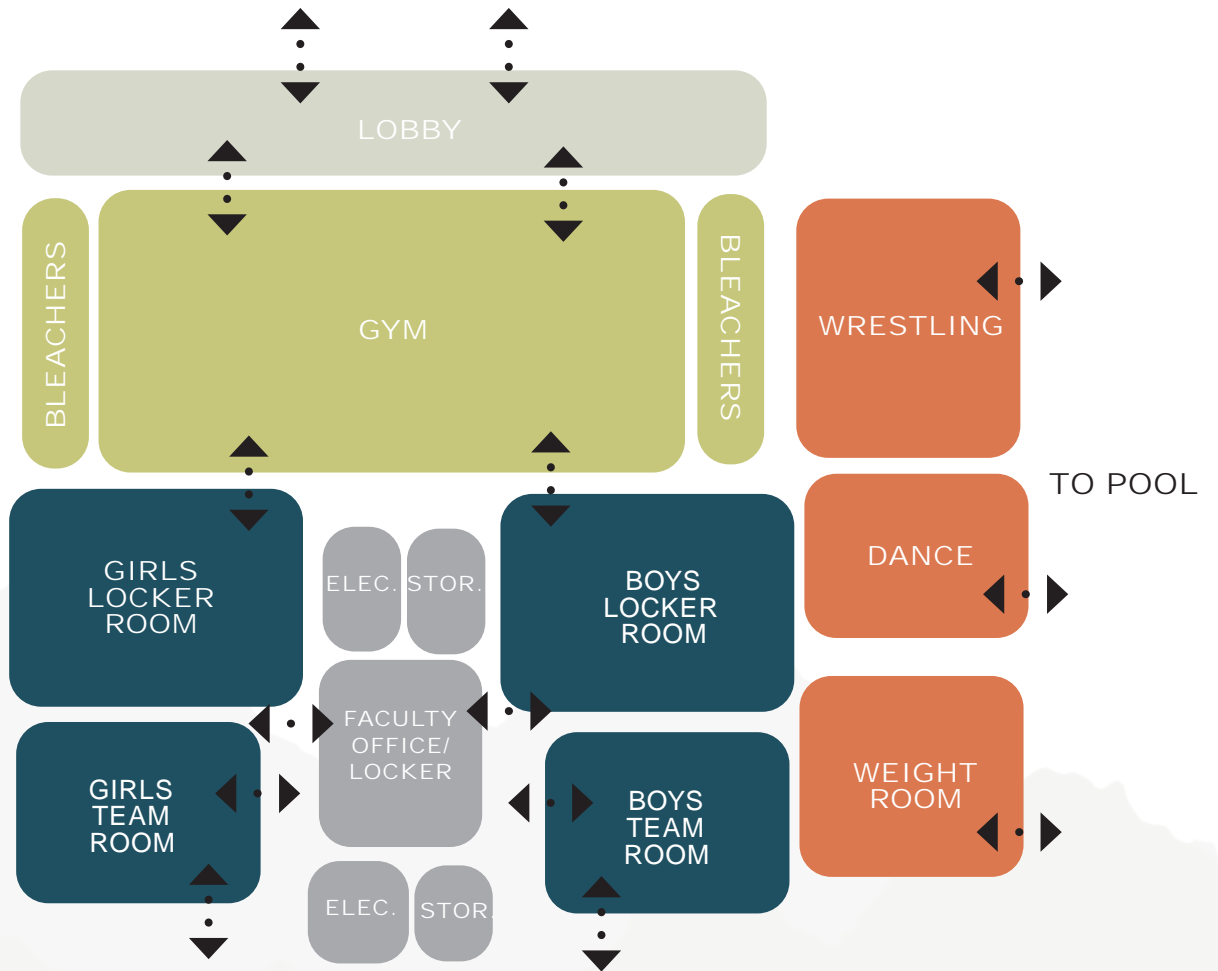
High School Physical Education

DESIGN RECOMMENDATIONS

Physical education significantly contributes to students' well-being; therefore, it is an instructional priority for California schools and an integral part of students' educational experience. High-quality physical education instruction contributes to good health, develops fundamental and advanced motor skills, improves students' self-confidence, and provides opportunities for increased levels of physical fitness that are associated with high academic achievement. The Physical Education Model Content Standards for California Public Schools, Kindergarten Through Grade Twelve affirms the standing of physical education; rigor is essential to achievement, and participation is not the same as education.

For high school youths the three overarching content standards are as follows:

- Standard 1: Students demonstrate knowledge of and competency in motor skills, movement patterns, and strategies needed to perform a variety of physical activities.
- Standard 2: Students achieve a level of physical fitness for health and performance while demonstrating knowledge of fitness concepts, principles, and strategies.
- Standard 3: Students demonstrate knowledge of psychological and sociological concepts, principles, and strategies that apply to the learning and performance of physical activity.
- Outdoor basketball courts; quantity proportional to the school enrollment



High School Physical Education

DESIGN RECOMMENDATIONS

- Play field(s) to accommodate baseball and soccer; quantity and size proportional to the school enrollment

Gymnasium

- Square footage proportionate to the student enrollment
- Multi-use physical instruction area utilized for basketball, volleyball and other indoor PE activities
- Located at front of campus adjacent to parking for use after hours by the community
- Acoustic separation from core areas
- Non-glare, natural light desired
- Recessed drinking fountains located in corridor directly outside the gym
- Outside hose bibb
- Telescoping bleachers sized per student occupancy
- Roll-up dividers
- Scoreboard for each court
- Wall padding
- General mat storage; wall mounted storage areas and equipment storage areas
- Sound system wall mounted; Scoreboard wall mounted, Microphone and sound amplification system
- Standard clock, Intercom; cage to prevent breakage
- Flooring surface-appropriate for sports
- Open ceiling
- Adjoining PE storage space
- Intercom/clock

High School Physical Education

DESIGN RECOMMENDATIONS

Locker Rooms

- Square footage proportionate to the student enrollment
- Supports PE Program and serves as a dress-out area
- Near exterior access to fields
- Tackable surface for notices and located near entry
- Lockers - combination large and individual
- Fixed benches for seating (ADA)
- Adequate number of showers proportionate to the student enrollment
- Privacy curtains in dressing/shower area
- Adequate floor drains and non-slide surface
- Hot and cold showers and sinks, toilets
- Surveillance of locker area by coaching staff from their office
- Intercom/clock

Dance / Aerobic Room

- Tackable surface for notices and located near entry of classroom
- General mat storage may be wall mounted
- Shelves and storage area adjacent to space for equipment including exercise balls, jump ropes etc.
- Intercom/clock
- Sound amplification system
- Ballet barre and mirrors. Two long parallel walls
- Flooring appropriate for dance/aerobics
- Acoustical ceiling

High School Physical Education

DESIGN RECOMMENDATIONS

Fitness / Weight Room

- Multi-use individual workout room
- Utilized for stationary weight training
- Tackable surface for notices and located near entry of classroom
- Free weights, sit up benches, floor mats, circuit equipment
- Lockable unit with upper and lower cabinets
- Cubbies or lockers for personal use
- Sound amplification system
- Mirrors
- Flooring surface appropriate for training equipment, impact flooring; rubber/elastic surface
- Acoustical ceiling
- Allow proper circulation area around equipment for safety

Wrestling Room

- Mat storage
- Flooring surface appropriate for training equipment, impact flooring; rubber/elastic surface
- Acoustical ceiling
- Padded walls and floors
- Drinking fountain
- Mop sink



4. Needs Assessment and Master Planning

Needs Assessment and Master Planning

Site walks were completed to conduct facilities condition assessments for every school site and facility within the District. The existing conditions of the sites were documented and evaluated to determine which items should be replaced or updated. Master plan recommendations beyond general maintenance and modernization were identified after conducting the facilities condition assessments, participating in visioning exercises with District leadership, conducting one-on-one school principal interviews, and receiving over 1,200 community survey responses.

RENOVATING FACILITIES AS THEY AGE

Even though the District has maintained its schools, the aging infrastructure will continue to need upgrades and in some cases replacement. Roofing, pipes, heating units, electrical wiring, fire alarms, and other life safety systems need to be replaced. Schools need to be made more energy efficient with the replacement of windows, doors and new energy efficient lighting. Bathrooms need to be renovated. Finishes of floors and walls need to be updated and replaced to modern standards.

The District continues to identify needs at each of the sites for utility, infrastructure, technology, building systems and maintenance needs that address the needs of the facilities to support the educational program. This is an on-going process that does not end; as materials wear out, new technologies are introduced and educational needs change. The needs assessment from each site addresses the identified items which should be replaced or updated in order to meet the District Standards and to protect and prolong the life of its assets.

Deferred Maintenance


Also included in this assessment are long term deferred maintenance costs. For example, the life expectancy for HVAC systems are 15 years. So, even if a school was built in 2008 or 2009 it would be ready for replacement of these systems in 2023 or 2024. Examples of deferred maintenance included in the long range facilities master plan are shown below.



HVAC



Fire Alarm



Lighting



Intercoms &
Phones



Safety & Security

SCOPES OF WORK

Nine additional areas of focus beyond general modernization and deferred maintenance were identified on the District sites through various stakeholder feedback. These areas of focus were turned into scopes of work and incorporated into the Long Range Facilities Master Plan. These scopes of work are: Universal Transitional Kindergarten, Gymnasiums at Middle Schools, Masterspaces, Innovation/STEM Labs, Shade Structures, Collaboration Spaces, Special Education Integration, Food Service Expansion and Optimization, and Portables and Capacity.

Universal transitional Kindergarten



Universal Transitional Kindergarten expands transitional kindergarten (TK) to all four-year-olds by school year 2025-26. TK and kindergarten students require facilities that differ in size and requirements from general education classrooms. These requirements are listed in the Title 5 of the California Code of Regulations. Identifying locations to place compliant facilities for these newly eligible students is an important component of the Long Range Facilities Master Plan. After completing the enrollment projections detailed in the Capacity Analysis, the deficiency between appropriate classrooms on school sites that are available to house TK and kindergarten students and the amount of classrooms needed to house TK and kindergarten students

by 2025-26 were compared. Recommendations for converting or constructing new TK/kindergarten facilities were detailed in the master plans for the elementary schools that required extra facilities. As the District is declining in enrollment, most master plan recommendations for TK classrooms are to convert existing spaces into TK facilities by either reconfiguring three general education classrooms into two TK classrooms or expand a general education classroom into the adjacent hallway to gain the square footage necessary for TK.

Gymnasiums at Middle Schools



The middle schools within the District do not have gymnasiums. They each have a multipurpose room that students can use for sports and exercise. Some middle schools have pavilions that have roofs and netting for sports and some have neither. A scope of work throughout the middle schools is to add dedicated gymnasiums at each of the sites. Master plan recommendations for schools that have pavilions are to convert the existing pavilions into gymnasiums. Schools without pavilions would require new construction of gymnasiums at those sites.

Makerspaces



As the District is declining in enrollment, classroom spaces become available to re-purpose. These spaces can be re-purposed into large group collaborative settings that are set up for tactile learning, through making, building, and creativity. To create an area large enough, the master plan recommendations are to convert two classrooms, when possible due to excess capacity, into a makerspace. This room is large enough that an entire class can meet and equipment and supplies can be stored within the space.

Innovation / STEM Labs



Most District sites include now obsolete computer labs due to the advent of 1:1 devices for students. The computer labs require re-purposing into functional spaces that support a 21st century learning environment. Master plan recommendations are to convert these spaces into innovation / STEM labs. These labs are technology focused and serve as a space for robotics, coding, and computer aided design.

Shade Structures



During the site assessments each school was evaluated to ensure that it had an adequate number of shade structures throughout the campus. Special attention was paid to lunch shelters. Many lunch shelters were recommended to be expanded and additional shade structures to be provided for lunch areas. Shade shelters were also recommended to be placed on fields, playgrounds, outdoor learning spaces, and waiting areas for pick up.

Collaboration Spaces



Many of the elementary schools within the District have large hallways between classrooms that are currently filled with casework storage. The District sought to re-purpose these spaces and transform them into areas that could be used for learning. The master plan proposes reconfiguring the hallways at Amelia Earhart Elementary School, Andrew Jackson Elementary School, Benjamin Franklin Elementary School, Carrillo Ranch Elementary School, Dr. Reynaldo J. Carreon Academy, Lyndon B. Johnson Elementary School, Martin Van Buren Elementary School, and Ronald Reagan Elementary School and transforming them into collaboration corridors. These spaces are adjacent but separate from the classroom, where students can work on small group or individual projects

Special Education Integration



Special Education enrollment was evaluated at each site as part of the capacity analysis. From that analysis along with the principal interviews certain sites were determined to require additional special education classrooms. Special Education classrooms are recommended to be added to Andrew Jackson Elementary School, Gerald Ford Elementary School, Harry S. Truman Elementary School, Herbert Hoover Elementary School, James Madison Elementary School, and James Monroe Elementary School. A lifeskills classroom is recommended to be added to Indio High School.

Portables and Capacity



Portable classroom buildings were reviewed on each site against projected enrollment. If projected enrollment is high enough to require the use of existing portables on sites then recommendations were made to replace the portable classrooms with permanent buildings. If projected enrollment did not require the use of the existing portables then they are to be kept on the sites with minor recommended upgrades.

Food Service Expansion and Optimization



Abraham Lincoln Elementary School, Gerald Ford Elementary School, Harry S. Truman Elementary School, James E. Carter Elementary School, James Madison Elementary School, James Monroe Elementary School, and John F. Kennedy Elementary School were all assessed and recommended to reconfigure food service to expand to house a second speed line and freezer.

Shadow Hills High School's and Palm Desert High School's current cafe style food service is recommended to be reconfigured into two speed lines for optimization and efficiency of food distribution.



5. Master Plans

Abraham Lincoln Elementary School

74-100 RUTLEDGE WAY | PALM DESERT, CA 92660

SCHOOL DATA

MASCOT

Home of the Knights

MISSION

- » Set and achieve high goals based on rigorous standards
- » Become creative, critical thinkers, and problem solvers
- » Become responsible, respectful contributing members of a global community
- » Collaboratively interact with peers, staff, and parents to make our school a safe, exemplary learning community
- » Be AVID ready - Advancement Via Individual Determination

DESCRIPTION

Abraham Lincoln Elementary School is located in the central region of Palm Desert and serves students in grades transitional kindergarten through five.

SITE STATISTICS

Original Construction Date	1962
CDS Code	33 67058 6031926
Site Size	10.07 acres
Total Square footage	57,788
2021-22 Enrollment	577
Permanent Classrooms	31
Portable Classrooms	0

LEGEND

□ □ □ □ PROPERTY LINE

○ ○ ○ ○ FENCE

■ ■ ■ ■ CIRCULATION

★ ENTRANCE



Abraham Lincoln Elementary School

74-100 RUTLEDGE WAY | PALM DESERT, CA 92660

EXISTING



LEGEND

-  CERTIFIED
-  UNCERTIFIED
-  OPEN / ACTIVE
-  N / A



Abraham Lincoln Elementary School

74-100 RUTLEDGE WAY | PALM DESERT, CA 92660

SITE PLAN

SITE WORK

1. NEW LANDSCAPE
2. NEW OUTDOOR LEARNING SPACE

NEW CONSTRUCTION

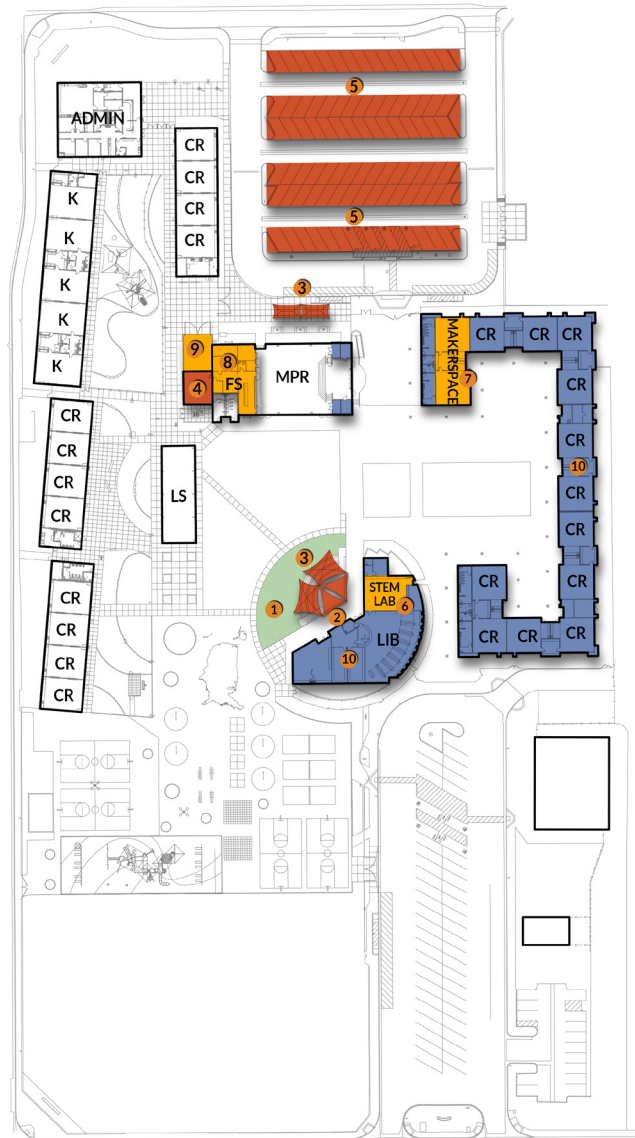
3. NEW SHADE SHELTER
4. NEW FOOD SERVICE EXPANSION
5. NEW SOLAR PANELS

MAJOR RECONFIGURATION

6. CONVERTED INNOVATION/STEM LAB
7. CONVERTED MAKERSPACE
8. RECONFIGURED FOOD SERVICE SPEED LINES
9. RECONFIGURED SERVICE YARD

MODERNIZATION

10. INTERIOR FINISH UPGRADES



LEGEND

- NEW CONSTRUCTION
- MODERNIZATION
- MAJOR RECONFIGURATION
- NEW LANDSCAPING
- NEW CONCRETE
- NEW AC PAVING



		CONSTRUCTION +CONTINGENCY	SOFT COSTS	(2024) ESCALATION
ABRAHAM LINCOLN ELEMENTARY SCHOOL		\$6,670,592	\$8,538,358	\$9,562,961
PRIORITY 1		\$1,131,240	\$1,447,987	\$1,621,746
Site	Carport with Photovoltaic Panels	\$750,000	\$960,000	\$1,075,200
Building 1 - Library	HVAC - Mechanical Systems	\$336,600	\$430,848	\$482,550
Building 3- Multi-Purpose	Plumbing	\$44,640	\$57,139	\$63,996
PRIORITY 2		\$5,529,662	\$7,077,967	\$7,927,323
Building 1 - Library	Converted Innovation / STEM Lab	\$231,218	\$295,959	\$331,474
Building 2 - Classrooms	Converted Maker Space	\$454,756	\$582,088	\$651,938
Building 1 - Library	Interior finish upgrades	\$2,666,520	\$3,413,146	\$3,822,723
Site	New Amphitheater	\$332,640	\$425,779	\$476,873
Building 3- Multi-Purpose	New Food Service Expansion	\$609,378	\$780,004	\$873,604
Site	Playgrounds and Fields	\$594,000	\$760,320	\$851,558
Site	Reconfigured Service Yard	\$69,920	\$89,498	\$100,237
Site	Shade Structures	\$571,230	\$731,174	\$818,915
PRIORITY 3		\$9,690	\$12,403	\$13,892
Site	New Landscape	\$9,690	\$12,403	\$13,892

Amelia Earhart Elementary School

45-250 DUNES PALMS ROAD | INDIO, CA 92201

SCHOOL DATA

MASCOT

Home of the Explorers

MISSION

The Amelia Earhart community recognizes the unique value of each child by providing inquiry-based learning in a safe and supportive environment developing lifelong learners in a global perspective. Through growth and reflection, students are building a foundation for academic excellence, leadership and service.

DESCRIPTION

Amelia Earhart Elementary School is located in the northern region of Indio and serves students in grades transitional kindergarten through five.

SITE STATISTICS

Original Construction Date	2001
CDS Code	33 67058 6118863
Site Size	10.50 acres
Total Square footage	70,295
2021-22 Enrollment	805
Permanent Classrooms	35
Portable Classrooms	6

LEGEND

□ □ □ □ PROPERTY LINE

○ ○ ○ ○ FENCE

■ ■ ■ ■ CIRCULATION

★ ENTRANCE



Amelia Earhart Elementary School

45-250 DUNES PALMS ROAD | INDIO, CA 92201

EXISTING



Amelia Earhart Elementary School

45-250 DUNES PALMS ROAD | INDIO, CA 92201

SITE PLAN

SITE WORK

1. NEW CONCRETE PAVEMENT
2. NEW LANDSCAPE
3. NEW PARKING LOT & STUDENT DROP-OFF
4. NEW SECURITY FENCING & GATE
5. NEW (7) 12' POLE LIGHTS
6. NEW OUTDOOR LEARNING SPACE
7. NEW (10) EV CHARGING STATIONS

NEW CONSTRUCTION

8. NEW SHADE SHELTER
9. NEW LUNCH SHELTER EXPANSION
10. NEW ENCLOSED STORAGE ROOM
11. NEW TRASH ENCLOSURE

MAJOR RECONFIGURATION

12. CONVERTED PARENT CENTER ALCOVE
13. RECONFIGURED LIBRARY WITH INNOVATION/STEM LAB FOR MORE EXTERIOR LIGHTING
14. CONVERTED MAKERSPACE
15. CONVERTED KINDERGARTEN CLASSROOM
16. CONVERTED COLLABORATION SPACE
17. RECONFIGURED ADA RESTROOMS

MODERNIZATION

18. EXTERIOR & INTERIOR FINISH UPGRADES

LEGEND

- NEW CONSTRUCTION
- MODERNIZATION
- MAJOR RECONFIGURATION
- NEW LANDSCAPING
- NEW CONCRETE
- NEW AC PAVING



		CONSTRUCTION +CONTINGENCY	SOFT COSTS	(2024) ESCALATION
AMELIA EARHART ELEMENTARY SCHOOL		\$20,900,783	\$26,753,002	\$29,963,363
PRIORITY 1		\$3,175,914	\$4,065,170	\$4,552,990
Permanent Relo CR 1	Converted Kindergarten Classroom - Building Shell and Core	\$818,110	\$1,047,181	\$1,172,842
Permanent Relo CR 1	Converted Kindergarten Classroom - Interior Improvements	\$556,214	\$711,954	\$797,388
Site Wide	Lunch Shelter Expansion	\$693,984	\$888,300	\$994,895
Site Wide	New Shade Shelter	\$995,758	\$1,274,570	\$1,427,519
Building 100 - Admin	Plumbing	\$111,848	\$143,165	\$160,345
PRIORITY 2		\$4,934,593	\$6,316,279	\$7,074,233
Site Wide	Converted collaboration space	\$1,194,374	\$1,528,799	\$1,712,255
Building 200 - Multi-Purpose/Library	Converted Innovation /STEM lab	\$426,600	\$546,048	\$611,574
Building 600 - Classrooms	Converted Maker Space	\$431,933	\$552,874	\$619,219
Site Wide	New 12' Pole Lights	\$38,500	\$49,280	\$55,194
Site Wide	New landscape	\$48,000	\$61,440	\$68,813
Site Wide	New parking lot and student drop off	\$1,905,090	\$2,438,515	\$2,731,137
Site Wide	New security fencing & gate	\$19,296	\$24,699	\$27,663
Building 200 - Multi-Purpose/Library	Reconfigured ADA Restrooms	\$870,800	\$1,114,624	\$1,248,379
PRIORITY 3		\$12,790,276	\$16,371,553	\$18,336,140
Building 100 - Admin	Ceiling finishes	\$47,322	\$60,572	\$67,841
Building 100 - Admin	Converted parent center alcove	\$48,298	\$61,821	\$69,240
Building 100 - Admin	Exterior Finish Upgrades	\$3,908,246	\$5,002,555	\$5,602,861
Building 200 - Multi-Purpose/Library	Interior Finish Upgrades	\$6,492,086	\$8,309,870	\$9,307,054
Building 100 - Admin	Interior floor finishes	\$53,223	\$68,125	\$76,300
Building 100 - Admin	Interior wall finishes	\$23,642	\$30,262	\$33,893
Site Wide	New Amphitheater	\$1,305,915	\$1,671,571	\$1,872,160

		CONSTRUCTION +CONTINGENCY	SOFT COSTS	(2024) ESCALATION
Site Wide	New concrete pavement	\$188,000	\$240,640	\$269,517
Site Wide	New Enclosed Storage Room	\$40,000	\$51,200	\$57,344
Site Wide	New Trash Enclosure	\$8,544	\$10,936	\$12,249
Site Wide	Playgrounds and Fields	\$675,000	\$864,000	\$967,680

Andrew Jackson Elementary School

82-850 KENNER STREET | INDIO, CA 92201

SCHOOL DATA

MASCOT

Home of the Dragons

MISSION

Our mission, at Jackson Elementary, is to ensure that all students strive for academic excellence and personal excellence, embrace multiculturalism, multilingualism, and social responsibility, and become productive citizens in a global society.

DESCRIPTION

Andrew Jackson Elementary School is located in the eastern region of Indio and serves students in grades transitional kindergarten through five.

SITE STATISTICS

Original Construction Date	1955
CDS Code	33 67058 6031934
Site Size	10.07 acres
Total Square footage	58,354
2021-22 Enrollment	675
Permanent Classrooms	31
Portable Classrooms	0

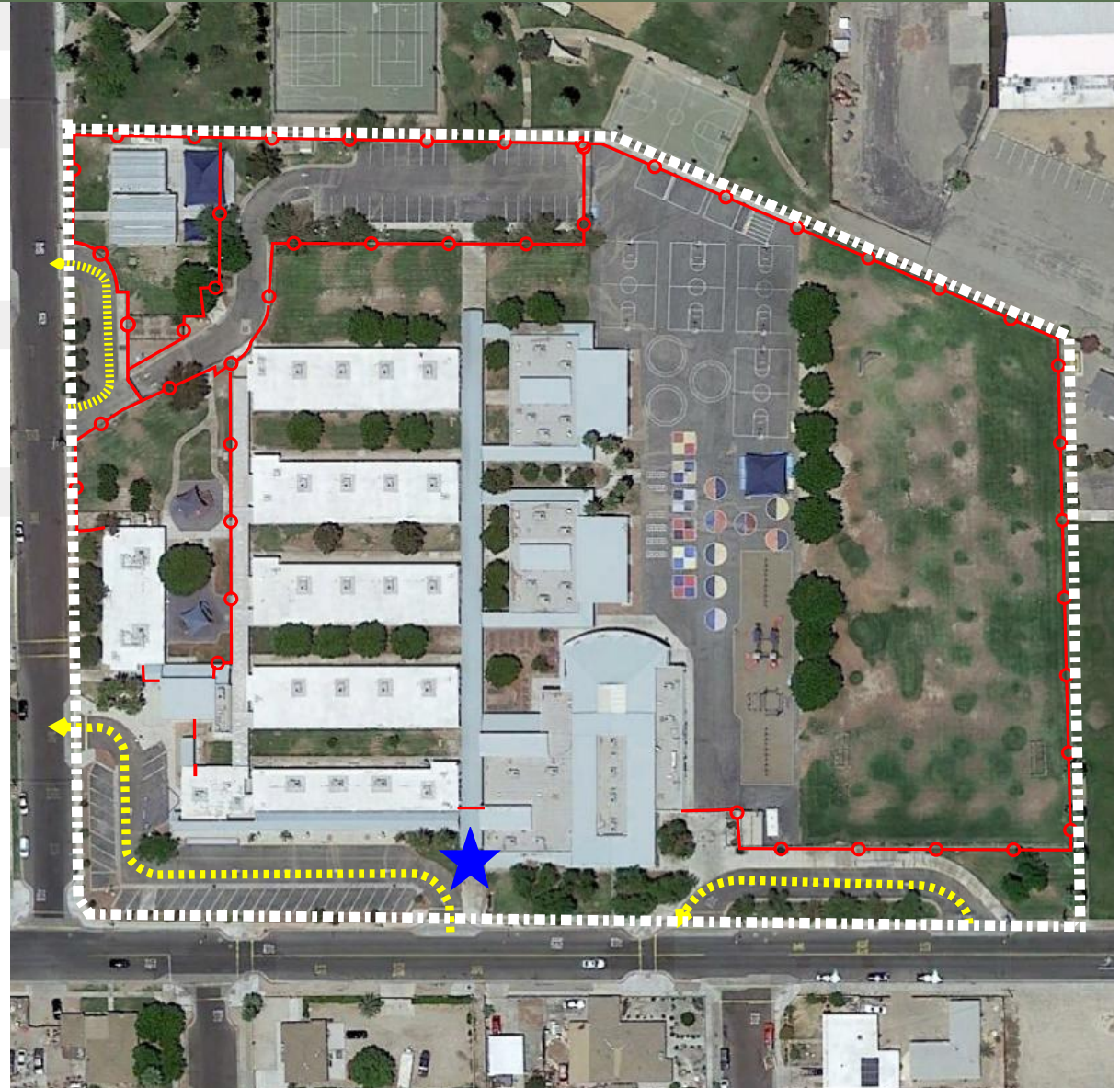
LEGEND

□ □ □ □ PROPERTY LINE

○ ○ ○ ○ FENCE

▬ ▬ ▬ CIRCULATION

★ ENTRANCE



Andrew Jackson Elementary School

82-850 KENNER STREET | INDIO, CA 92201

EXISTING



LEGEND

- CERTIFIED
- UNCERTIFIED
- OPEN / ACTIVE
- N / A



Andrew Jackson Elementary School

82-850 KENNER STREET | INDIO, CA 92201

SITE PLAN

SITE WORK

1. NEW CONCRETE PAVEMENT
2. NEW LANDSCAPE
3. NEW PARKING LOT & STUDENT DROP-OFF
4. NEW SECURITY FENCING & GATE
5. NEW SHADE SHELTER
6. NEW OUTDOOR LEARNING
7. NEW (1) EV CHARGING STATION
8. NEW OUTDOOR LEARNING SPACE
9. RELOCATED STAFF PARKING LOT DRIVEWAY AND PEDESTRIAN WALKWAY ENTRANCE
10. RECONFIGURED HEADSTART DROP-OFF AND PEDESTRIAN WALKWAY ENTRANCE
11. RELOCATED HEADSTART PORTABLE CLASSROOM
12. NEW MARQUEE SIGN
13. NEW PLAY EQUIPMENT AND SURFACE
14. RECONDITIONED PLAY FIELD TURF
15. NEW ASPHALT SLURRY SEAL AND STRIPING

NEW CONSTRUCTION

16. NEW (3) KINDERGARTEN CLASSROOM EXPANSION
17. NEW LIBRARY EXPANSION

MAJOR RECONFIGURATION

18. CONVERTED INNOVATION/STEM LAB
19. CONVERTED MAKERSPACE
20. CONVERTED SDC CLASSROOMS
21. CONVERTED COLLABORATION SPACE
22. RECONFIGURED ADA RESTROOMS

MODERNIZATION

23. EXTERIOR & INTERIOR FINISH UPGRADES
24. HVAC SYSTEM UPGRADES

LEGEND

- NEW CONSTRUCTION
- MODERNIZATION
- MAJOR RECONFIGURATION
- NEW LANDSCAPING
- NEW CONCRETE
- NEW AC PAVING



		CONSTRUCTION +CONTINGENCY	SOFT COSTS	(2024) ESCALATION
ANDREW JACKSON ELEMENTARY SCHOOL		\$21,592,610	\$27,638,541	\$30,955,166
PRIORITY 1		\$7,954,703	\$10,182,020	\$11,403,862
Building I - Classrooms	Bldg. K Restroom Remodel	\$78,994	\$101,112	\$113,246
Building J - Admin/MPR/Library	HVAC - Mechanical Systems	\$352,800	\$451,584	\$505,774
Building A - Kindergarten	HVAC System upgrade	\$2,175,727	\$2,784,931	\$3,119,122
Building A - Kindergarten	New Kindergarten classroom expansion - building shell and core	\$2,610,000	\$3,340,800	\$3,741,696
Building A - Kindergarten	New kindergarten classroom expansion - interior	\$1,051,550	\$1,345,984	\$1,507,502
Site Wide	New marquee sign	\$69,900	\$89,472	\$100,209
Site Wide	New play equipment and surface	\$542,450	\$694,336	\$777,656
Building A - Kindergarten	Plumbing	\$118,800	\$152,064	\$170,312
Site Wide	Reconfigure ADA restrooms	\$124,400	\$159,232	\$178,340
Site Wide	Security fencing at gate	\$184,851	\$236,609	\$265,002
Site Wide	Shade shelter	\$645,231	\$825,896	\$925,003
PRIORITY 2		\$8,677,132	\$11,106,729	\$12,439,536
Building J - Admin/MPR/Library	Converted innovation / STEM lab	\$319,950	\$409,536	\$458,680
Building G - Classrooms	Converted makerspace	\$204,768	\$262,103	\$293,555
Building D - Classrooms	Converted SDC Classroom	\$506,448	\$648,253	\$726,044
Site Wide	Electric vehicle charging station	\$26,000	\$33,280	\$37,274
Building A - Kindergarten	Exterior finish upgrades	\$4,669,489	\$5,976,946	\$6,694,179
Building A - Kindergarten	Interior finish upgrades	\$1,778,051	\$2,275,905	\$2,549,014
Site Wide	New asphalt re-striping	\$7,950	\$10,176	\$11,397
Site Wide	New asphalt slurry seal	\$49,200	\$62,976	\$70,533
Site Wide	New parking lot and student drop off paving	\$248,000	\$317,440	\$355,533
Site Wide	New parking lot and student drop off re-stripe	\$52,576	\$67,297	\$75,373
Site Wide	New parking lot and student drop off site preparation	\$595,200	\$761,856	\$853,279

		CONSTRUCTION +CONTINGENCY	SOFT COSTS	(2024) ESCALATION
Site Wide	Reconditioned playfield turf	\$138,000	\$176,640	\$197,837
Site Wide	Relocate headstart portable	\$25,000	\$32,000	\$35,840
Site Wide	Relocated staff parking lot driveway and pedestrian walkway entrance - re-stripe	\$26,500	\$33,920	\$37,990
Site Wide	Relocated staff parking lot driveway and pedestrian walkway entrance - related site work	\$30,000	\$38,400	\$43,008
PRIORITY 3		\$4,960,775	\$6,349,792	\$7,111,767
Site Wide	AC Paving	\$119,040	\$152,371	\$170,656
Building H - Classrooms	Converted collaboration space	\$253,224	\$324,127	\$363,022
Building J - Admin/MPR/Library	Library expansion - building shell and core	\$1,044,000	\$1,336,320	\$1,496,678
Building J - Admin/MPR/Library	Library expansion - interior	\$504,860	\$646,221	\$723,767
Site Wide	New amphitheater	\$1,638,651	\$2,097,473	\$2,349,170
Site Wide	New concrete pavement	\$40,000	\$51,200	\$57,344
Site Wide	New landscape	\$36,000	\$46,080	\$51,610
Site Wide	New outdoor learning	\$1,200,000	\$1,536,000	\$1,720,320
Site Wide	Relocated staff parking lot driveway and pedestrian walkway entrance - paving	\$125,000	\$160,000	\$179,200

Benjamin Franklin Elementary School

77-800 CALLE TAMPICO | LA QUINTA, CA 92253

SCHOOL DATA

MASCOT

Home of the Chargers

MISSION

We at Benjamin Franklin are committed to developing caring, life-long learners through a program of inclusion, inquiry and differentiated instruction where students want to be, preparing them to be ready within a global society.

DESCRIPTION

Benjamin Franklin Elementary School is located in the northern region of La Quinta and serves students in grades transitional kindergarten through five.

SITE STATISTICS

Original Construction Date	2003
CDS Code	33 67058 0107961
Site Size	12.9 acres
Total Square footage	66,967
2021-22 Enrollment	567
Permanent Classrooms	34
Portable Classrooms	0

LEGEND

□ □ □ □ PROPERTY LINE

○ ○ ○ ○ FENCE

■ ■ ■ ■ CIRCULATION

★ ENTRANCE



Benjamin Franklin Elementary School

77-800 CALLE TAMPICO | LA QUINTA, CA 92253

EXISTING



LEGEND

- CERTIFIED
- UNCERTIFIED
- OPEN / ACTIVE
- N / A



Benjamin Franklin Elementary School

77-800 CALLE TAMPICO | LA QUINTA, CA 92253

SITE PLAN

SITE WORK

1. NEW CONCRETE PAVEMENT
2. NEW LANDSCAPE
3. NEW STUDENT DROP-OFF
4. NEW SECURITY FENCING & GATE

NEW CONSTRUCTION

5. NEW SHADE SHELTER
6. EXISTING OUTDOOR LEARNING SPACE WITH NEW SHADE STRUCTURES

MAJOR RECONFIGURATION

7. CONVERTED INNOVATION/STEM LAB
8. CONVERTED MAKERSPACE
9. CONVERTED KINDERGARTEN CLASSROOM
10. CONVERTED COLLABORATION SPACE
11. RECONFIGURED ADA RESTROOMS
12. RECONFIGURED NURSE OFFICE & RESTROOM

MODERNIZATION

13. EXTERIOR & INTERIOR FINISH UPGRADES



LEGEND

- NEW CONSTRUCTION
- MODERNIZATION
- MAJOR RECONFIGURATION
- NEW LANDSCAPING
- NEW CONCRETE
- NEW AC PAVING



		CONSTRUCTION +CONTINGENCY	SOFT COSTS	(2024) ESCALATION
BENJAMIN FRANKLIN ELEMENTARY SCHOOL		\$15,675,579	\$20,064,741	\$22,472,510
PRIORITY 1		\$2,563,011	\$3,280,654	\$3,674,333
Building 2 - Classrooms	Converted kindergarten classromo (review building location)	\$313,365	\$401,107	\$449,240
Site Wide	Landscaping at existing amphitheater	\$13,296	\$17,019	\$19,061
Site Wide	New shade shelters	\$1,324,215	\$1,694,995	\$1,898,395
Site Wide	New student drop off - paving	\$3,763	\$4,817	\$5,395
Site Wide	New student drop off - site work	\$2,294	\$2,936	\$3,289
Site Wide	New student drop off - striping	\$798	\$1,021	\$1,144
Building 1 - Classrooms	Plumbing	\$111,480	\$142,694	\$159,818
Site Wide	Reconfigured ADA Restrooms	\$296,694	\$379,768	\$425,341
Site Wide	Security fencing and gate	\$41,679	\$53,349	\$59,751
Site Wide	Shade shelter at existing amphitheater	\$455,427	\$582,947	\$652,900
PRIORITY 2		\$690,727	\$884,131	\$990,226
Building 7 - Multi-Purpose/Library	Converted innovation lab	\$225,245	\$288,314	\$322,911
Building 3 - Classrooms	Converted maker space (review building location)	\$380,101	\$486,529	\$544,913
Site Wide	New landscaping	\$25,008	\$32,010	\$35,851
Building 5 - Admin	Reconfigured nurse office and restroom	\$60,373	\$77,277	\$86,551
PRIORITY 3		\$12,421,841	\$15,899,956	\$17,807,951
Site Wide	AC Paving	\$364,320	\$466,330	\$522,289
Site Wide	Converted collaboration space	\$981,068	\$1,255,767	\$1,406,459
Building 1 - Classrooms	Exterior minor modernization - building shell and core	\$3,955,077	\$5,062,499	\$5,669,998
Building 1 - Classrooms	Interior minor modernization - building shell and core	\$6,979,306	\$8,933,512	\$10,005,533
Site Wide	New concrete pavement	\$3,110	\$3,981	\$4,458
Site Wide	Playgrounds and Fields	\$138,960	\$177,869	\$199,213

Carrillo Ranch Elementary School

43-775 MADISON STREET | INDIO, CA 92201

SCHOOL DATA

MASCOT

Home of the Colts

MISSION

Carrillo Ranch Elementary commits to building relationships to promote academic, social, emotional, and artistic growth in all students and staff to benefit our global community.

DESCRIPTION

Carrillo Ranch Elementary School a Magnet Academy for the Visual and Performing Arts that is located in the western region of Indio and serves students in grades transitional kindergarten through five.

SITE STATISTICS

Original Construction Date	2004
CDS Code	33-67058-0108464
Site Size	11.97 acres
Total Square footage	66,988
2021-22 Enrollment	501
Permanent Classrooms	34
Portable Classrooms	0

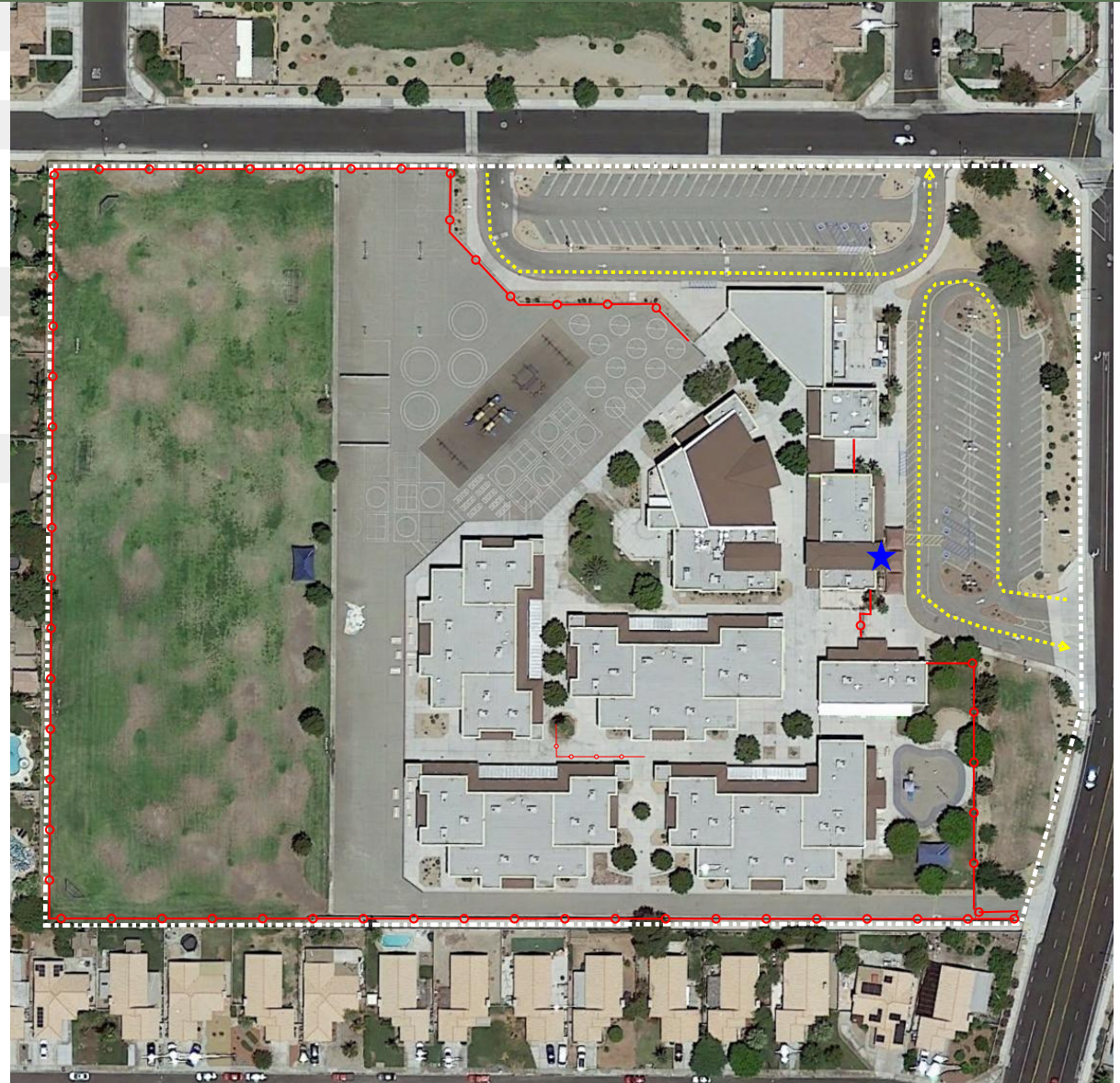
LEGEND

□ □ □ □ PROPERTY LINE

○ ○ ○ ○ FENCE

— — — — CIRCULATION

★ ENTRANCE



Carrillo Ranch Elementary School

43-775 MADISON STREET | INDIO, CA 92201

EXISTING



LEGEND

- CERTIFIED
- UNCERTIFIED
- OPEN / ACTIVE
- N / A



Carrillo Ranch Elementary School

43-775 MADISON STREET | INDIO, CA 92201

SITE PLAN

SITE WORK

1. NEW CONCRETE PAVEMENT
2. NEW LANDSCAPE
3. NEW STUDENT DROP-OFF
4. NEW SECURITY FENCING & GATE

NEW CONSTRUCTION

5. NEW SHADE SHELTER
6. EXISTING OUTDOOR LEARNING SPACE WITH NEW SHADE STRUCTURES
7. NEW ENCLOSED STORAGE ROOM

MAJOR RECONFIGURATION

8. CONVERTED INNOVATION/STEM LAB
9. CONVERTED MAKERSPACE
10. CONVERTED KINDERGARTEN CLASSROOM
11. CONVERTED COLLABORATION SPACE
12. RECONFIGURED ADA RESTROOMS
13. CONVERTED CONTROL ROOM

MODERNIZATION

14. EXTERIOR & INTERIOR FINISH UPGRADES

LEGEND

- NEW CONSTRUCTION
- MODERNIZATION
- MAJOR RECONFIGURATION
- NEW LANDSCAPING
- NEW CONCRETE
- NEW AC PAVING



		CONSTRUCTION +CONTINGENCY	SOFT COSTS	(2024) ESCALATION
CARRILLO RANCH ELEMENTARY SCHOOL		\$15,652,507	\$20,035,209	\$22,439,434
PRIORITY 1		\$2,483,165	\$3,178,451	\$3,559,865
Building 200 - MPR/Library	HVAC - Mechanical Systems	\$807,600	\$1,033,728	\$1,157,775
Site Wide	New shade shelter	\$924,095	\$1,182,842	\$1,324,783
Site Wide	New student drop off - site work	\$1,524	\$1,951	\$2,185
Site Wide	New student drop off - striping	\$530	\$678	\$760
Building 400 - Classrooms	Plumbing	\$84,600	\$108,288	\$121,283
Building 200 - MPR/Library	Reconfigured ADA restrooms	\$577,216	\$738,836	\$827,497
Building 700 - Kindergarten	Roofs	\$3,600	\$4,608	\$5,161
Building 100 - Admin	Structural Repairs	\$84,000	\$107,520	\$120,422
PRIORITY 2		\$2,203,376	\$2,820,321	\$3,158,760
Building 400 - Classrooms	Converted collaboration space	\$519,814	\$665,362	\$745,205
Building 600 - Classrooms	Converted collaboration space (x2)	\$529,662	\$677,967	\$759,323
Building 200 - MPR/Library	Converted control room	\$43,762	\$56,015	\$62,737
Building 200 - MPR/Library	Converted control room - A/V	\$15,243	\$19,511	\$21,852
Building 200 - MPR/Library	Converted innovation / STEM lab	\$51,619	\$66,072	\$74,001
Building 800 - Classrooms	Converted kindergarten classroom - exterior	\$349,178	\$446,948	\$500,582
Building 800 - Classrooms	Converted kindergarten classroom - improvement	\$237,398	\$303,869	\$340,334
Building 400 - Classrooms	Converted maker space	\$426,600	\$546,048	\$611,574
Site Wide	New student drop off - paving	\$2,500	\$3,200	\$3,584
Building 700 - Kindergarten	Plumbing	\$27,600	\$35,328	\$39,567
PRIORITY 3		\$10,965,966	\$14,036,436	\$15,720,809
Building 100 - Admin	Exterior minor modernization	\$10,264,932	\$13,139,113	\$14,715,807
Site Wide	New concrete pavement	\$8,490	\$10,867	\$12,171

		CONSTRUCTION +CONTINGENCY	SOFT COSTS	(2024) ESCALATION
Site Wide	New enclosed storage room	\$172,260	\$220,493	\$246,952
Site Wide	New landscape	\$20,406	\$26,120	\$29,254
Site Wide	Playgrounds and Fields	\$146,520	\$187,546	\$210,051
Building 100 - Admin	Reconfigured nurse office and restroom	\$41,778	\$53,476	\$59,893
Site Wide	Shade shelter at amphitheater	\$311,580	\$398,822	\$446,681

Dr. Reynaldo J. Carreon Jr. Academy

47-368 MONROE STREET | INDIO, CA 92201

SCHOOL DATA

MASCOT

Home of the Comets

MISSION

All learners at DCA will meet or exceed grade level standards in all content areas.

DESCRIPTION

Dr. Reynaldo J. Carreon Jr. Academy is located in the southern region of Indio and serves students in grades transitional kindergarten through five.

SITE STATISTICS

Original Construction Date	2003
CDS Code	33 67058 0100164
Site Size	11.5 acres
Total Square footage	68,887
2021-22 Enrollment	587
Permanent Classrooms	34
Portable Classrooms	2

LEGEND

□ □ □ □ PROPERTY LINE

○ ○ ○ ○ FENCE

— — — — CIRCULATION

★ ENTRANCE



Dr. Reynaldo J. Carreon Jr. Academy

47-368 MONROE STREET | INDIO, CA 92201

EXISTING



LEGEND

- CERTIFIED
- UNCERTIFIED
- OPEN / ACTIVE
- N / A



Dr. Reynaldo J. Carreon Jr. Academy

47-368 MONROE STREET | INDIO, CA 92201

SITE PLAN

SITE WORK

1. NEW CONCRETE PAVEMENT
2. NEW LANDSCAPE
3. NEW STUDENT DROP-OFF
4. NEW SECURITY FENCING & GATE
5. NEW DELINEATORS TO IMPROVE DROP OFF FLOW

NEW CONSTRUCTION

6. NEW SHADE SHELTER
7. EXISTING OUTDOOR LEARNING SPACE WITH NEW SHADE STRUCTURES
8. NEW LUNCH SHELTER EXPANSION

MAJOR RECONFIGURATION

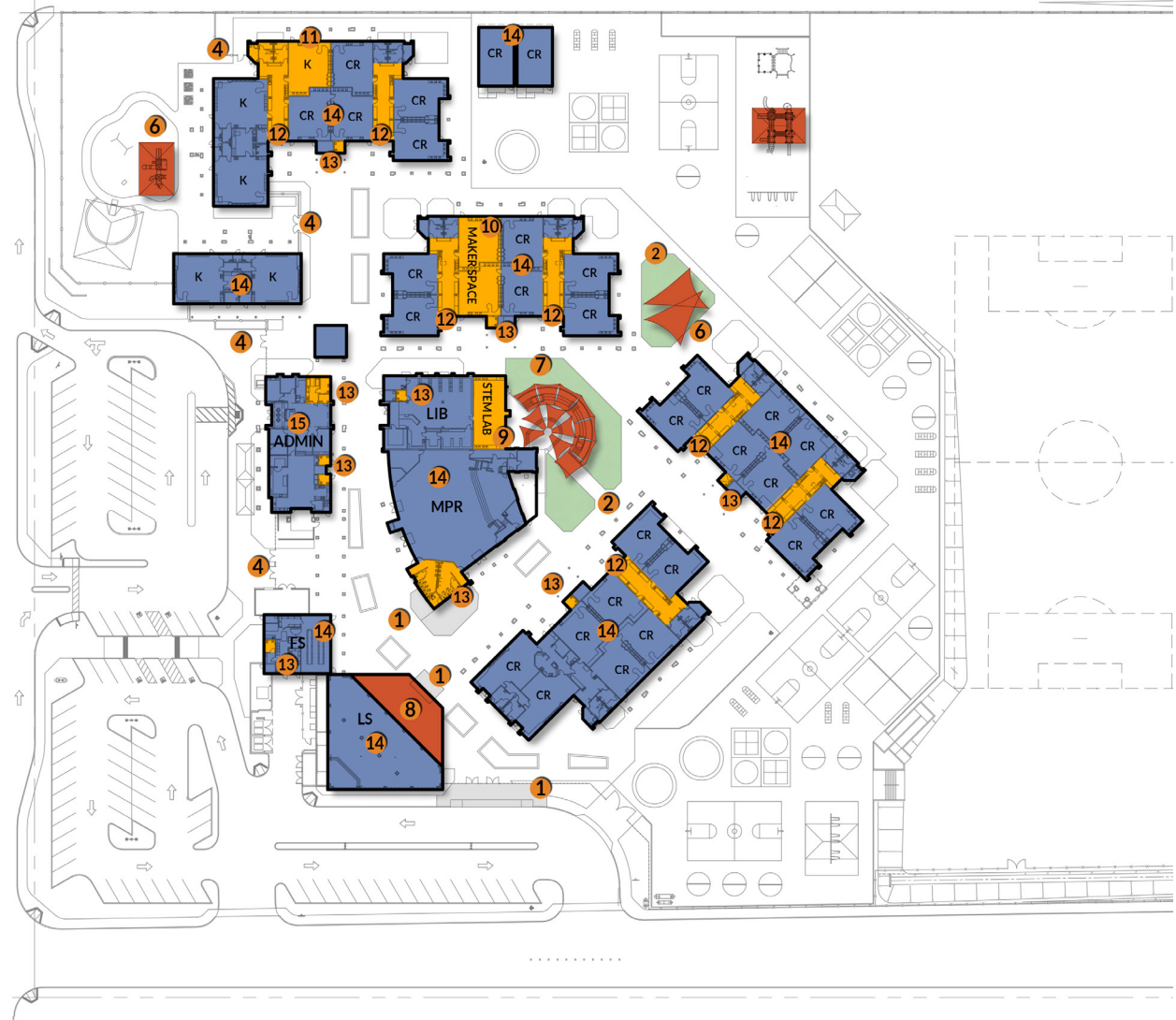
9. CONVERTED INNOVATION/STEM LAB
10. CONVERTED MAKERSPACE
11. CONVERTED KINDERGARTEN CLASSROOM
12. CONVERTED COLLABORATION SPACE
13. RECONFIGURED ADA RESTROOMS

MODERNIZATION

14. EXTERIOR & INTERIOR FINISH UPGRADES

LEGEND

- NEW CONSTRUCT
- MODERNIZATION
- MAJOR RECONFIG
- NEW LANDSCAPIN
- NEW CONCRETE
- NEW AC PAVING



		CONSTRUCTION +CONTINGENCY	SOFT COSTS	(2024) ESCALATION
DR. REYNALDO CARREON ACADEMY		\$14,873,267	\$19,037,782	\$21,322,316
PRIORITY 1		\$2,570,299	\$3,289,983	\$3,684,781
Building 700 - Kindergarten	Converted kindergarten classroom (review building location)	\$261,841	\$335,156	\$375,375
Site Wide	Existing amphitheater improvements	\$470,604	\$602,373	\$674,658
Site Wide	New lunch shelter addition	\$416,391	\$532,980	\$596,938
Site Wide	New security fencing	\$15,437	\$19,759	\$22,130
Site Wide	New shade structures	\$776,873	\$994,397	\$1,113,725
Site Wide	New student drop-off - paving	\$8,495	\$10,874	\$12,178
Building 400 - Classrooms	Plumbing	\$112,560	\$144,077	\$161,366
Building 200 - MPR	Reconfigured ADA restrooms	\$472,098	\$604,285	\$676,800
Building 500 - Classrooms	Structural Repairs	\$36,000	\$46,080	\$51,610
PRIORITY 2		\$723,183	\$925,674	\$1,036,755
Building 800 - Classrooms	Converted collaboration space	\$139,098	\$178,045	\$199,411
Building 300 - Food Service	Converted innovation space	\$210,314	\$269,202	\$301,506
Building 400 - Classrooms	Converted maker space (review building location)	\$358,771	\$459,227	\$514,334
Site Wide	New landscape	\$15,000	\$19,200	\$21,504
PRIORITY 3		\$11,579,485	\$14,821,741	\$16,600,350
Site Wide	AC Paving	\$45,120	\$57,754	\$64,684
Building 400 - Classrooms	Converted collaboration space	\$417,294	\$534,136	\$598,233
Building 100 - Administration	Exterior minor modernization	\$3,825,086	\$4,896,110	\$5,483,643
Building 300 - Food Service	Food Service interior finish upgrades- ceiling finishes	\$23,401	\$29,953	\$33,548
Building 300 - Food Service	Food Service interior finish upgrades- floor finishes	\$41,309	\$52,876	\$59,221
Building 300 - Food Service	Food Service interior finish upgrades- wall finishes	\$13,770	\$17,626	\$19,741
Building 100 - Administration	Interior minor modernization	\$5,765,960	\$7,380,429	\$8,266,080

		CONSTRUCTION +CONTINGENCY	SOFT COSTS	(2024) ESCALATION
Building 200 - MPR	Interior minor modernization- review cost item	\$1,324,092	\$1,694,838	\$1,898,218
Site Wide	New concrete pavement	\$17,000	\$21,760	\$24,371
Site Wide	Playgrounds and Fields	\$46,080	\$58,982	\$66,060
Building 100 - Administration	Reconfigured nurse office and restroom	\$60,373	\$77,277	\$86,551
PRIORITY 4		\$300	\$384	\$430
Site Wide	New delineators to improve drop-off flow	\$300	\$384	\$430

George Washington Charter Elementary School

45-768 PORTOLA AVENUE | PALM DESERT, CA 92260

SCHOOL DATA

MASCOT

Home of the Patriots

MISSION

Washington Charter School is committed to creating a safe, nurturing, and enthusiastic environment for all. We maintain the highest standards and expectations in academics and character. We are dedicated to developing collaborative critical thinkers and highly motivated learners. Washington Charter School strives to produce socially responsible self-sufficient members of society.

DESCRIPTION

George Washington Charter School is located in the central region of Palm Desert and serves students in grades transitional kindergarten through five.

SITE STATISTICS

Original Construction Date	1955
Campus Reconstruction	2004
CDS Code	33 67058 6031959
Site Size	5.93 acres
Total Square footage	58,279
2021-22 Enrollment	741
Permanent Classrooms	30
Portable Classrooms	4

LEGEND

□ □ □ □ PROPERTY LINE

○ ○ ○ ○ FENCE

— — — — CIRCULATION

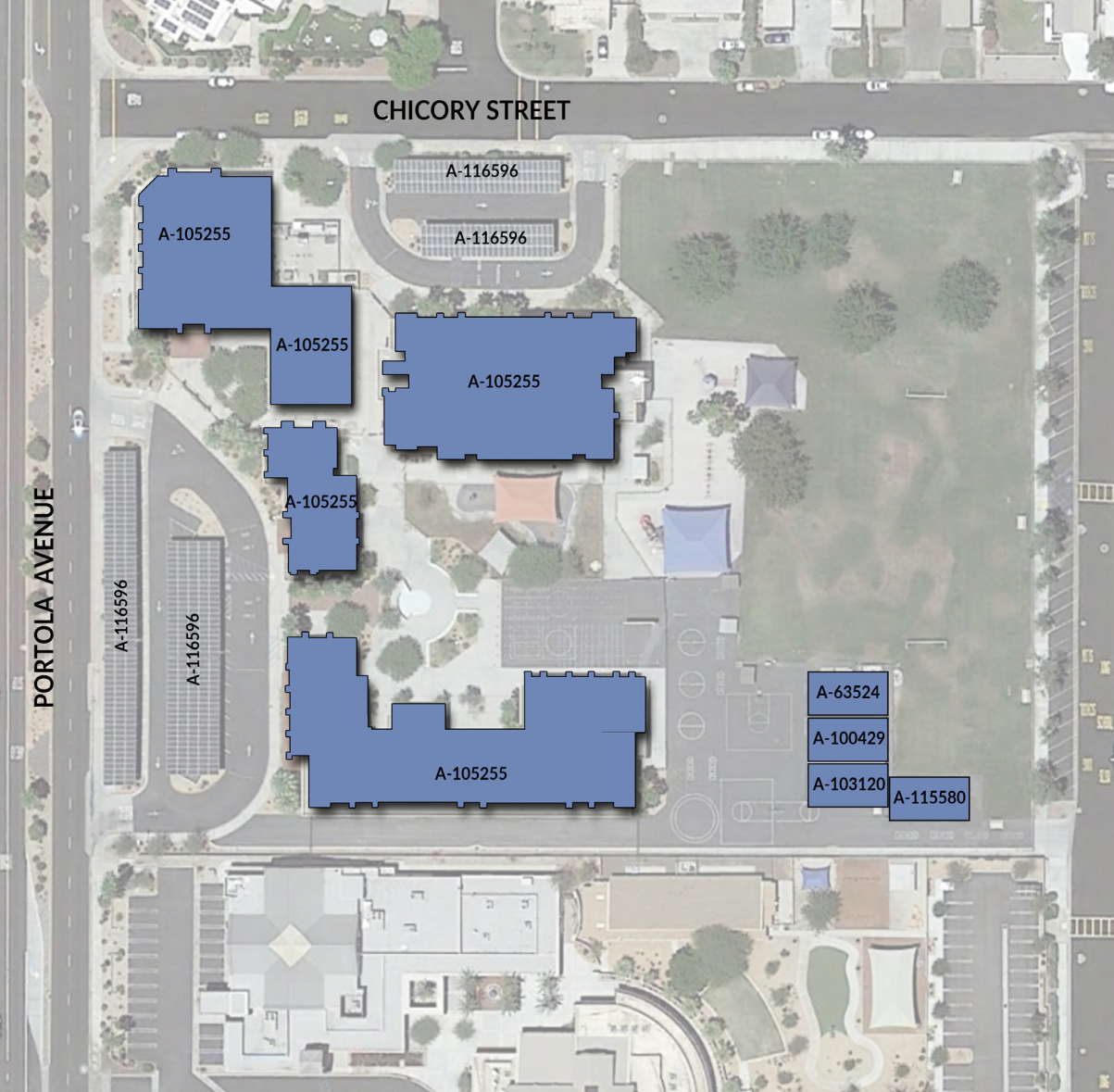
★ ENTRANCE



George Washington Charter Elementary School

45-768 PORTOLA AVENUE | PALM DESERT, CA 92260

EXISTING



LEGEND

- CERTIFIED
- UNCERTIFIED
- OPEN / ACTIVE
- N / A



George Washington Charter Elementary School

45-768 PORTOLA AVENUE | PALM DESERT, CA 92260

SITE PLAN

SITE WORK

1. NEW CONCRETE PAVEMENT
2. NEW LANDSCAPE
3. NEW SLURRY COATS & HARDCOURT STRIPING

NEW CONSTRUCTION

4. NEW SHADE SHELTER
5. NEW OUTDOOR LEARNING SPACE
6. NEW LIBRARY EXPANSION WITH INNOVATION / STEM LAB

MAJOR RECONFIGURATION

8. CONVERTED PARENT CENTER ALCOVE
9. CONVERTED MAKERSPACE
10. CONVERTED KINDERGARTEN CLASSROOM
11. CONVERTED COLLABORATION SPACE
12. RECONFIGURED ADA RESTROOMS

MODERNIZATION

13. EXTERIOR & INTERIOR FINISH UPGRADES



LEGEND

- NEW CONSTRUCTION
- MODERNIZATION
- MAJOR RECONFIGURATION
- NEW LANDSCAPING
- NEW CONCRETE
- NEW AC PAVING



		CONSTRUCTION +CONTINGENCY	SOFT COSTS	(2024) ESCALATION
WASHINGTON CHARTER SCHOOL		\$12,161,505	\$15,566,726	\$17,434,734
PRIORITY 1		\$8,812,089	\$11,279,474	\$12,633,011
Building 4 - Library/Classrooms	Converted collaboration space	\$211,020	\$270,106	\$302,518
Building 6 - Classrooms/Kindergarten	Converted kindergarten classroom - exterior	\$891,826	\$1,141,537	\$1,278,522
Building 6 - Classrooms/Kindergarten	Converted kindergarten classroom - interior	\$606,331	\$776,104	\$869,236
Building 1 - Multi-Purpose	Exterior minor modernization	\$2,409,474	\$3,084,127	\$3,454,222
Building 1 - Multi-Purpose	HVAC - Mechanical Systems	\$118,800	\$152,064	\$170,312
Building 1 - Multi-Purpose	Interior minor modernization	\$4,251,868	\$5,442,391	\$6,095,478
Building 3 - Admin	Reconfigured ADA restroom	\$320,952	\$410,819	\$460,117
Site Wide	Shade shelters	\$1,818	\$2,327	\$2,606
PRIORITY 2		\$2,378,474	\$3,044,447	\$3,409,780
Building 4 - Library/Classrooms	Converted maker space	\$278,784	\$356,844	\$399,665
Building 3 - Admin	HVAC - Mechanical Systems	\$423,600	\$542,208	\$607,273
Building 4 - Library/Classrooms	New library expansion with innovation STEM lab	\$1,548,860	\$1,982,541	\$2,220,446
Building 1 - Multi-Purpose	Plumbing	\$58,080	\$74,342	\$83,263
Site Wide	Slurry coat and hardcourt striping	\$57,150	\$73,152	\$81,930
Building 1 - Multi-Purpose	Structural Repairs	\$12,000	\$15,360	\$17,203
PRIORITY 3		\$970,942	\$1,242,806	\$1,391,942
Building 3 - Admin	Converted parent center	\$48,298	\$61,821	\$69,240
Building 6 - Classrooms/Kindergarten	HVAC - Mechanical Systems	\$78,600	\$100,608	\$112,681
Site Wide	New amphitheater - concrete paving	\$40,000	\$51,200	\$57,344
Site Wide	New amphitheater- steps	\$792,000	\$1,013,760	\$1,135,411
Site Wide	New concrete paving	\$4,730	\$6,054	\$6,781
Site Wide	New landscape	\$7,314	\$9,362	\$10,485

Gerald Ford Elementary School

44-210 WARNER TRAIL | INDIAN WELLS, CA 92210

SCHOOL DATA

MASCOT

Home of the Falcons

DESCRIPTION

Gerald Ford Elementary School is located in the southern region of Indian Wells and serves students in grades transitional kindergarten through five.

SITE STATISTICS

Original Construction Date	1991
CDS Code	33 67058 6109789
Site Size	11 acres
Total Square footage	59,337
2021-22 Enrollment	624
Permanent Classrooms	18
Portable Classrooms	16

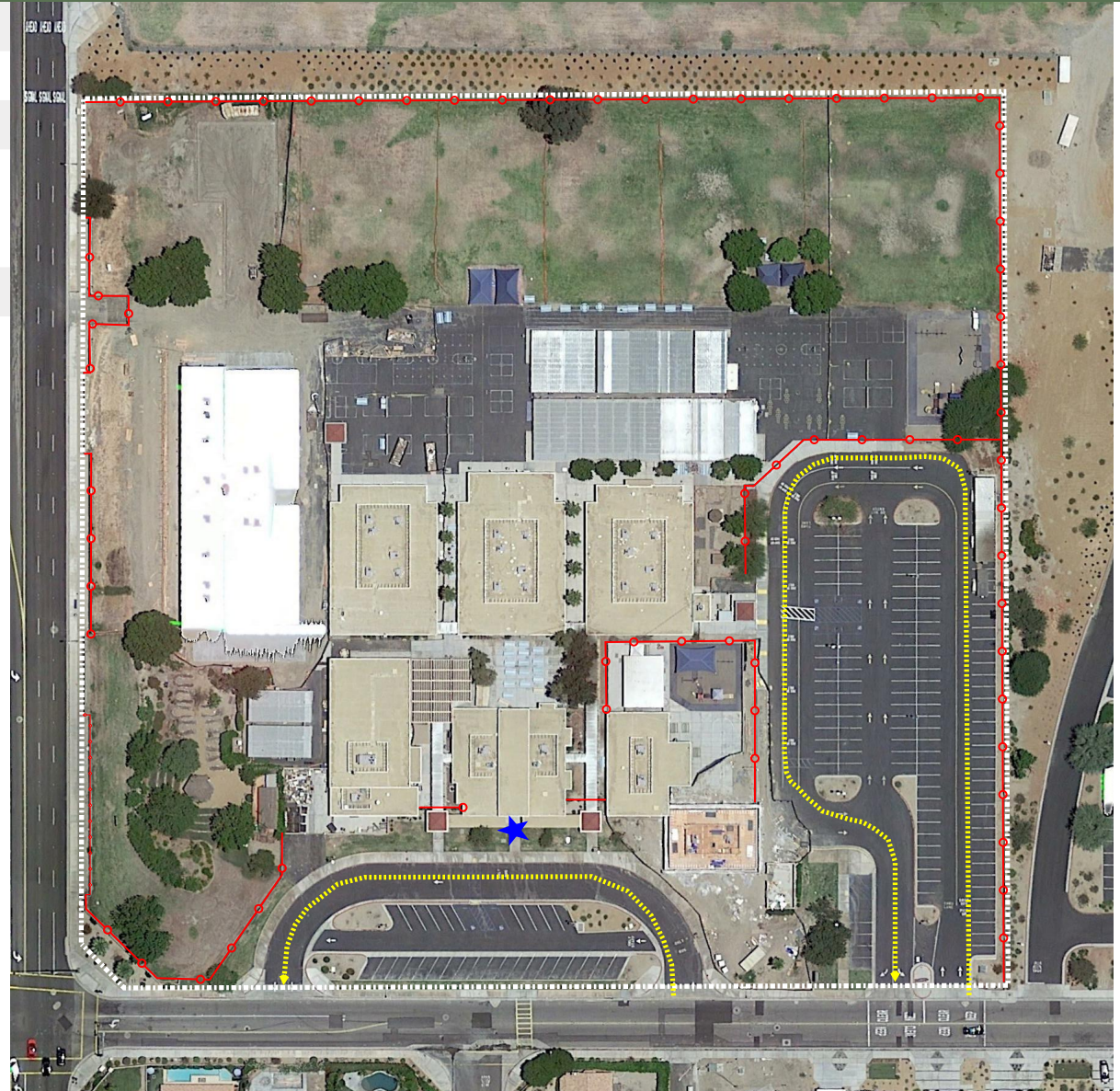
LEGEND

□ □ □ □ PROPERTY LINE

○ ○ ○ ○ FENCE

▬▬▬ CIRCULATION

★ ENTRANCE



Gerald Ford Elementary School

44-210 WARNER TRAIL | INDIAN WELLS, CA 92210

EXISTING

LEGEND

-  CERTIFIED
-  UNCERTIFIED
-  OPEN / ACTIVE
-  N / A



Gerald Ford Elementary School

44-210 WARNER TRAIL | INDIAN WELLS, CA 92210

SITE PLAN

SITE WORK

1. NEW CONCRETE PAVEMENT
2. NEW LANDSCAPE
3. NEW OUTDOOR LEARNING SPACE
4. NEW MARQUEE SIGN

NEW CONSTRUCTION

5. NEW FOOD SERVICE EXPANSION
6. NEW LIBRARY WITH INNOVATION/ STEM LAB
7. NEW 2-CLASSROOM EXPANSION WITH SDC CLASSROOM
8. NEW (1) KINDERGARTEN CLASSROOM EXPANSION
9. NEW LUNCH SHELTER
10. NEW SOLAR PANELS
11. NEW SHADE SHELTER

MAJOR RECONFIGURATION

12. CONVERTED MAKERSPACE
13. RECONFIGURED FOOD SERVICE SPEED LINES
14. RECONFIGURED SERVICE YARD

LEGEND

- NEW CONSTRUCTION
- MODERNIZATION
- MAJOR RECONFIGURATION
- NEW LANDSCAPING
- NEW CONCRETE
- NEW AC PAVING



		CONSTRUCTION +CONTINGENCY	SOFT COSTS	(2024) ESCALATION
GERALD FORD ELEMENTARY SCHOOL		\$8,212,766	\$10,512,340	\$11,773,821
PRIORITY 2		\$1,534,380	\$1,964,006	\$2,199,687
Site Wide	New Amphitheater	\$176,303	\$225,668	\$252,748
Building B - Multi-Purpose/Library/Kitchen	New Food Service Expansion	\$1,219,627	\$1,561,123	\$1,748,457
Building B - Multi-Purpose/Library/Kitchen	Reconfigure Speed Lines	\$138,450	\$177,216	\$198,482
PRIORITY 3		\$6,597,746	\$8,445,115	\$9,458,529
Building A - Admin	Converted Maker Space	\$348,533	\$446,122	\$499,657
Building C - Kindergarten	Kindergarten Classroom Expansion	\$785,610	\$1,005,581	\$1,126,250
Site Wide	Lunch Shelter Improvement and Expansion	\$964,666	\$1,234,772	\$1,382,945
Site Wide	New Amphitheater	\$47,124	\$60,319	\$67,557
Building D - Classrooms	New Classroom Expansion with SDC Classroom	\$1,452,726	\$1,859,489	\$2,082,628
Site Wide	New Concrete Pavement	\$65,520	\$83,866	\$93,929
Site Wide	New Landscape	\$38,220	\$48,922	\$54,792
Building B - Multi-Purpose/Library/Kitchen	New Library with Innovation / STEM Lab	\$1,616,112	\$2,068,623	\$2,316,858
Site Wide	New Shade Shelters	\$346,374	\$443,359	\$496,562
Site Wide	New solar panels	\$750,000	\$960,000	\$1,075,200
Site Wide	Reconfigured Service Yard	\$182,861	\$234,062	\$262,150
PRIORITY 4		\$80,640	\$103,219	\$115,606
Building A - Admin	Plumbing	\$80,640	\$103,219	\$115,606

Harry S. Truman Elementary School

78-870 AVENUE 50 | LA QUINTA, CA 92253

SCHOOL DATA

MASCOT

Home of the Tigers

DESCRIPTION

Harry S. Truman Elementary School is located in the northwestern region of La Quinta and serves students in grades transitional kindergarten through five.

SITE STATISTICS

Original Construction Date	1987
CDS Code	33 67058 6106082
Site Size	13.85 acres
Total Square footage	60,197
2021-22 Enrollment	663
Permanent Classrooms	42
Portable Classrooms	0

LEGEND

□ □ □ □ PROPERTY LINE

○ ○ ○ ○ FENCE

■ ■ ■ ■ CIRCULATION

★ ENTRANCE



Harry S. Truman Elementary School

78-870 AVENUE 50 | LA QUINTA, CA 92253

EXISTING



LEGEND

-  CERTIFIED
-  UNCERTIFIED
-  OPEN / ACTIVE
-  N / A



Harry S. Truman Elementary School

78-870 AVENUE 50 | LA QUINTA, CA 92253

SITE PLAN

SITE WORK

1. NEW CONCRETE PAVEMENT
2. NEW LANDSCAPE
3. NEW OUTDOOR LEARNING SPACE
4. NEW CONCRETE SEATING
5. NEW SERVICE YARD

NEW CONSTRUCTION

6. NEW SHADE SHELTER
7. NEW FOOD SERVICE EXPANSION
8. NEW LIBRARY EXPANSION WITH INNOVATION/STEM LAB

MAJOR RECONFIGURATION

9. CONVERTED SDC CLASSROOM
10. RECONFIGURED FOOD SERVICE SPEED LINES



LEGEND

- NEW CONSTRUCTION
- MODERNIZATION
- MAJOR RECONFIGURATION
- NEW LANDSCAPING
- NEW CONCRETE
- NEW AC PAVING



		CONSTRUCTION +CONTINGENCY	SOFT COSTS	(2024) ESCALATION
HARRY S. TRUMAN ELEMENTARY SCHOOL		\$4,988,645	\$6,385,466	\$7,151,721
PRIORITY 1		\$148,380	\$189,926	\$212,718
Building 2 - Admin	Plumbing	\$148,380	\$189,926	\$212,718
PRIORITY 2		\$3,834,598	\$4,908,285	\$5,497,280
Building 3 - Kitchen	Food Service Expansion	\$557,146	\$713,147	\$798,725
Building 4 - Library	Library Expansion with Innovation / STEM Lab Building Shell and Core	\$1,200,600	\$1,536,768	\$1,721,180
Building 4 - Library	Library Expansion with Innovation / STEM Lab Tenant Improvements	\$565,892	\$724,342	\$811,263
Site Wide	New Landscaping	\$20,064	\$25,682	\$28,764
Site Wide	New Shade Shelter	\$716,634	\$917,292	\$1,027,367
Site Wide	Playgrounds and Fields	\$581,000	\$743,680	\$832,922
Site Wide	Reconfigure Service Yard - CMU Wall	\$23,582	\$30,185	\$33,807
Site Wide	Reconfigure Service Yard - Concrete Paving	\$5,520	\$7,066	\$7,913
Building 4 - Library	Roofs	\$164,160	\$210,125	\$235,340
PRIORITY 3		\$1,005,667	\$1,287,254	\$1,441,724
Site Wide	Concrete Benches at Amphitheater	\$27,151	\$34,753	\$38,924
Site Wide	New Amphitheater	\$978,516	\$1,252,500	\$1,402,801

Herbert Hoover Elementary School

44-300 MONROE STREET | INDIO, CA 92201

SCHOOL DATA

MASCOT

Home of the Hornets

DESCRIPTION

Herbert Hoover Elementary School is located in the southern region of Indio and serves students in grades transitional kindergarten through five.

SITE STATISTICS

Original Construction Date	1951
CDS Code	33 67058 6031967
Site Size	10.62 acres
Total Square footage	54,805
2021-22 Enrollment	355
Permanent Classrooms	28
Portable Classrooms	0

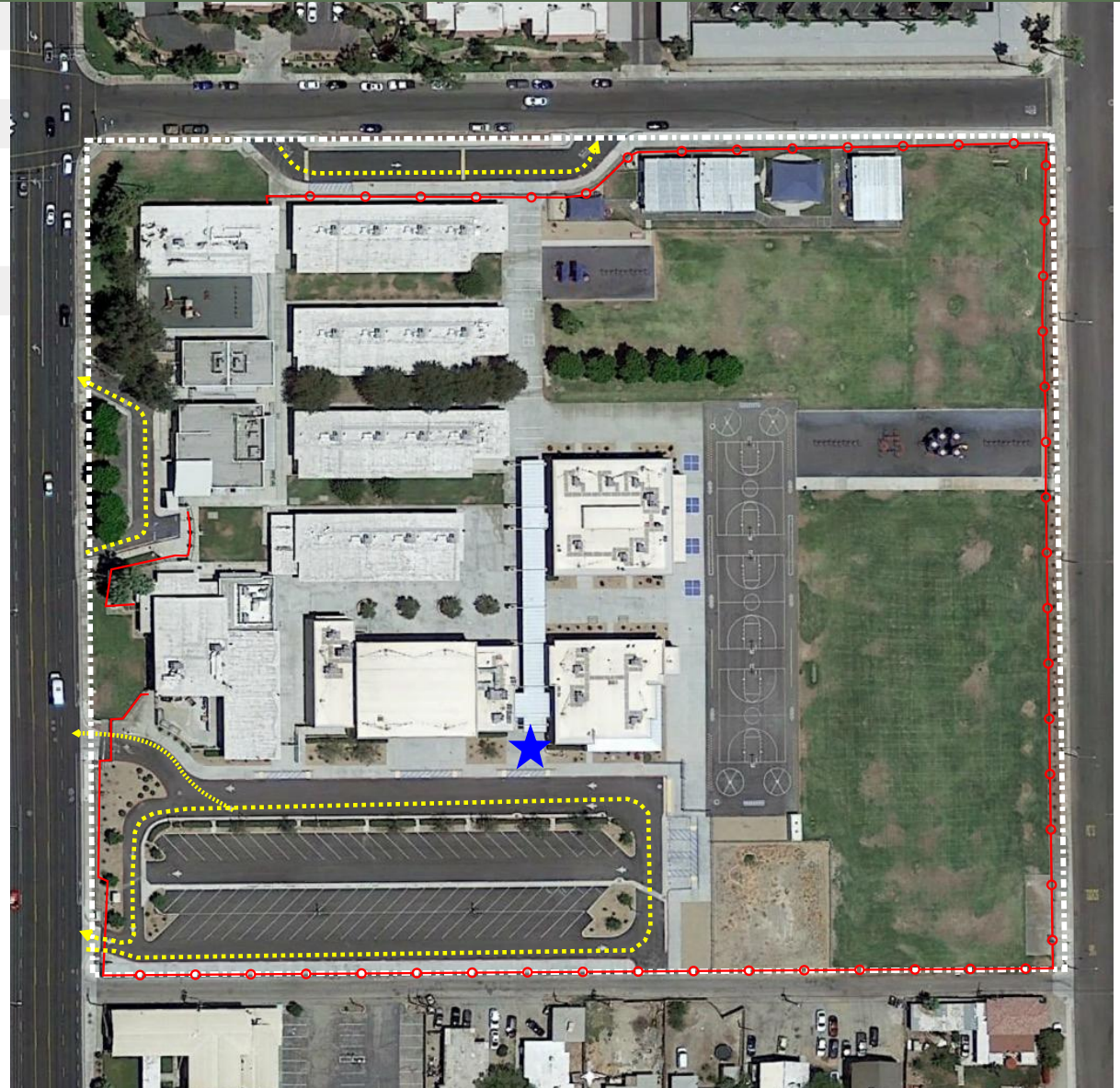
LEGEND

□ □ □ □ PROPERTY LINE

○ ○ ○ ○ FENCE

— — — — CIRCULATION

★ ENTRANCE



Herbert Hoover Elementary School

44-300 MONROE STREET | INDIO, CA 92201

EXISTING



LEGEND

- CERTIFIED
- UNCERTIFIED
- OPEN / ACTIVE
- N / A



Herbert Hoover Elementary School

44-300 MONROE STREET | INDIO, CA 92201

SITE PLAN

SITE WORK

1. NEW CONCRETE PAVEMENT
2. NEW AC PAVING
3. NEW LANDSCAPE
4. NEW CMU WALL & SECURITY FENCING
5. NEW OUTDOOR LEARNING SPACE

NEW CONSTRUCTION

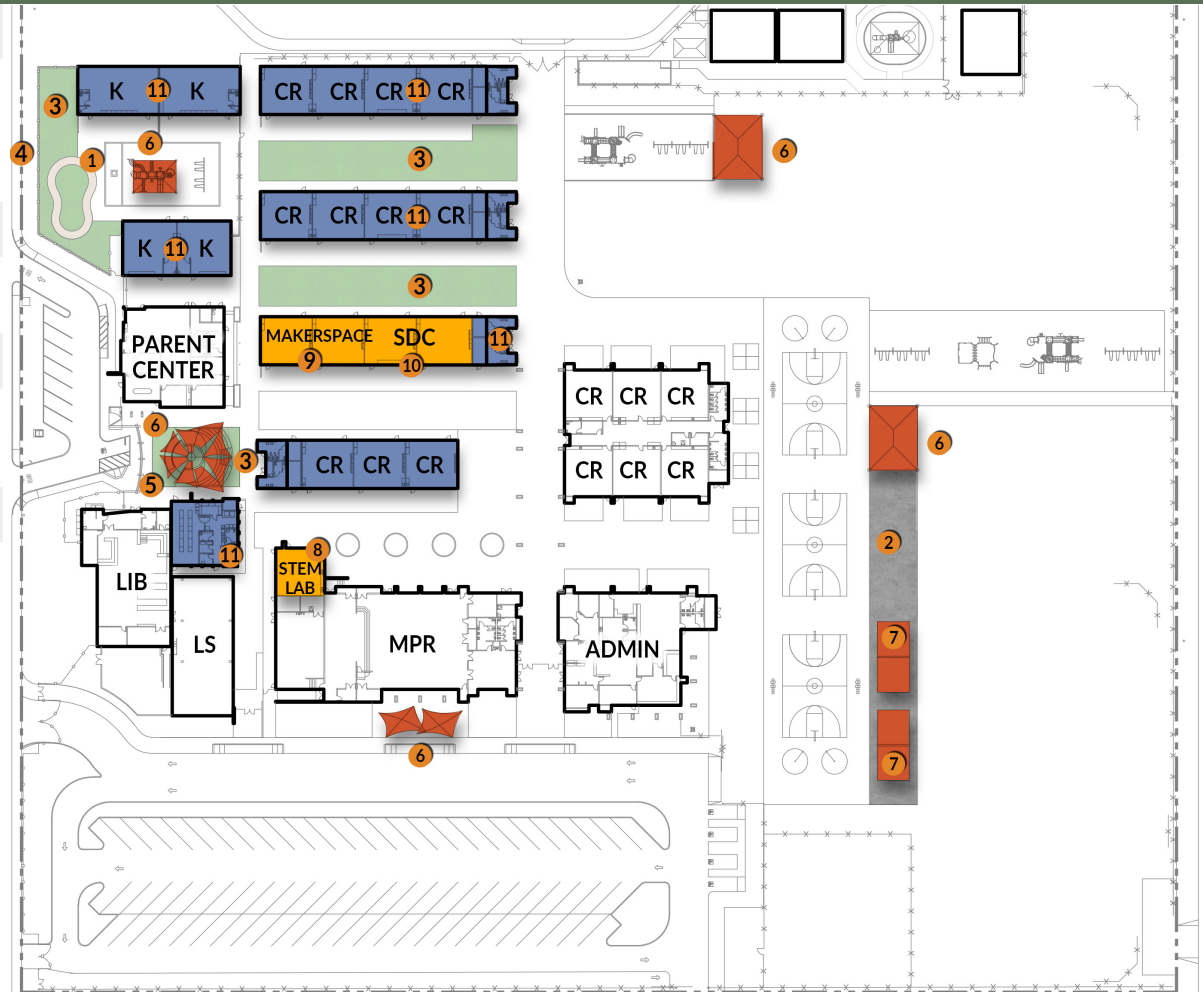
6. NEW SHADE SHELTER
7. NEW (2) HANDBALL COURTS

MAJOR RECONFIGURATION

8. CONVERTED INNOVATION/ STEM LAB
9. CONVERTED MAKERSPACE
10. CONVERTED SDC CLASSROOMS

MODERNIZATION

11. EXTERIOR & INTERIOR FINISH UPGRADES



LEGEND

- NEW CONSTRUCTION
- MODERNIZATION
- MAJOR RECONFIGURATION
- NEW LANDSCAPING
- NEW CONCRETE
- NEW AC PAVING



		CONSTRUCTION +CONTINGENCY	SOFT COSTS	(2024) ESCALATION
HERBERT HOOVER ELEMENTARY SCHOOL		\$8,265,191	\$10,579,444	\$11,848,978
PRIORITY 2		\$2,057,555	\$2,633,670	\$2,949,711
Building H - Multi-Purpose	Converted innovation / STEM lab	\$159,975	\$204,768	\$229,340
Building E - Classrooms	Converted maker space	\$409,536	\$524,206	\$587,111
Building E - Classrooms	Converted SDC Classrooms	\$337,632	\$432,169	\$484,029
Site	New AC Paving	\$91,013	\$116,497	\$130,476
Site	New CMU Wall with Metal Fence- CMU	\$21,360	\$27,341	\$30,622
Site	New CMU Wall with Metal Fence- Fencing	\$49,144	\$62,904	\$70,453
Site	New Concrete Pavement	\$3,248	\$4,157	\$4,656
Site	New Landscape	\$53,520	\$68,506	\$76,726
Site	Playgrounds and Fields	\$76,320	\$97,690	\$109,412
Site	Shade Shelters	\$855,807	\$1,095,433	\$1,226,885
PRIORITY 3		\$6,207,636	\$7,945,774	\$8,899,267
Building A - Kindergarten	Exterior finish upgrades	\$2,444,776	\$3,129,313	\$3,504,831
Building A - Kindergarten	Interior finish upgrades	\$3,321,256	\$4,251,208	\$4,761,353
Site	New (2) Handball Court	\$6,836	\$8,750	\$9,800
Site	New Amphitheater	\$434,768	\$556,503	\$623,283

James E. Carter Elementary School

74-251 EAST HOVLEY LANE | PALM DESERT, CA 92260

SCHOOL DATA

MASCOT

Home of the Cougars

MISSION

To unleash the genius and goodness of our students.

DESCRIPTION

James E. Carter Elementary School is located in the central region of Palm Desert and serves students in grades transitional kindergarten through five.

SITE STATISTICS

Original Construction Date	1996
CDS Code	33 67058 6113880
Site Size	10.04 acres
Total Square footage	61,938
2021-22 Enrollment	528
Permanent Classrooms	32
Portable Classrooms	3


LEGEND

□ □ □ □ PROPERTY LINE

○ ○ ○ ○ FENCE

■ ■ ■ ■ CIRCULATION

★ ENTRANCE



James E. Carter Elementary School

74-251 EAST HOVLEY LANE | PALM DESERT, CA 92260

EXISTING



LEGEND

-  CERTIFIED
-  UNCERTIFIED
-  OPEN / ACTIVE
-  N / A



James E. Carter Elementary School

74-251 EAST HOVLEY LANE | PALM DESERT, CA 92260

SITE PLAN

SITE WORK

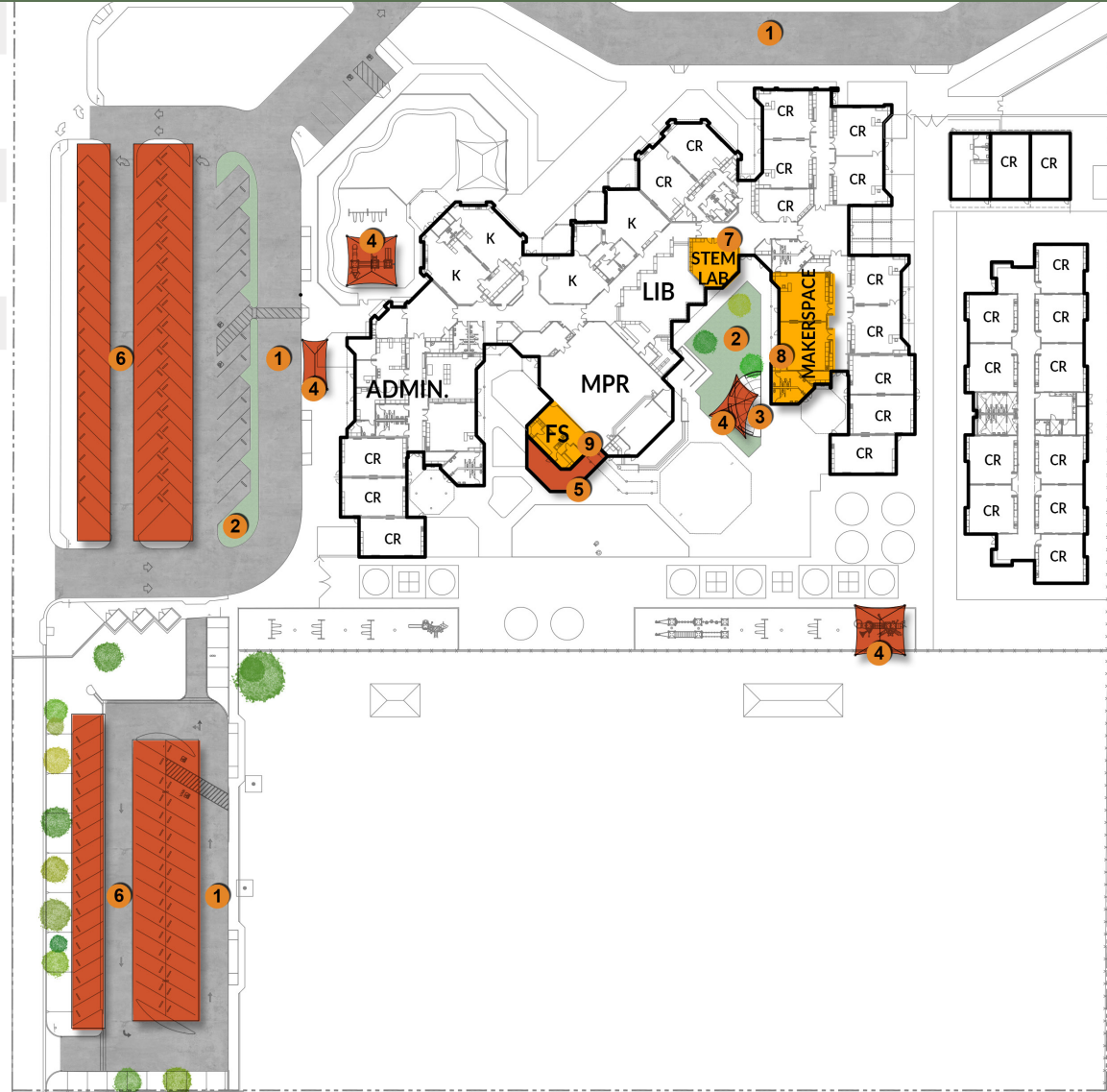
1. NEW ASPHALT SLURRY SEAL & STRIPING
2. NEW LANDSCAPE
3. NEW OUTDOOR LEARNING SPACE

NEW CONSTRUCTION

4. NEW SHADE SHELTER
5. NEW FOOD SERVICE EXPANSION
6. NEW SOLAR PANELS

MAJOR RECONFIGURATION

7. CONVERTED INNOVATION/STEM LAB
8. CONVERTED MAKERSPACE
9. RECONFIGURED FOOD SERVICE SPEED LINES



LEGEND

- NEW CONSTRUCTION
- MODERNIZATION
- MAJOR RECONFIGURATION
- NEW LANDSCAPING
- NEW CONCRETE
- NEW AC PAVING



		CONSTRUCTION +CONTINGENCY	SOFT COSTS	(2024) ESCALATION
JAMES CARTER ELEMENTARY SCHOOL		\$4,983,342	\$6,378,678	\$7,144,119
PRIORITY 1		\$2,717,175	\$3,477,984	\$3,895,342
Site Wide	Carport with Photovoltaic Panels	\$750,000	\$960,000	\$1,075,200
Building 1 - CR/Admin/MPR/Library	Converted Innovation / STEM lab	\$213,300	\$273,024	\$305,787
Building 1 - CR/Admin/MPR/Library	Converted Maker Space	\$409,536	\$524,206	\$587,111
Site Wide	Food Service Expansion	\$645,941	\$826,804	\$926,021
Building 1 - CR/Admin/MPR/Library	Plumbing	\$43,560	\$55,757	\$62,448
Site Wide	Shade Shelter	\$654,838	\$838,193	\$938,776
PRIORITY 2		\$2,110,287	\$2,701,167	\$3,025,307
Site Wide	New Slurry Seal Coat at Parking Lots	\$1,155,840	\$1,479,475	\$1,657,012
Site Wide	Playgrounds and Fields	\$767,680	\$982,630	\$1,100,546
Site Wide	Restriping Parking Lots	\$186,767	\$239,062	\$267,749
PRIORITY 3		\$155,880	\$199,526	\$223,470
Site Wide	New Amphitheater	\$124,344	\$159,160	\$178,260
Site Wide	New Landscape	\$31,536	\$40,366	\$45,210

James Madison Elementary School

80-845 AVENUE 46 | INDIO, CA 92201

SCHOOL DATA

MASCOT

Home of the Patriots





DESCRIPTION

James Madison Elementary School is located in the southwestern region of Indio and serves students in grades transitional kindergarten through five.

SITE STATISTICS

Original Construction Date	1990
CDS Code	33 67058 6108955
Site Size	10.39 acres
Total Square footage	40,207
2021-22 Enrollment	356
Permanent Classrooms	23
Portable Classrooms	1

LEGEND


-  PROPERTY LINE
-  FENCE
-  CIRCULATION
-  ENTRANCE



James Madison Elementary School

80-845 AVENUE 46 | INDIO, CA 92201

EXISTING



LEGEND

-  CERTIFIED
-  UNCERTIFIED
-  OPEN / ACTIVE
-  N / A



James Madison Elementary School

80-845 AVENUE 46 | INDIO, CA 92201

SITE PLAN

SITE WORK

1. NEW CONCRETE PAVEMENT
2. NEW LANDSCAPE
3. RECONDITIONED PLAY FIELD
4. NEW OUTDOOR LEARNING SPACE
5. NEW MARQUEE SIGN
6. NEW TRASH ENCLOSURE

NEW CONSTRUCTION

7. NEW SHADE SHELTER
8. NEW FOOD SERVICE EXPANSION
9. NEW LIBRARY EXPANSION
W/ INNOVATION/ STEM LAB & MAKERSPACE

MAJOR RECONFIGURATION

10. CONVERTED SDC CLASSROOMS
11. RECONFIGURED FOOD SERVICE SPEED LINES
12. RECONFIGURED ADA RESTROOMS

MODERNIZATION

13. EXTERIOR & INTERIOR FINISH UPGRADES



LEGEND

- NEW CONSTRUCTION
- MODERNIZATION
- MAJOR RECONFIGURATION
- NEW LANDSCAPING
- NEW CONCRETE
- NEW AC PAVING



		CONSTRUCTION +CONTINGENCY	SOFT COSTS	(2024) ESCALATION
JAMES MADISON ELEMENTARY SCHOOL		\$4,568,409	\$5,847,564	\$6,549,271
PRIORITY 2		\$3,760,818	\$4,813,847	\$5,391,509
Building 500A/B - Classrooms	Converted SDC Classrooms	\$337,632	\$432,169	\$484,029
Relo CR 1	Exterior Finish Upgrades	\$76,820	\$98,330	\$110,129
Building 100 - Admin/Library	Innovation Lab / Makerspace	\$492,080	\$629,862	\$705,446
Relo CR 1	Interior Finish Upgrades	\$100,052	\$128,067	\$143,435
Building 100 - Admin/Library	Library Expansion	\$1,044,000	\$1,336,320	\$1,496,678
Building 200 - MPR/Kitchen Building	New Kitchen Expansion	\$87,054	\$111,429	\$124,801
Building 200 - MPR/Kitchen Building	Reconfigure Food Service Speed Lines	\$143,250	\$183,360	\$205,363
Building 500A/B - Classrooms	Reconfigured ADA Restrooms	\$597,120	\$764,314	\$856,031
Site Improvements	Shade Structures	\$882,810	\$1,129,997	\$1,265,596
PRIORITY 3		\$678,735	\$868,781	\$973,034
Site Improvements	New Amphitheater	\$336,600	\$430,848	\$482,550
Site Improvements	New Concrete Pavement	\$11,520	\$14,746	\$16,515
Site Improvements	New Landscape	\$91,200	\$116,736	\$130,744
Site Improvements	New marquee sign	\$69,900	\$89,472	\$100,209
Site Improvements	New Trash Enclosure	\$19,515	\$24,979	\$27,977
Site Improvements	Reconditioned Play Fields	\$150,000	\$192,000	\$215,040
PRIORITY 4		\$128,856	\$164,936	\$184,728
Building 100 - Admin/Library	Plumbing	\$80,856	\$103,496	\$115,915
Building 100 - Admin/Library	Structural Repairs	\$48,000	\$61,440	\$68,813

James Monroe Elementary School

42-100 YUCCA LANE | BERMUDA DUNES, CA 92201

SCHOOL DATA

MASCOT

Home of the Mustangs

MISSION

Every Student, Every Day, Prepared to Meet Tomorrow. Our mission at James Monroe Elementary School is to promote 21st Century Learning by helping students to think critically, be creative, communicate effectively and collaborate to enhance learning. We do this through, academic, social-emotional, and behavioral accountability among students with the support of teachers, staff, parents, and community members in order to meet the highest academic expectations within a safe, nurturing, learning community.

DESCRIPTION

James Monroe Elementary School is located in the northern region of Bermuda Dunes and serves students in grades transitional kindergarten through five.

SITE STATISTICS

Original Construction Date	1991
CDS Code	33 67058 6109045
Site Size	8.9 acres
Total Square footage	49,328
2021-22 Enrollment	586
Permanent Classrooms	24
Portable Classrooms	10

LEGEND

□ □ □ □ PROPERTY LINE

○ ○ ○ ○ FENCE

— — — — CIRCULATION

★ ENTRANCE



James Monroe Elementary School

42-100 YUCCA LANE | BERMUDA DUNES, CA 92201

EXISTING



LEGEND

-  CERTIFIED
-  UNCERTIFIED
-  OPEN / ACTIVE
-  N / A



James Monroe Elementary School

42-100 YUCCA LANE | BERMUDA DUNES, CA 92201

SITE PLAN

SITE WORK

1. NEW CONCRETE PAVEMENT
2. NEW AC PAVEMENT & STRIPING
3. NEW LANDSCAPE
4. NEW (2) BASKETBALL COURTS
5. NEW (6) TETHER BALL POST & STRIPING
6. NEW (2) HANDBALL COURTS
7. NEW OUTDOOR LEARNING SPACE
8. NEW PLAY SURFACE & EQUIPMENT
9. NEW SECURITY FENCING & GATE

NEW CONSTRUCTION

10. NEW FOOD SERVICE EXPANSION
11. NEW LIBRARY EXPANSION WITH INNOVATION / STEM LAB
12. NEW (2) KINDERGARTEN CLASSROOM BUILDING
13. REPLACED (10) PORTABLES WITH NEW 4-CLASSROOM BUILDING WITH MAKERSPACE
14. NEW SHADE SHELTER

MAJOR RECONFIGURATION

15. CONVERTED SDC CLASSROOMS
16. RECONFIGURED FOOD SERVICE SPEED LINES
17. RECONFIGURED ADA RESTROOMS

LEGEND

- NEW CONSTRUCTION
- MODERNIZATION
- MAJOR RECONFIGURATION
- NEW LANDSCAPING
- NEW CONCRETE
- NEW AC PAVING



		CONSTRUCTION +CONTINGENCY	SOFT COSTS	(2024) ESCALATION
JAMES MONROE ELEMENTARY SCHOOL		\$12,702,160	\$16,258,765	\$18,209,817
PRIORITY 2		\$2,626,380	\$3,361,766	\$3,765,178
Building 00 - Admin/Library	Innovation Lab / Makerspace	\$984,160	\$1,259,725	\$1,410,892
Building 00 - Admin/Library	Library Expansion	\$1,548,860	\$1,982,541	\$2,220,446
Building 00 - Admin/Library	Plumbing	\$93,360	\$119,501	\$133,841
PRIORITY 3		\$10,075,780	\$12,896,998	\$14,444,638
Building 600A/B - Classrooms	Converted SDC Classroom	\$337,632	\$432,169	\$484,029
Site Wide	Hardcourts Restriping	\$94,266	\$120,660	\$135,140
Building 200 - Multi-Purpose	Interior Finish Upgrades	\$883,673	\$1,131,101	\$1,266,834
Building 200 - Multi-Purpose	Kitchen Expansion	\$435,270	\$557,146	\$624,003
Building 200 - Multi-Purpose	Kitchen Expansion - Equipment	\$800,243	\$1,024,311	\$1,147,228
Site Wide	Landscaping	\$324,000	\$414,720	\$464,486
Site Wide	New (2) Basketball Courts	\$8,559	\$10,956	\$12,270
Site Wide	New (2) Handball Courts	\$10,253	\$13,124	\$14,699
Site Wide	New (6) Tether Ball Post and Striping	\$1,918	\$2,455	\$2,750
Site Wide	New AC Paving	\$274,200	\$350,976	\$393,093
Site Wide	New Amphitheater	\$336,600	\$430,848	\$482,550
Site Wide	New Concrete Pavement	\$36,000	\$46,080	\$51,610
Building 300 - Kindergarten	New Kindergarten Classroom	\$1,461,600	\$1,870,848	\$2,095,350
Site Wide	New play surface & Equipment - Play Structure	\$59,652	\$76,355	\$85,517
Site Wide	New play surface & Equipment - Play surface	\$8,640	\$11,059	\$12,386
Site Wide	New security fencing and gate	\$7,719	\$9,880	\$11,066
Site Wide	New Shade Structures	\$389,475	\$498,528	\$558,351
Building 600A/B - Classrooms	Reconfigured ADA Restroom	\$597,120	\$764,314	\$856,031

John F. Kennedy Elementary School

45-100 CLINTON STREET | INDIO, CA 92201

SCHOOL DATA

MASCOT

Home of the Coyotes

MISSION

The vision at Kennedy Elementary School is to prepare and motivate our students for a rapidly changing world through collective efficacy, instilling in all students skills needed to be successful. Using common language and Professional Learning Community support students will display our core values of perseverance, responsibility, and respect for all. Kennedy Elementary staff will create opportunities for success for all students today to support their achievement tomorrow.

DESCRIPTION

John F. Kennedy Math & Science Magnet School is located in the northwestern region of Indio and serves students in grades transitional kindergarten through five.

SITE STATISTICS

Original Construction Date	1962
CDS Code	33 67058 6031975
Site Size	9.9 acres
Total Square footage	49,465
2021-22 Enrollment	436
Permanent Classrooms	29
Portable Classrooms	0

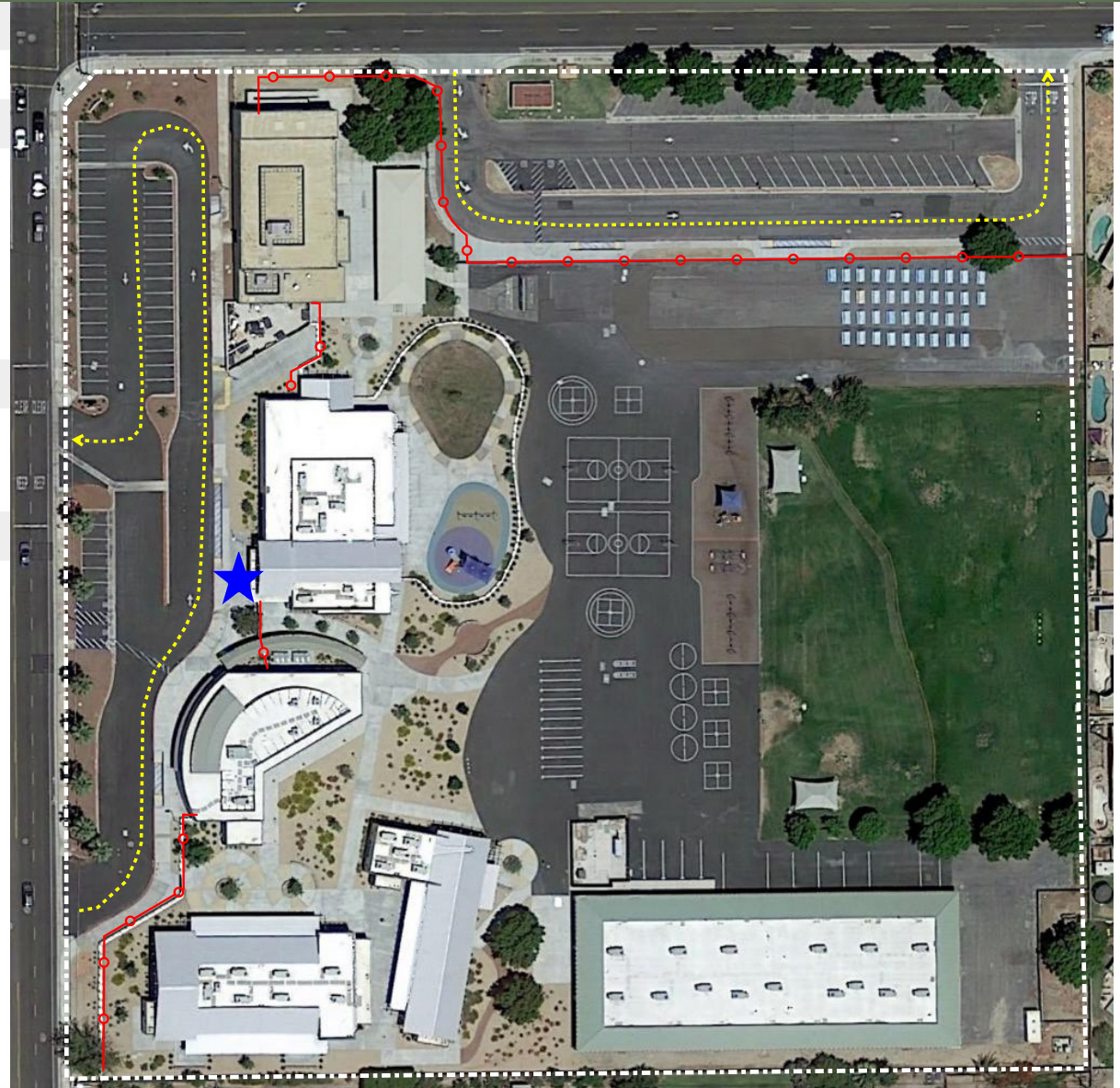
LEGEND

□ □ □ □ PROPERTY LINE

○ ○ ○ ○ FENCE

— — — — CIRCULATION

★ ENTRANCE



John F. Kennedy Elementary School

45-100 CLINTON STREET | INDIO, CA 92201

EXISTING

LEGEND

- CERTIFIED
- UNCERTIFIED
- OPEN / ACTIVE
- N / A



John F. Kennedy Elementary School

45-100 CLINTON STREET | INDIO, CA 92201

SITE PLAN

SITE WORK

1. NEW CONCRETE PAVEMENT
2. NEW LANDSCAPE
3. NEW SECURITY FENCING
4. NEW TRASH ENCLOSURE
5. NEW MARQUEE SIGNAGE
6. NEW ASPHALT SLURRY SEAL & STRIPING
7. NEW (4) BASKETBALL COURTS
8. NEW OUTDOOR LEARNING SPACE

NEW CONSTRUCTION

9. NEW SHADE SHELTER
10. NEW FOOD SERVICE EXPANSION

MAJOR RECONFIGURATION

11. CONVERTED INNOVATION/STEM LAB
12. CONVERTED MAKERSPACE
13. RECONFIGURED FOOD SERVICE SPEED LINES
14. RECONFIGURED SERVICE YARD

MODERNIZATION

15. INTERIOR FINISH UPGRADES

LEGEND

- NEW CONSTRUCTION
- MODERNIZATION
- MAJOR RECONFIGURATION
- NEW LANDSCAPING
- NEW CONCRETE
- NEW AC PAVING



		CONSTRUCTION +CONTINGENCY	SOFT COSTS	(2024) ESCALATION
JOHN F KENNEDY ELEMENTARY SCHOOL		\$13,670,100	\$17,497,728	\$19,597,455
PRIORITY 2		\$2,499,122	\$3,198,876	\$3,582,741
Site Wide	Asphalt Slurry and Seal	\$492,000	\$629,760	\$705,331
Library	Converted innovation / STEM lab	\$469,260	\$600,653	\$672,731
Building D- Classrooms	Converted maker space	\$409,536	\$524,206	\$587,111
Site Wide	New (4) Basketball Courts	\$17,117	\$21,910	\$24,539
Site Wide	Playgrounds and Fields	\$504,680	\$645,990	\$723,509
Multi-Purpose	Plumbing	\$19,200	\$24,576	\$27,525
Site Wide	Shade Structures	\$587,329	\$751,781	\$841,995
PRIORITY 3		\$11,170,978	\$14,298,852	\$16,014,714
Building A- Kindergarten and Admin	Exterior finish upgrades	\$811,723	\$1,039,005	\$1,163,686
Building A- Kindergarten and Admin	Interior finish upgrades	\$8,402,828	\$10,755,620	\$12,046,294
Site Wide	New Amphitheater	\$332,640	\$425,779	\$476,873
Site Wide	New Concrete Paving	\$7,200	\$9,216	\$10,322
Multi-Purpose	New Kitchen Expansion	\$652,905	\$835,718	\$936,005
Multi-Purpose	New Kitchen Expansion Related Site Work	\$834,533	\$1,068,202	\$1,196,387
Site Wide	New Landscape	\$9,690	\$12,403	\$13,892
Site Wide	New Marquee Signage	\$69,900	\$89,472	\$100,209
Site Wide	New Security Fencing	\$19,296	\$24,699	\$27,663
Site Wide	New trash enclosure - fence/ gate	\$4,631	\$5,928	\$6,639
Site Wide	New trash enclosure - wall	\$25,632	\$32,809	\$36,746

Lyndon B. Johnson Elementary School

44-640 CLINTON STREET | INDIO, CA 92201

SCHOOL DATA

MASCOT

Home of the Longhorns

MISSION

If we teach compassion, truth, communication and open mindedness, then we will create a safe environment which will result in respectful, independent and productive citizens.

DESCRIPTION

Lyndon B. Johnson Elementary School is located in the central region of Indio and serves students in grades transitional kindergarten through five.

SITE STATISTICS

Original Construction Date	1999
CDS Code	33 67058 6116636
Site Size	10 acres
Total Square footage	62,552
2021-22 Enrollment	525
Permanent Classrooms	26
Portable Classrooms	9

LEGEND

□ □ □ □ PROPERTY LINE

○ ○ ○ ○ FENCE

— — — — CIRCULATION

★ ENTRANCE



Lyndon B. Johnson Elementary School

44-640 CLINTON STREET | INDIO, CA 92201

EXISTING



LEGEND

-  CERTIFIED
-  UNCERTIFIED
-  OPEN / ACTIVE
-  N / A



Lyndon B. Johnson Elementary School

44-640 CLINTON STREET | INDIO, CA 92201

SITE PLAN

SITE WORK

1. NEW CONCRETE PAVEMENT
2. NEW LANDSCAPE
3. NEW PARKING LOT & STUDENT DROP-OFF
4. NEW SECURITY FENCING & GATE
5. NEW (5) EV CHARGING STATIONS

NEW CONSTRUCTION

6. NEW SHADE SHELTER
7. EXISTING OUTDOOR LEARNING SPACE WITH NEW SHADE STRUCTURES
8. NEW LUNCH SHELTER EXPANSION
9. NEW ENCLOSED STORAGE ROOM

MAJOR RECONFIGURATION

10. RECONFIGURED NURSE OFFICE & RESTROOM
11. CONVERTED PARENT CENTER ALCOVE
12. CONVERTED INNOVATION/STEM LAB
13. CONVERTED MAKERSPACE
14. CONVERTED KINDERGARTEN CLASSROOM
15. CONVERTED COLLABORATION SPACE
16. RECONFIGURED ADA RESTROOMS

MODERNIZATION

17. EXTERIOR & INTERIOR FINISH UPGRADES
18. HVAC SYSTEM UPGRADES
19. MPR SOUND SYSTEM UPGRADES

LEGEND

- NEW CONSTRUCTION
- MODERNIZATION
- MAJOR RECONFIGURATION
- NEW LANDSCAPING
- NEW CONCRETE
- NEW AC PAVING



		CONSTRUCTION +CONTINGENCY	SOFT COSTS	(2024) ESCALATION
LYNDON B. JOHNSON ELEMENTARY SCHOOL		\$25,006,441	\$32,008,244	\$35,849,234
PRIORITY 1		\$4,234,658	\$5,420,362	\$6,070,806
Bldg 300 - Classrooms	Converted kindergarten classroom (review building location)	\$1,794,726	\$2,297,249	\$2,572,919
Site Wide	New lunch shelter addition	\$575,920	\$737,178	\$825,639
Site Wide	New security fencing	\$23,155	\$29,638	\$33,195
Site Wide	New shade shelters	\$319,370	\$408,794	\$457,849
Bldg 100 - Administration	Plumbing	\$123,168	\$157,655	\$176,574
Bldg 700 - MPR/Library	Reconfigured ADA restrooms	\$532,432	\$681,513	\$763,295
Bldg 100 - Administration	Reconfigured nurse office and restroom	\$86,937	\$111,279	\$124,633
Site Wide	Shade shelter at amphitheater	\$778,950	\$997,056	\$1,116,703
PRIORITY 2		\$19,553,519	\$25,028,504	\$28,031,925
Bldg 300 - Classrooms	Converted collaboration space	\$3,736,463	\$4,782,673	\$5,356,593
Bldg 700 - MPR/Library	Converted innovation space	\$298,620	\$382,234	\$428,102
Bldg 300 - Classrooms	Converted maker space (review building location)	\$409,536	\$524,206	\$587,111
Bldg 100 - Administration	Exterior minor modernization	\$3,450,942	\$4,417,206	\$4,947,270
Site Wide	HVAC system upgrades	\$5,514,145	\$7,058,106	\$7,905,078
Bldg 100 - Administration	Interior minor modernization	\$6,089,690	\$7,794,803	\$8,730,180
Bldg 700 - MPR/Library	MPR sound system upgrades	\$11,433	\$14,634	\$16,390
Site Wide	New landscape	\$42,690	\$54,643	\$61,200
PRIORITY 3		\$1,218,264	\$1,559,378	\$1,746,503
Site Wide	Electric vehicle charging station	\$26,000	\$33,280	\$37,274
Site Wide	New concrete pavement	\$51,290	\$65,651	\$73,529
Site Wide	New enclosed storage room	\$160,953	\$206,020	\$230,742
Site Wide	New student drop-off - paving	\$980,021	\$1,254,427	\$1,404,958

Martin Van Buren Elementary School

47-733 VAN BUREN STREET | INDIO, CA 92201

SCHOOL DATA

MASCOT

Home of the Bulldogs

MISSION

All Students Learning, Whatever It Takes!

DESCRIPTION

Martin Van Buren Elementary School is located in the southeastern region of Indio and serves students in grades transitional kindergarten through five.

SITE STATISTICS

Original Construction Date	1950
CDS Code	33 67058 6031983
Site Size	9.91 acres
Total Square footage	61,510
2021-22 Enrollment	537
Permanent Classrooms	32
Portable Classrooms	0

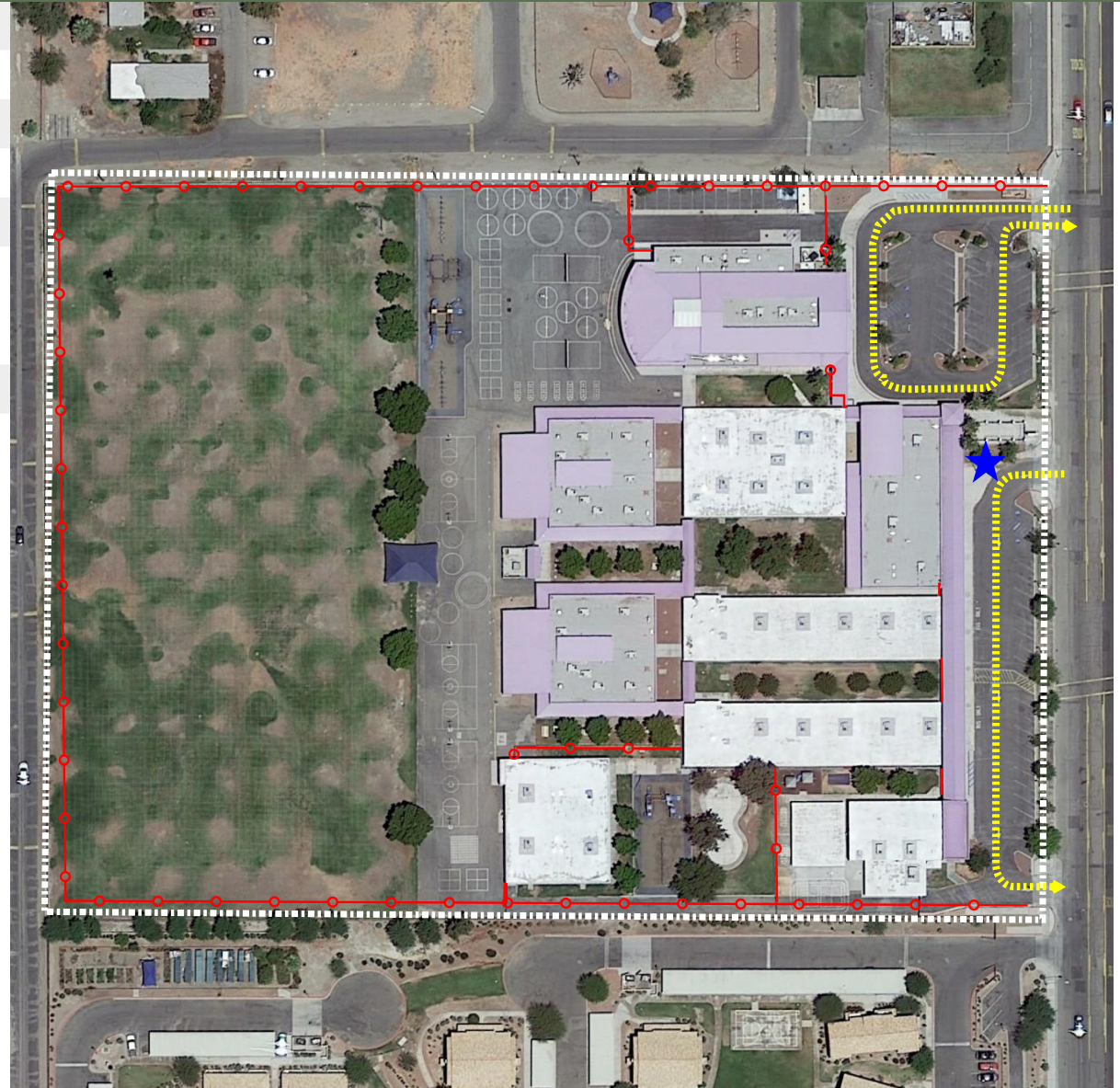
LEGEND

□ □ □ □ PROPERTY LINE

○ ○ ○ ○ FENCE

▬▬▬ CIRCULATION

★ ENTRANCE



Martin Van Buren Elementary School

47-733 VAN BUREN STREET | INDIO, CA 92201

EXISTING



LEGEND

- CERTIFIED
- UNCERTIFIED
- OPEN / ACTIVE
- N / A



Martin Van Buren Elementary School

47-733 VAN BUREN STREET | INDIO, CA 92201

SITE PLAN

SITE WORK

1. NEW CONCRETE PAVEMENT
2. NEW LANDSCAPE
3. NEW STAFF PARKING LOT EXPANSION
4. NEW SECURITY FENCING & GATE
5. NEW (1) EV CHARGING STATION

NEW CONSTRUCTION

6. NEW SHADE SHELTER

MAJOR RECONFIGURATION

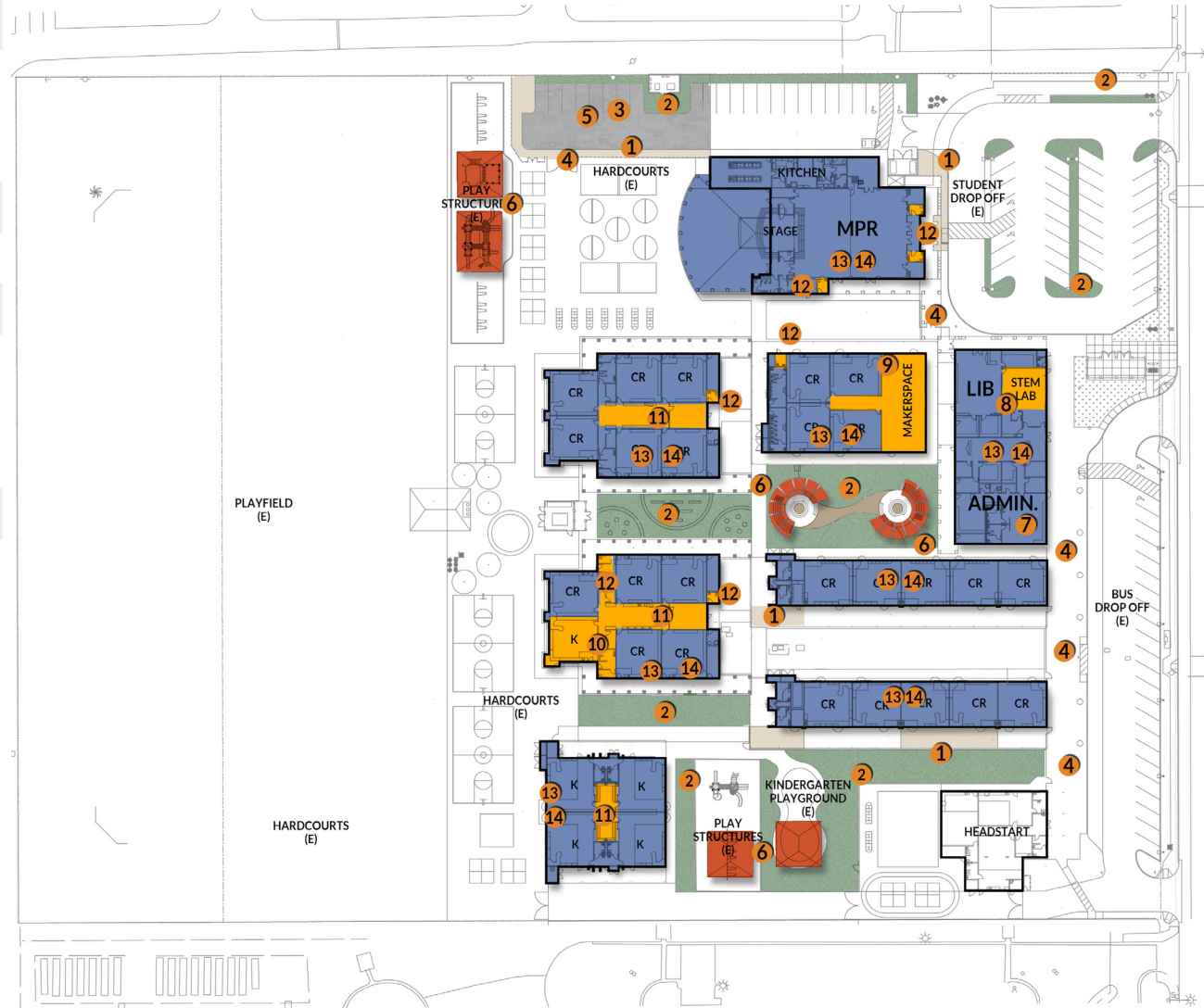
7. CONVERTED PARENT CENTER
8. CONVERTED INNOVATION/STEM LAB
9. CONVERTED MAKERSPACE
10. CONVERTED KINDERGARTEN CLASSROOM
11. CONVERTED COLLABORATION SPACE
12. RECONFIGURED ADA RESTROOMS

MODERNIZATION

13. EXTERIOR & INTERIOR FINISH UPGRADES
14. HVAC SYSTEM UPGRADES

LEGEND

- NEW CONSTRUCTION
- MODERNIZATION
- MAJOR RECONFIGURATION
- NEW LANDSCAPING
- NEW CONCRETE
- NEW AC PAVING



		CONSTRUCTION +CONTINGENCY	SOFT COSTS	(2024) ESCALATION
MARTIN VAN BUREN ELEMENTARY SCHOOL		\$18,461,438	\$23,630,641	\$26,466,318
PRIORITY 1		\$16,738,174	\$21,424,863	\$23,995,846
Building 300 - Classrooms	Converted collaboration space (review building location)	\$485,874	\$621,919	\$696,549
Building 400 - Classrooms	Converted kindergarten classroom - exterior	\$368,835	\$472,109	\$528,762
Building 400 - Classrooms	Converted kindergarten classroom - interior	\$250,763	\$320,977	\$359,494
Building 100 - Admin/Library	Exterior minor modernization	\$3,632,785	\$4,649,965	\$5,207,961
Site	HVAC system upgrades	\$4,965,088	\$6,355,313	\$7,117,950
Building 100 - Admin/Library	Interior minor modernization	\$6,410,577	\$8,205,539	\$9,190,203
Site	New hi/low chilled drinking fountain with bottle filler	\$11,747	\$15,036	\$16,840
Site	New staff parking lot expansion - asphalt	\$84,325	\$107,936	\$120,888
Site	New staff parking lot expansion - site work	\$51,405	\$65,798	\$73,694
Site	New staff parking lot expansion - striping	\$17,877	\$22,883	\$25,628
Building 500 - Classrooms	Plumbing	\$83,880	\$107,366	\$120,250
Building 200 - MPR	Reconfigured ADA restroom	\$373,200	\$477,696	\$535,020
Site	Shade shelters	\$1,818	\$2,327	\$2,606
PRIORITY 2		\$1,108,920	\$1,419,418	\$1,589,748
Building 100 - Admin/Library	Converted innovation / STEM lab	\$182,585	\$233,709	\$261,754
Building 300 - Classrooms	Converted maker space (review building location)	\$417,855	\$534,854	\$599,037
Building 200 - MPR	HVAC - Mechanical Systems	\$203,400	\$260,352	\$291,594
Site	Playgrounds and Fields	\$244,000	\$312,320	\$349,798
Building 300 - Classrooms	Plumbing	\$13,080	\$16,742	\$18,751
Building 100 - Admin/Library	Structural Repairs	\$48,000	\$61,440	\$68,813
PRIORITY 3		\$614,344	\$786,360	\$880,724
Building 100 - Admin/Library	Converted parent center	\$48,298	\$61,821	\$69,240

		CONSTRUCTION +CONTINGENCY	SOFT COSTS	(2024) ESCALATION
Site	Electric vehicle charging station	\$26,000	\$33,280	\$37,274
Building 100 - Admin/Library	HVAC - Mechanical Systems	\$348,600	\$446,208	\$499,753
Site	New concrete paving	\$26,890	\$34,419	\$38,550
Site	New concrete seat wall	\$11,962	\$15,311	\$17,149
Site	New landscape	\$94,284	\$120,684	\$135,166
Site	New security fencing and gate	\$46,310	\$59,277	\$66,390
Building 200 - MPR	Plumbing	\$12,000	\$15,360	\$17,203

Richard R. Oliphant Elementary School

41-633 GORE STREET | INDIO, CA 92203

SCHOOL DATA

MASCOT

Home of the Owls

MISSION

ALL students will become confident creative builders of their future.

DESCRIPTION

Richard R. Oliphant Elementary School is located in the central region of Indio and serves students in grades transitional kindergarten through five.

SITE STATISTICS

Original Construction Date	2018
CDS Code	33 67058 0136770
Site Size	11 acres
Total Square footage	57,545
2021-22 Enrollment	614
Permanent Classrooms	24
Portable Classrooms	2

LEGEND

□ □ □ □ PROPERTY LINE

○ ○ ○ ○ FENCE

▬▬▬ CIRCULATION

★ ENTRANCE



Richard R. Oliphant Elementary School

41-633 GORE STREET | INDIO, CA 92203

EXISTING



LEGEND

- CERTIFIED
- UNCERTIFIED
- OPEN / ACTIVE
- N / A



Richard R. Oliphant Elementary School

41-633 GORE STREET | INDIO, CA 92203

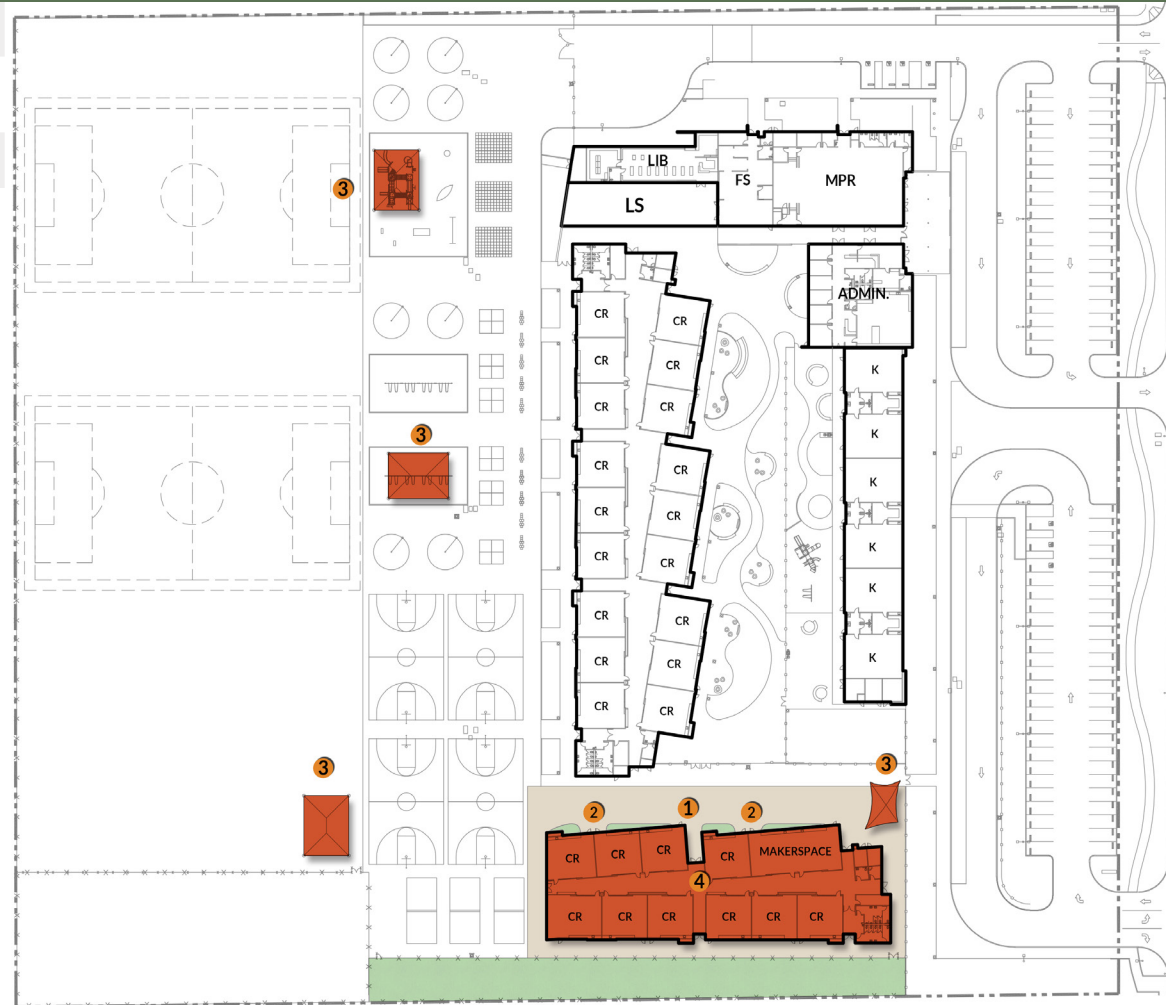
SITE PLAN

SITE WORK

1. NEW CONCRETE PAVEMENT
2. NEW LANDSCAPE

NEW CONSTRUCTION

3. NEW SHADE SHELTER
4. NEW 8-CLASSROOM BUILDING WITH MAKERSPACE, SDC, & INNOVATION/ STEM LAB



LEGEND

- NEW CONSTRUCTION
- MODERNIZATION
- MAJOR RECONFIGURATION
- NEW LANDSCAPING
- NEW CONCRETE
- NEW AC PAVING



		CONSTRUCTION +CONTINGENCY	SOFT COSTS	(2024) ESCALATION
RICHARD R. OLIPHANT ELEMENTARY		\$9,970,900	\$12,762,752	\$14,294,282
PRIORITY 2		\$9,909,900	\$12,684,672	\$14,206,833
Site	New 8 Classroom Building with Maker Space, SDC, Innovation / STEM Lab	\$8,352,000	\$10,690,560	\$11,973,427
Site	New Shade Shelter	\$1,557,900	\$1,994,112	\$2,233,405
PRIORITY 4		\$61,000	\$78,080	\$87,450
Site	New Concrete Pavement	\$16,000	\$20,480	\$22,938
Site	New Landscape	\$45,000	\$57,600	\$64,512

Ronald Reagan Elementary School

38-900 LIBERTY DRIVE | PALM DESERT, CA 92211

SCHOOL DATA

MASCOT

Home of the Eagles

MISSION

The mission of Ronald Reagan Elementary School is to explicitly teach, model, and celebrate positive social, emotional, behavioral, and academic expectations in a safe nurturing environment where ALL students are Respectful, Responsible, Resilient, Risk-Takers achieving at high levels becoming lifelong learners.

DESCRIPTION

Ronald Reagan Elementary School is located in the northeastern region of Palm Desert and serves students in grades transitional kindergarten through five.

SITE STATISTICS

Original Construction Date	2003
CDS Code	33 67058 0110791
Site Size	12.2 acres
Total Square footage	72,712
2021-22 Enrollment	801
Permanent Classrooms	34
Portable Classrooms	6

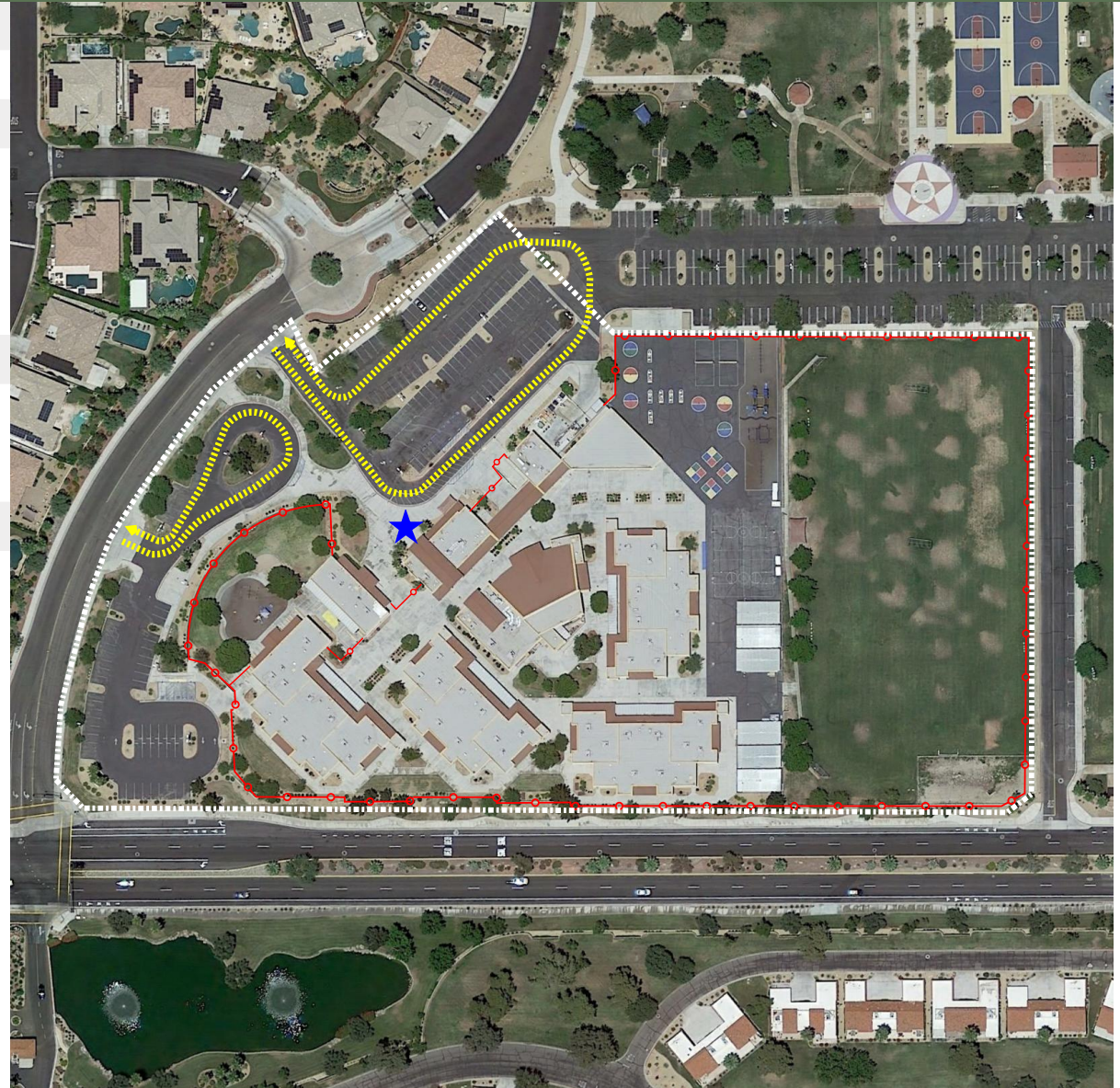
LEGEND

□ □ □ □ PROPERTY LINE

○ ○ ○ ○ FENCE

■ ■ ■ ■ CIRCULATION

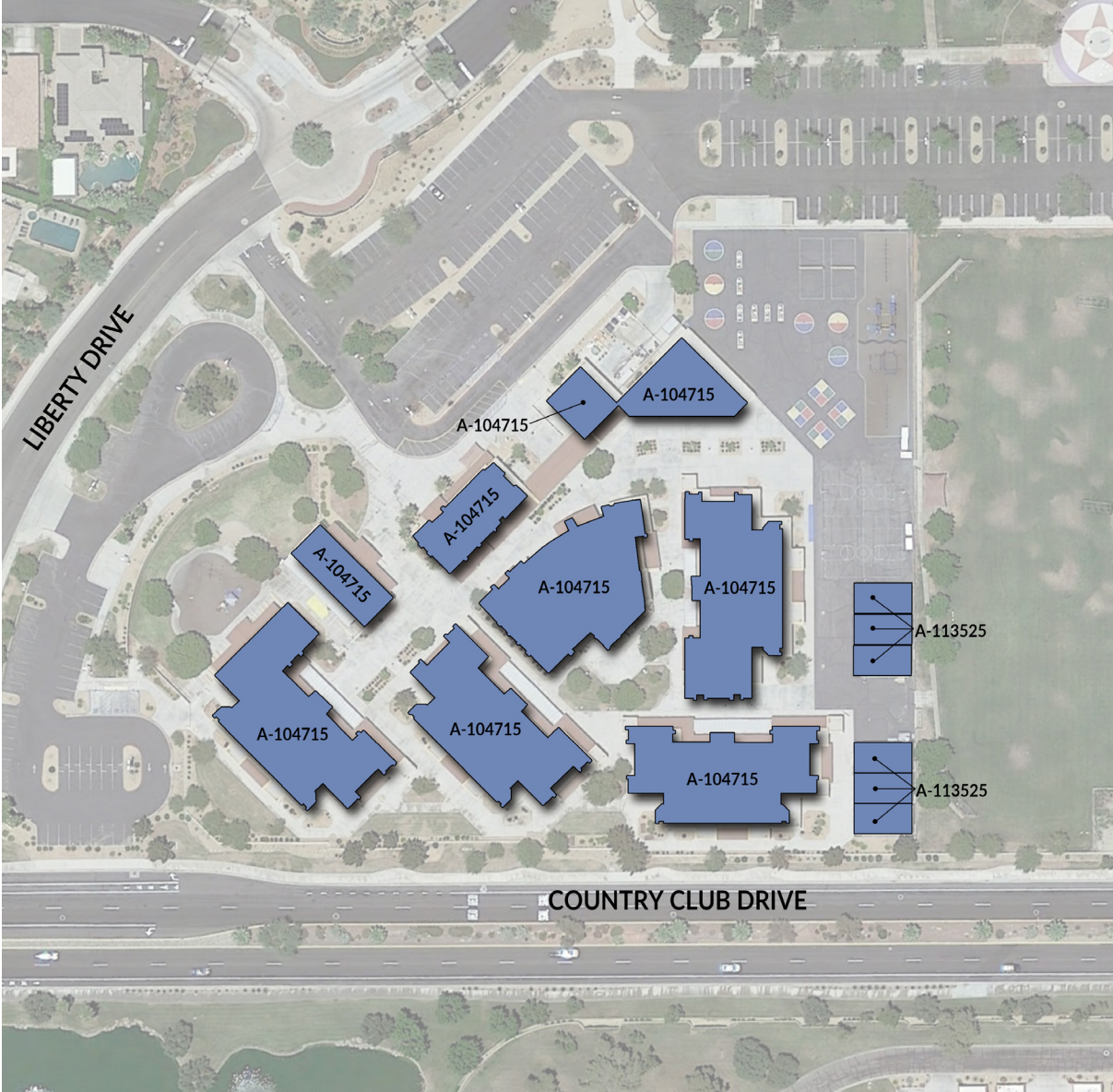
★ ENTRANCE



Ronald Reagan Elementary School

38-900 LIBERTY DRIVE | PALM DESERT, CA 92211

EXISTING



LEGEND

- CERTIFIED
- UNCERTIFIED
- OPEN / ACTIVE
- N / A



Ronald Reagan Elementary School

38-900 LIBERTY DRIVE | PALM DESERT, CA 92211

SITE PLAN

SITE WORK

1. NEW CONCRETE PAVEMENT
2. NEW ASPHALT SLURRY SEAL & STRIPING
3. NEW PARKING EXIT
4. NEW DELINEATORS TO PREVENT LEFT HAND TURNS
5. NEW LANDSCAPE
6. NEW SECURITY FENCING & GATE
7. NEW RETAINING WALL
8. NEW (7) 12' POLE LIGHTS
9. NEW MARQUEE SIGN
10. NEW (1) BASKETBALL COURT
11. NEW OUTDOOR LEARNING SPACE

NEW CONSTRUCTION

12. NEW NEW SOLAR PANEL
13. NEW SHADE SHELTER
14. NEW LUNCH SHELTER EXPANSION
15. REPLACE (6) PORTABLES WITH
NEW TWO-STORY CLASSROOM BUILDING
16. NEW ENCLOSED STORAGE ROOM

MAJOR RECONFIGURATION

17. CONVERTED INNOVATION/STEM LAB
18. CONVERTED MAKERSPACE
19. CONVERTED KINDERGARTEN CLASSROOM
20. CONVERTED COLLABORATION SPACE
21. RECONFIGURED ADA RESTROOMS

MODERNIZATION

22. EXTERIOR & INTERIOR FINISH UPGRADES



LEGEND

- NEW CONSTRUCTION
- MODERNIZATION
- MAJOR RECONFIGURATION
- NEW LANDSCAPING
- NEW CONCRETE
- NEW AC PAVING



		CONSTRUCTION +CONTINGENCY	SOFT COSTS	(2024) ESCALATION
RONALD REAGAN ELEMENTARY SCHOOL		\$26,085,979	\$33,390,053	\$37,396,859
PRIORITY 1		\$23,542,740	\$30,134,707	\$33,750,872
Building 1 - Classrooms	Converted collaboration space	\$947,481	\$1,212,776	\$1,358,309
Building 3 - Classrooms	Converted kindergarten classroom - exterior	\$1,292,733	\$1,654,698	\$1,853,262
Building 3 - Classrooms	Converted kindergarten classroom - interior	\$878,899	\$1,124,991	\$1,259,990
Buidling 4 - Kindergarten	Exterior minor modernization	\$3,710,803	\$4,749,828	\$5,319,807
Site Wide	Exterior pole lighting	\$38,500	\$49,280	\$55,194
Buidling 4 - Kindergarten	Interior minor modernization	\$6,548,252	\$8,381,763	\$9,387,574
Site Wide	Lunch shelter expansion	\$552,884	\$707,692	\$792,615
Site Wide	New asphalt surface seal	\$2,069,303	\$2,648,708	\$2,966,553
Site Wide	New asphalt surface striping	\$334,370	\$427,994	\$479,353
Site Wide	New basketball court	\$4,280	\$5,478	\$6,136
Site Wide	New marquee sign	\$69,900	\$89,472	\$100,209
Building 7 - MPR/Library	Reconfigured ADA restroom	\$679,224	\$869,407	\$973,736
Relo CR 6	Replace portables with new two-story classroom building - New construction classroom building, building shell	\$4,921,124	\$6,299,039	\$7,054,923
Relo CR 1	Replace portables with new two-story classroom building - portable removal	\$150,000	\$192,000	\$215,040
Site Wide	Shade shelters	\$1,344,987	\$1,721,583	\$1,928,173
PRIORITY 2		\$1,483,512	\$1,898,895	\$2,126,763
Site Wide	AC Paving	\$707,400	\$905,472	\$1,014,129
Building 7 - MPR/Library	Converted innovation / STEM lab	\$238,470	\$305,242	\$341,871
Building 3 - Classrooms	Converted maker space (review building location)	\$413,802	\$529,667	\$593,227
Building 1 - Classrooms	Plumbing	\$111,840	\$143,155	\$160,334
Building 9 - Classroom/Kindergarten	Structural Repairs	\$12,000	\$15,360	\$17,203

		CONSTRUCTION +CONTINGENCY	SOFT COSTS	(2024) ESCALATION
PRIORITY	3	\$1,059,727	\$1,356,451	\$1,519,225
Site Wide	New concrete paving	\$26,650	\$34,112	\$38,205
Site Wide	New delineators to prevent left hand turns and improve drop-off flow	\$300	\$384	\$430
Site Wide	New landscape	\$37,068	\$47,447	\$53,141
Site Wide	New parking exit	\$26,025	\$33,312	\$37,309
Site Wide	New retaining wall	\$111,243	\$142,391	\$159,478
Site Wide	New security fencing and gate	\$108,441	\$138,804	\$155,461
Site Wide	New solar panel	\$750,000	\$960,000	\$1,075,200

Theodore Roosevelt Elementary School

83-200 DR. CARREON BLVD. | INDIO, CA 92201

SCHOOL DATA

MASCOT

Home of the Rams

MISSION

We are dedicated to providing a safe and rich learning environment for all students. Our school community, which consists of parents, students, and educators working collaboratively to meet the needs of each child. We are committed to preparing every student to be a contributing member of our global society.

DESCRIPTION

Theodore Roosevelt Elementary School is located in the southwestern region of Indio and serves students in grades transitional kindergarten through five.

SITE STATISTICS

Original Construction Date	1965
CDS Code	33 67058 6032007
Site Size	10.3 acres
Total Square footage	59,804
2021-22 Enrollment	460
Permanent Classrooms	31
Portable Classrooms	0

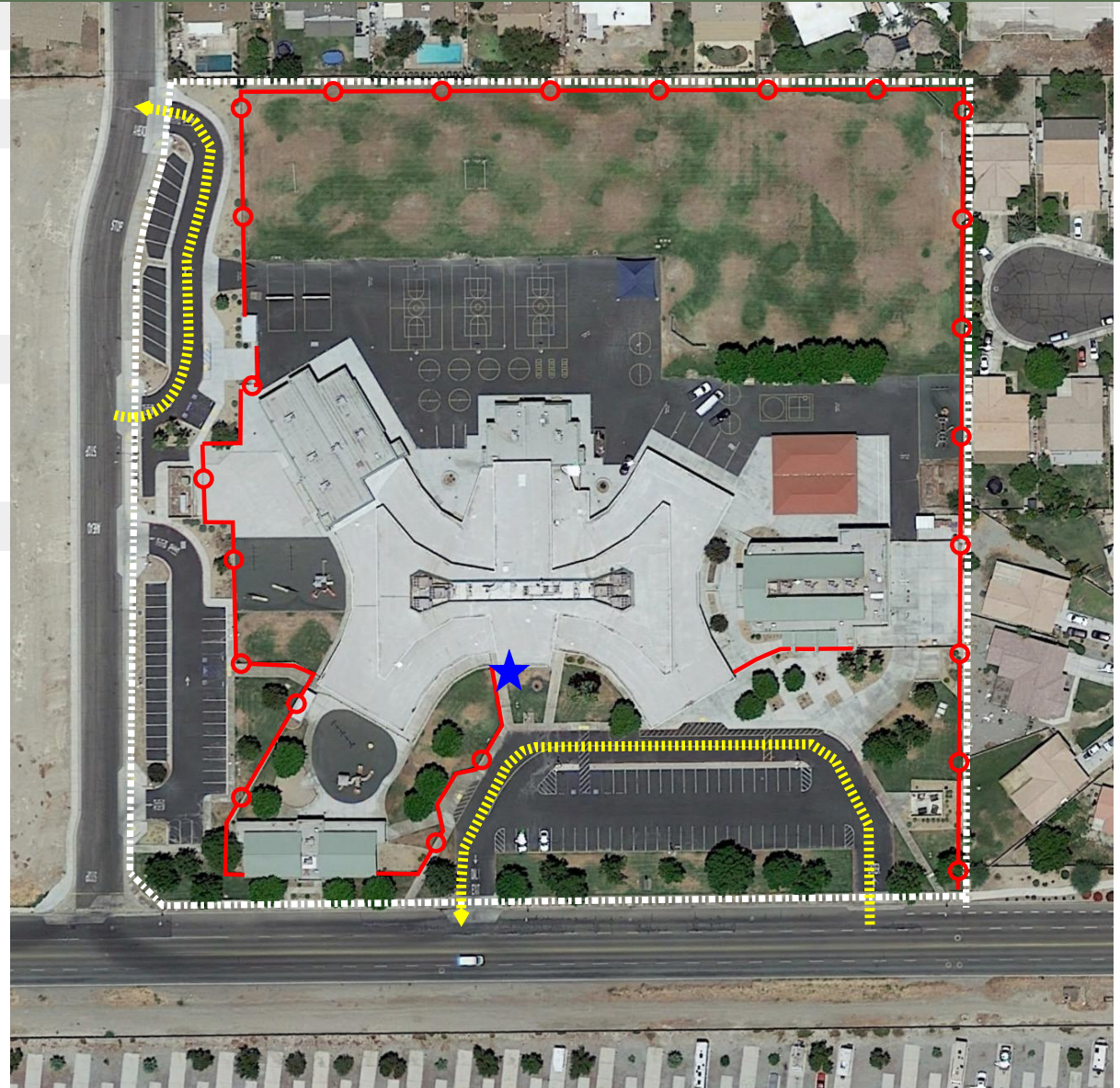
LEGEND

□ □ □ □ PROPERTY LINE

○ ○ ○ ○ FENCE

▬▬▬ CIRCULATION

★ ENTRANCE



Theodore Roosevelt Elementary School

83-200 DR. CARREON BLVD. | INDIO, CA 92201

EXISTING



LEGEND

- CERTIFIED
- UNCERTIFIED
- OPEN / ACTIVE
- N / A



Theodore Roosevelt Elementary School

83-200 DR. CARREON BLVD. | INDIO, CA 92201

SITE PLAN

SITE WORK

- 1. NEW CONCRETE PAVEMENT
- 2. NEW LANDSCAPE
- 3. NEW CHAIN LINK SECURITY FENCING & GATE
- 4. NEW MARQUEE SIGN
- 5. RECONDITIONED PLAY FIELD

NEW CONSTRUCTION

- 6. NEW SHADE SHELTER
- 7. NEW LIBRARY EXPANSION WITH INNOVATION / STEM LAB

MAJOR RECONFIGURATION

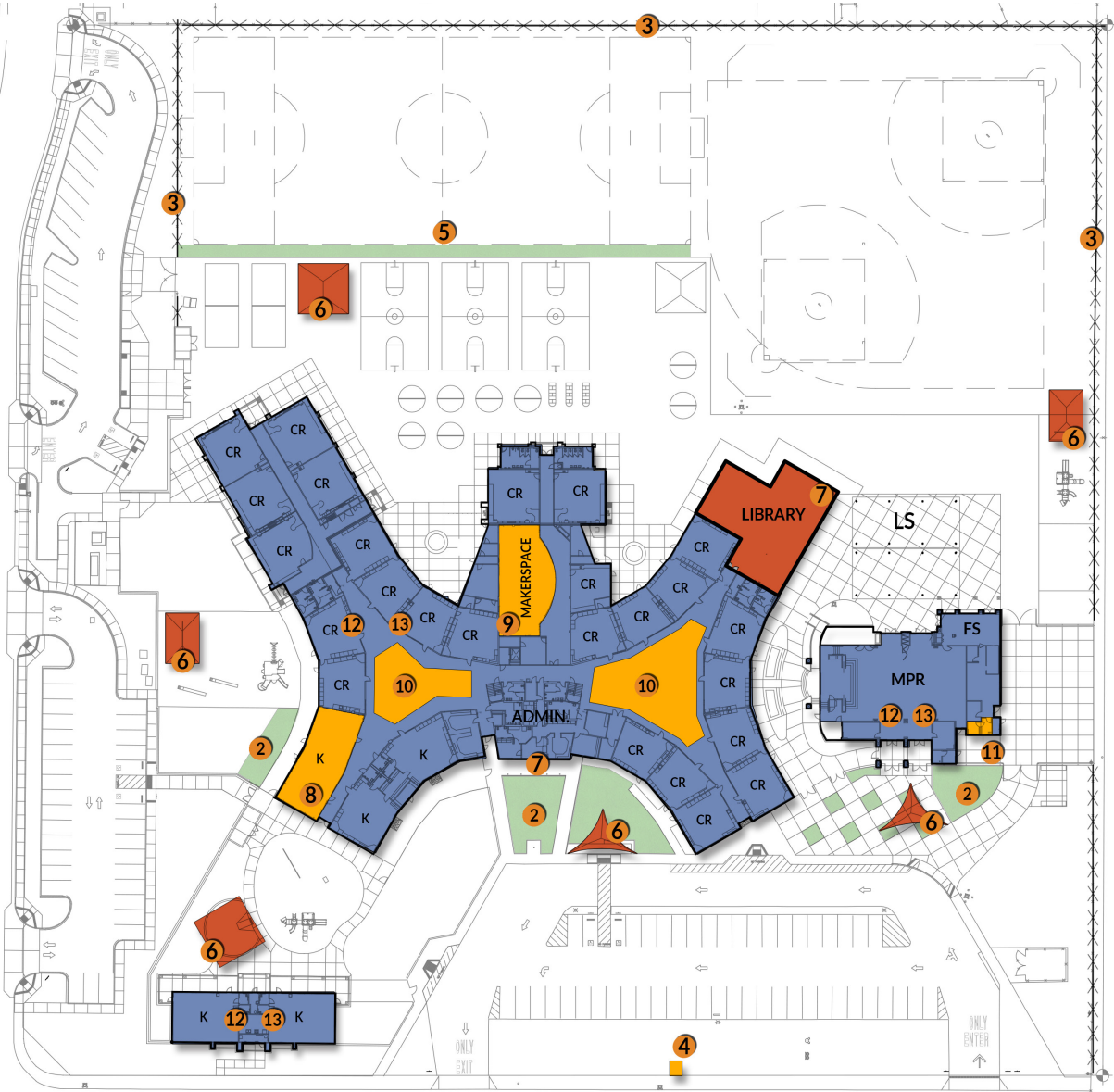
- 8. RECONFIGURED KINDERGARTEN
- 9. CONVERTED MAKERSPACE
- 10. CONVERTED COLLABORATION SPACE
- 11. RECONFIGURED ADA RESTROOMS

MODERNIZATION

- 12. EXTERIOR & INTERIOR FINISH UPGRADES
- 13. HVAC SYSTEM UPGRADES

LEGEND

- NEW CONSTRUCTION
- MODERNIZATION
- MAJOR RECONFIGURATION
- NEW LANDSCAPING
- NEW CONCRETE
- NEW AC PAVING



		CONSTRUCTION +CONTINGENCY	SOFT COSTS	(2024) ESCALATION
THEODORE ROOSEVELT ELEMENTARY SCHOOL		\$14,885,121	\$19,052,955	\$21,339,309
PRIORITY 1		\$10,756,418	\$13,768,215	\$15,420,401
Building A (2&3) - CR/Admin/Library	Converted kindergarten classroom - exterior (review building location)	\$463,760	\$593,613	\$664,846
Building A (2&3) - CR/Admin/Library	Converted kindergarten classroom - interior (review building location)	\$315,300	\$403,584	\$452,014
Building 1 - Kindergarten	Exterior minor modernization	\$9,764,801	\$12,498,945	\$13,998,819
Site Wide	New hi/low chilled drinking fountain with bottle filler (5)	\$58,735	\$75,181	\$84,202
Site Wide	New marquee sign	\$69,900	\$89,472	\$100,209
Building A (2&3) - CR/Admin/Library	Reconfigured ADA restroom	\$82,104	\$105,093	\$117,704
Site Wide	Shade shelters	\$1,818	\$2,327	\$2,606
PRIORITY 2		\$1,523,289	\$1,949,810	\$2,183,787
Building A (2&3) - CR/Admin/Library	Converted collaboration sapce	\$530,691	\$679,284	\$760,799
Building A (2&3) - CR/Admin/Library	Converted maker space	\$409,963	\$524,753	\$587,723
Building A (2&3) - CR/Admin/Library	Expansion of library/STEM with classroom addition	\$533,250	\$682,560	\$764,467
Building A (2&3) - CR/Admin/Library	Plumbing	\$49,385	\$63,213	\$70,798
PRIORITY 3		\$2,605,414	\$3,334,930	\$3,735,122
Site Wide	AC Paving	\$262,080	\$335,462	\$375,718
Building A (2&3) - CR/Admin/Library	Building Envelope	\$45,406	\$58,120	\$65,094
Building A (2&3) - CR/Admin/Library	Converted parent center	\$48,298	\$61,821	\$69,240
Building 1 - Kindergarten	Electrical	\$17,871	\$22,875	\$25,620
Building 1 - Kindergarten	Electrical Deferred Maintenance	\$7,200	\$9,216	\$10,322
Building A (2&3) - CR/Admin/Library	HVAC - Mechanical Systems	\$399,600	\$511,488	\$572,867
Site Wide	New landscape	\$25,590	\$32,755	\$36,686
Site Wide	New security fencing and gate	\$345,369	\$442,072	\$495,121

Colonel Mitchell Paige Middle School

43-495 PALM ROYALE DRIVE | LA QUINTA, CA 92253

SCHOOL DATA

MASCOT

Home of the Patriots

DESCRIPTION

Colonel Mitchell Paige Middle School is located in the northwestern region of La Quinta and serves students in grades six through eight.

SITE STATISTICS

Original Construction Date	2006
CDS Code	33 67058 0111021
Site Size	22.7 acres
Total Square footage	110,762
2021-22 Enrollment	520
Permanent Classrooms	46
Portable Classrooms	0

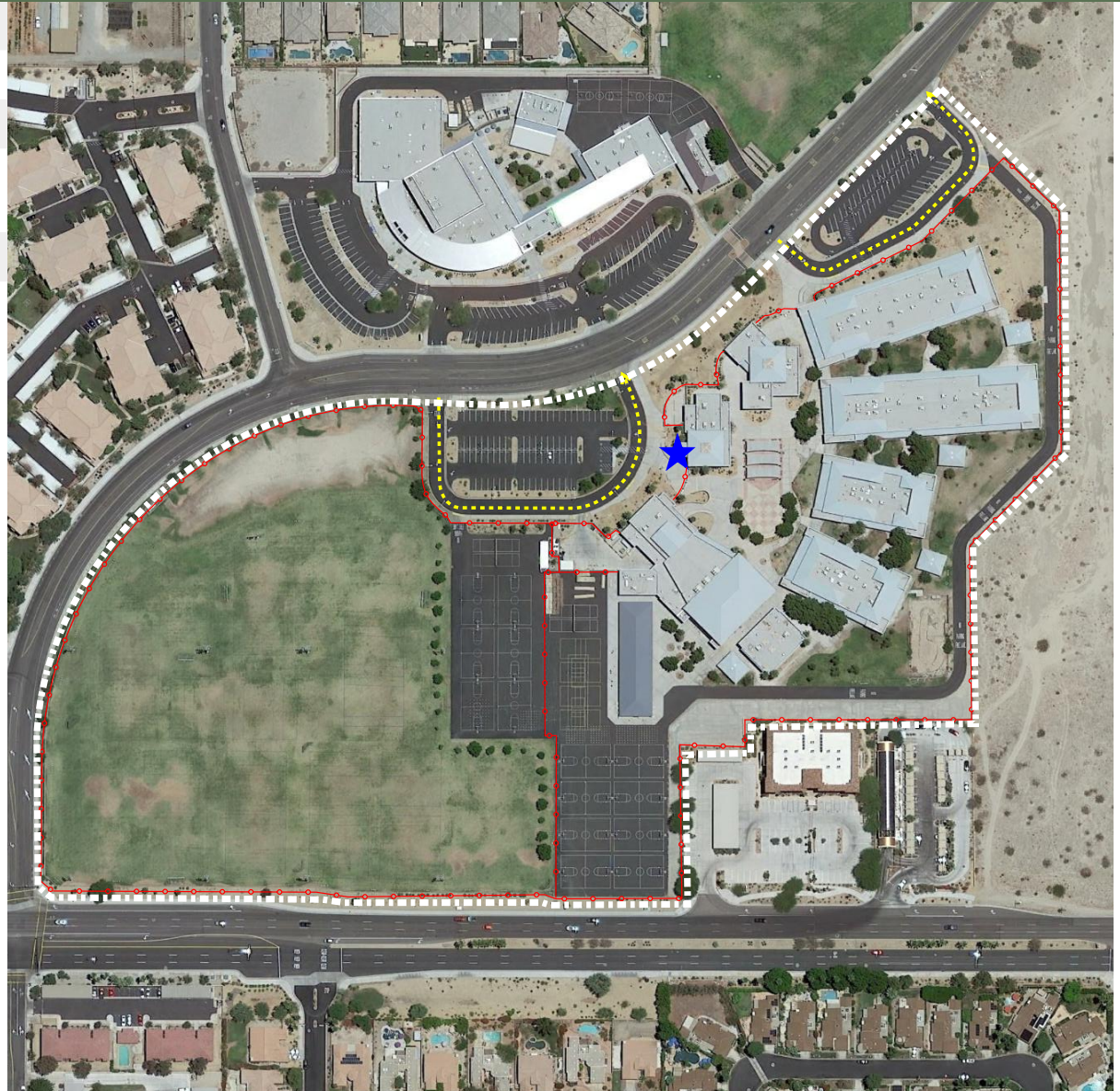
LEGEND

□ □ □ □ PROPERTY LINE

○ ○ ○ ○ FENCE

■ ■ ■ ■ CIRCULATION

★ ENTRANCE



Colonel Mitchell Paige Middle School

43-495 PALM ROYALE DRIVE | LA QUINTA, CA 92253

EXISTING



LEGEND

- CERTIFIED
- UNCERTIFIED
- OPEN / ACTIVE
- N / A



Colonel Mitchell Paige Middle School

43-495 PALM ROYALE DRIVE | LA QUINTA, CA 92253

SITE PLAN

SITE WORK

1. NEW CONCRETE PAVEMENT
2. NEW LANDSCAPE
3. NEW SHADE TREES
4. NEW SECURITY FENCING & GATE
5. NEW MARQUEE SIGN
6. NEW OUTDOOR LEARNING SPACE
7. DEMO CMU WALL & REPAIR LANDSCAPE
8. REPAIR CATCH BASIN & LANDSCAPE

NEW CONSTRUCTION

9. NEW SHADE SHELTER

MAJOR RECONFIGURATION

10. CONVERTED INNOVATION/STEM LAB
11. CONVERTED MAKERSPACE
12. CONVERTED COLLABORATION SPACE
13. RECONFIGURED PREP ROOM FOR NEW EXTERIOR ACCESS
14. RECONFIGURED E.D. CLASSROOM TO ADD NEW CALMING SPACE
15. CONVERTED OUTDOOR CORRIDOR INTO INDOOR COLLABORATION SPACE
16. CONVERTED OUTDOOR PAVILION INTO INDOOR GYMNASIUM
17. RECONFIGURED ADA RESTROOMS

MODERNIZATION

18. EXTERIOR & INTERIOR FINISH UPGRADES
19. HVAC SYSTEM UPGRADES
20. SOUND SYSTEM UPGRADES

LEGEND

- NEW CONSTRUCTION
- MODERNIZATION
- MAJOR RECONFIGURATION
- NEW LANDSCAPING
- NEW CONCRETE
- NEW AC PAVING



		CONSTRUCTION +CONTINGENCY	SOFT COSTS	(2024) ESCALATION
COLONEL MITCHELL PAIGE MIDDLE SCHOOL		\$28,561,951	\$36,559,297	\$40,946,413
PRIORITY 1		\$5,609,658	\$7,180,362	\$8,042,006
Building 800 - MPR/Kitchen	A/V System Upgrades	\$11,433	\$14,634	\$16,390
Building 300 - Classrooms	Converted collaboration space	\$208,368	\$266,711	\$298,716
Building 800 - MPR/Kitchen	Converted outdoor pavillion into indoor Gymnasium	\$2,816,400	\$3,604,992	\$4,037,591
Site	New marquee sign	\$69,900	\$89,472	\$100,209
Site	Reconfigured ADA restrooms	\$643,148	\$823,229	\$922,017
Building 400 - Classrooms	Reconfigured E.D. classroom to add new calming space	\$228,605	\$292,614	\$327,728
Building 300 - Classrooms	Reconfigured prep room for new exterior access	\$675,264	\$864,338	\$968,058
Site	Repair catch basin and landscape	\$135,786	\$173,806	\$194,663
Site	Shade shelter at amphitheater	\$820,754	\$1,050,565	\$1,176,633
PRIORITY 2		\$841,050	\$1,076,544	\$1,205,729
Building 100 - Admin	Building Envelope	\$37,200	\$47,616	\$53,330
Building 200 - Library	Converted innovation / STEM lab	\$179,634	\$229,932	\$257,523
Building 400 - Classrooms	Converted maker space	\$409,536	\$524,206	\$587,111
Building 100 - Admin	Plumbing	\$130,680	\$167,270	\$187,343
Building 300 - Classrooms	Structural Repairs	\$84,000	\$107,520	\$120,422
PRIORITY 3		\$22,111,243	\$28,302,391	\$31,698,678
Site	Demo CMU wall and repair concrete	\$28,135	\$36,013	\$40,334
Building 100 - Admin	Exterior modernization	\$6,541,609	\$8,373,260	\$9,378,051
Building 800 - MPR/Kitchen	HVAC - Mechanical Systems	\$1,035,000	\$1,324,800	\$1,483,776
Building 100 - Admin	Interior modernization	\$10,972,089	\$14,044,274	\$15,729,587
Site	New amphitheater - concrete paving	\$76,600	\$98,048	\$109,814
Site	New amphitheater- steps	\$1,516,680	\$1,941,350	\$2,174,312

		CONSTRUCTION +CONTINGENCY	SOFT COSTS	(2024) ESCALATION
Site	New concrete paving	\$17,510	\$22,413	\$25,102
Site	New landscape	\$33,678	\$43,108	\$48,281
Site	New security fencing and gate	\$24,699	\$31,615	\$35,408
Site	Shade shelters	\$1,822,743	\$2,333,111	\$2,613,084
Site	Shade trees	\$42,500	\$54,400	\$60,928

Desert Ridge Academy

79-767 AVENUE 39 | INDIO, CA 92203

SCHOOL DATA

MASCOT

Home of the Diamondbacks

MISSION

Desert Ridge Academy fosters high expectations in social, emotional, and academic development, provides a safe and rigorous 21st century learning environment and leads the way with Accountability, Integrity, and Respect.

DESCRIPTION

Desert Ridge Academy is located in the northern region of Indio and serves students in grades six through eight.

SITE STATISTICS

Original Construction Date	2009
CDS Code	33 67058 0119305
Site Size	25.42 acres
Total Square footage	110,960
2021-22 Enrollment	998
Permanent Classrooms	49
Portable Classrooms	0

LEGEND

□ □ □ □ PROPERTY LINE

○ ○ ○ ○ FENCE

■ ■ ■ ■ CIRCULATION

★ ENTRANCE



Desert Ridge Academy

79-767 AVENUE 39 | INDIO, CA 92203

EXISTING



LEGEND

- CERTIFIED
- UNCERTIFIED
- OPEN / ACTIVE
- N / A



Desert Ridge Academy

79-767 AVENUE 39 | INDIO, CA 92203

SITE PLAN

SITE WORK

1. NEW CONCRETE PAVEMENT
2. NEW LANDSCAPE
3. NEW SHADE TREES
4. NEW ASPHALT SLURRY SEAL & STRIPING
5. NEW STUDENT DROP-OFF
6. NEW MARQUEE SIGN
7. NEW OUTDOOR LEARNING SPACE
8. DEMO HANDBALL COURT CHAIN LINK FENCE
9. NEW FENCE SECURITY SCREEN

NEW CONSTRUCTION

10. NEW SHADE SHELTER
11. NEW LUNCH SHELTER EXPANSION

MAJOR RECONFIGURATION

12. CONVERTED INNOVATION/STEM LAB
13. CONVERTED MAKERSPACE
14. CONVERTED COLLABORATION SPACE
15. RECONFIGURED PREP ROOM FOR NEW EXTERIOR ACCESS
16. CONVERTED OUTDOOR PAVILION INTO INDOOR GYMNASIUM
17. RECONFIGURED ADA RESTROOMS

MODERNIZATION

18. EXTERIOR & INTERIOR FINISH UPGRADES
19. STAGE LIGHTING & SOUND SYSTEM UPGRADES

LEGEND

- NEW CONSTRUCTION
- MODERNIZATION
- MAJOR RECONFIGURATION
- NEW LANDSCAPING
- NEW CONCRETE
- NEW AC PAVING



		CONSTRUCTION +CONTINGENCY	SOFT COSTS	(2024) ESCALATION
DESERT RIDGE ACADEMY		\$16,161,569	\$20,686,808	\$23,169,225
PRIORITY 1		\$4,282,803	\$5,481,988	\$6,139,826
Site Wide	Demolition of Handball Court Chain Link Fence	\$450	\$576	\$645
Site Wide	Lunch Shelter Expansion	\$778,932	\$997,033	\$1,116,677
Site Wide	New Fence Security Screen	\$3,500	\$4,480	\$5,018
Site Wide	New Shade Shelter	\$1,670,329	\$2,138,021	\$2,394,584
Building 3 - Classroom	Plumbing	\$127,800	\$163,584	\$183,214
Site Wide	Reconfigured ADA Restrooms	\$1,701,792	\$2,178,294	\$2,439,689
PRIORITY 2		\$5,574,007	\$7,134,729	\$7,990,896
Building 2 - Library/Comp.Lab/Media	Building Envelope	\$46,140	\$59,059	\$66,146
Site Wide	Converted Collaboration Space	\$249,521	\$319,387	\$357,713
Building 2 - Library/Comp.Lab/Media	Converted Innovation / STEM Lan	\$398,275	\$509,792	\$570,967
Building 4 - Classroom	Converted Maker Space	\$467,049	\$597,823	\$669,561
Building 8 - MPR/Theater/Band	HVAC - Mechanical Systems	\$1,128,000	\$1,443,840	\$1,617,101
Site Wide	New Asphalt Slurry Seal & Striping	\$2,397,443	\$3,068,727	\$3,436,974
Site Wide	New Concrete Pavement	\$16,230	\$20,774	\$23,267
Site Wide	New Landscape	\$142,926	\$182,945	\$204,899
Site Wide	New marquee sign	\$204,775	\$262,112	\$293,565
Site Wide	New Shade Trees	\$65,000	\$83,200	\$93,184

		CONSTRUCTION +CONTINGENCY	SOFT COSTS	(2024) ESCALATION
Site Wide	New Student Drop Off	\$13,250	\$16,960	\$18,995
Site Wide	Reconfigured Prep Reoom for New Exterior Access	\$409,965	\$524,755	\$587,726
Building 8 - MPR/Theater/Band	Stage Lighting and Sound Equipment	\$11,433	\$14,634	\$16,390
Building 5 - Classroom	Structural Repairs	\$24,000	\$30,720	\$34,406
PRIORITY 3		\$6,304,759	\$8,070,092	\$9,038,503
Building 8 - MPR/Theater/Band	Converted Outdoor Pavilion into Indoor Gymnsium	\$4,507,064	\$5,769,042	\$6,461,327
Site Wide	New Amphitheater	\$1,797,695	\$2,301,050	\$2,577,176

Indio Middle School

79-655 MILES AVENUE | INDIO, CA 92201

SCHOOL DATA

MASCOT

Home of the Tigers

MISSION

Our mission at Indio Middle School, is to promote, pride, respect & tolerance. We educate and empower students through enriching courses and activities to foster ethical, global citizens.

DESCRIPTION

Indio Middle School is located in the central region of Indio and serves students in grades six through eight.

SITE STATISTICS

Original Construction Date	1991
CDS Code	33 67058 6109797
Site Size	26 acres
Total Square footage	86,432
2021-22 Enrollment	763
Permanent Classrooms	32
Portable Classrooms	8

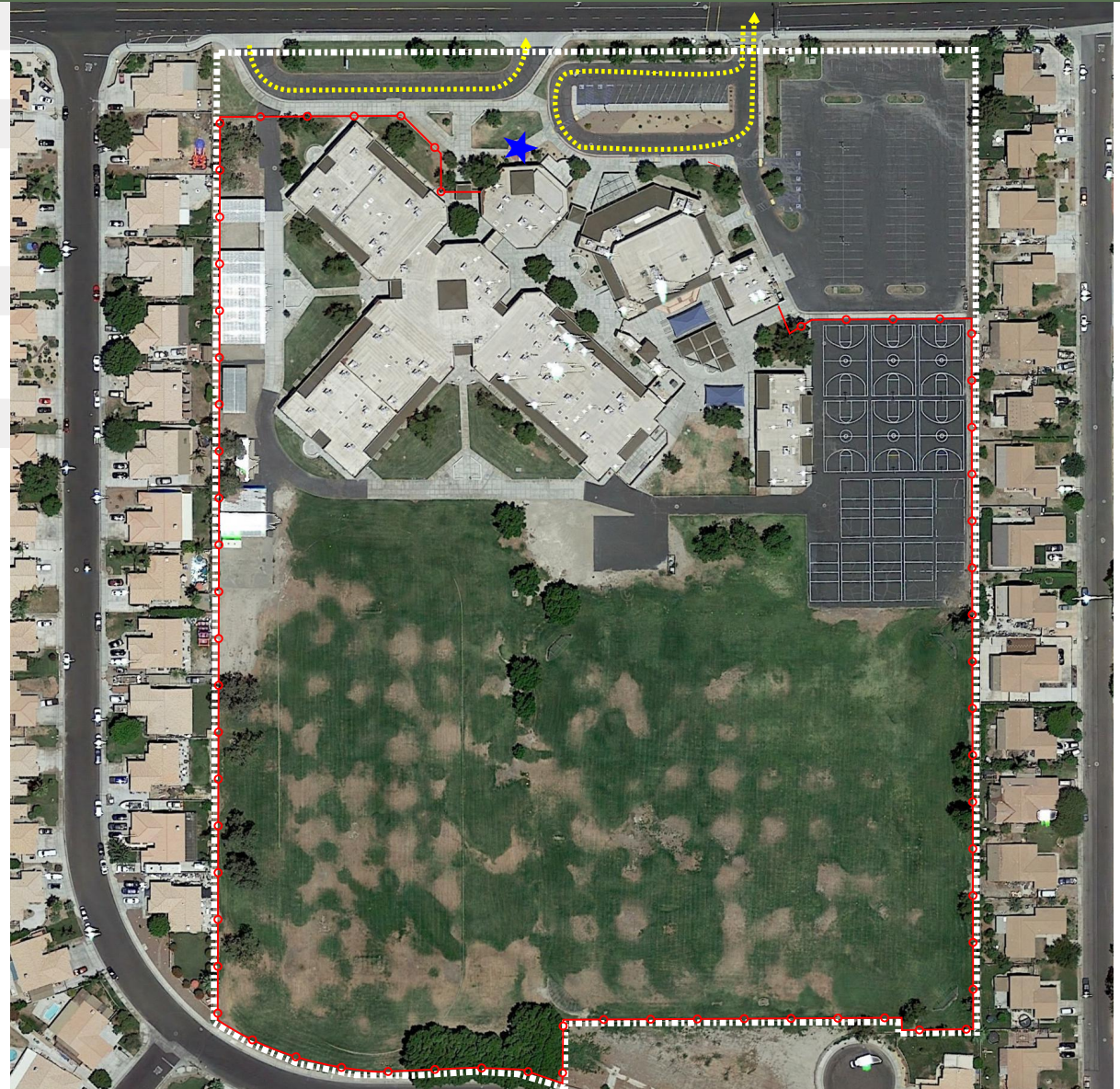
LEGEND

□ □ □ □ PROPERTY LINE

○ ○ ○ ○ FENCE

■ ■ ■ ■ CIRCULATION

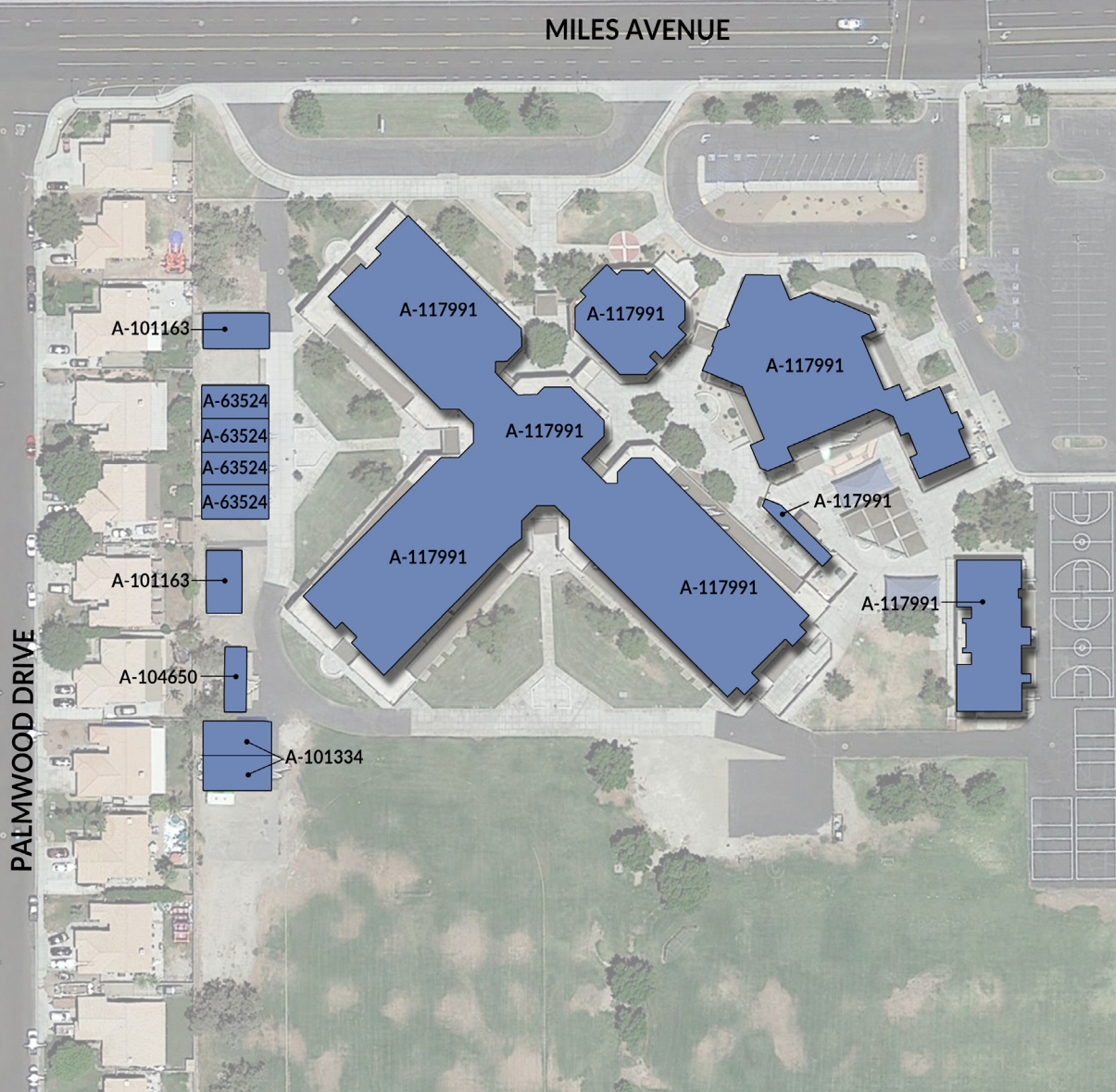
★ ENTRANCE



Indio Middle School

79-655 MILES AVENUE | INDIO, CA 92201

EXISTING



LEGEND

- CERTIFIED
- UNCERTIFIED
- OPEN / ACTIVE
- N / A



Indio Middle School

79-655 MILES AVENUE | INDIO, CA 92201

SITE PLAN

SITE WORK

1. NEW CONCRETE PAVEMENT
2. NEW LANDSCAPE
3. NEW ASPHALT SLURRY SEAL & STRIPING
4. NEW MARQUEE SIGN
5. OUTDOOR PATIO FINISH UPGRADES

NEW CONSTRUCTION

6. NEW GYMNASIUM
7. NEW SHADE SHELTER
8. NEW LUNCH SHELTER EXPANSION

MAJOR RECONFIGURATION

9. RECONFIGURED ADA RESTROOM

MODERNIZATION

10. SOUND SYSTEM UPGRADES

LEGEND

- NEW CONSTRUCTION
- MODERNIZATION
- MAJOR RECONFIGURATION
- NEW LANDSCAPING
- NEW CONCRETE
- NEW AC PAVING



		CONSTRUCTION +CONTINGENCY	SOFT COSTS	(2024) ESCALATION
INDIO MIDDLE SCHOOL		\$25,145,587	\$32,186,351	\$36,048,714
PRIORITY 2		\$10,949,868	\$14,015,831	\$15,697,731
Site Wide	New Gymnasium	\$10,043,240	\$12,855,347	\$14,397,989
Site Wide	Slurry coat and striping at parking lots	\$906,628	\$1,160,484	\$1,299,742
PRIORITY 3		\$14,091,439	\$18,037,042	\$20,201,487
Site Wide	ADA Restroom Upgrades	\$248,800	\$318,464	\$356,680
Site Wide	HVAC System Upgrade	\$11,303,787	\$14,468,847	\$16,205,109
Site Wide	New landscape	\$216,576	\$277,217	\$310,483
Site Wide	New vehicle entry	\$5,159	\$6,604	\$7,396
Site Wide	Shade shelter	\$2,317,117	\$2,965,910	\$3,321,819
PRIORITY 4		\$104,280	\$133,478	\$149,496
Bldg 100 - Admin	Plumbing	\$104,280	\$133,478	\$149,496

John Glenn Middle School

79-655 MILES AVENUE | INDIO, CA 92201

SCHOOL DATA

MASCOT

Home of the Redhawks

MISSION

We assure high levels of learning for all students.





DESCRIPTION

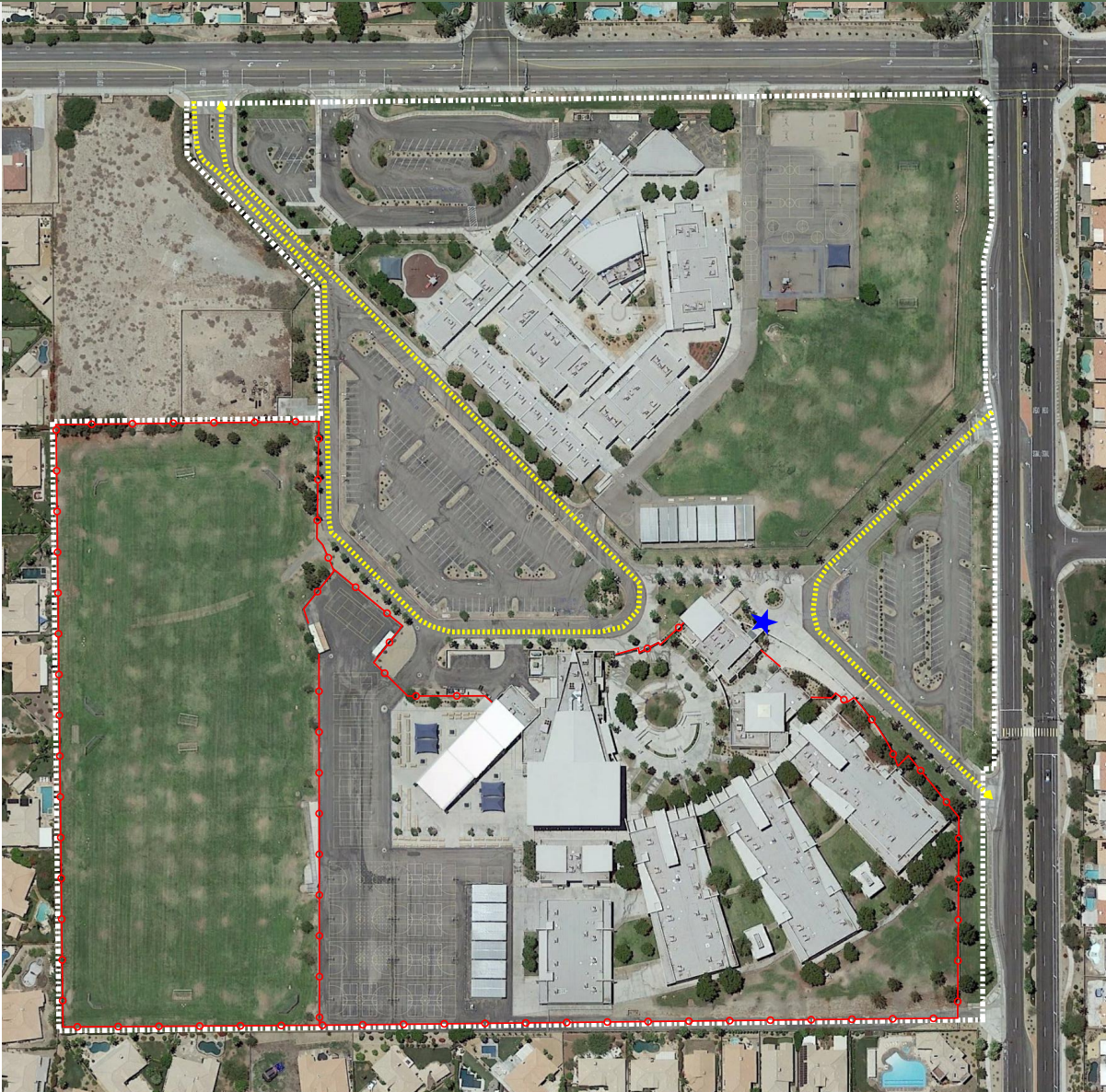
John Glenn Middle School is located in the western region of Indio and serves students in grades six through eight.

SITE STATISTICS

Original Construction Date	2001
CDS Code	33 67058 6118855
Site Size	26 acres
Total Square footage	107,760
2021-22 Enrollment	1,092
Permanent Classrooms	46
Portable Classrooms	6

LEGEND

-  PROPERTY LINE
-  FENCE
-  CIRCULATION
-  ENTRANCE



John Glenn Middle School

79-655 MILES AVENUE | INDIO, CA 92201

EXISTING

LEGEND

-  CERTIFIED
-  UNCERTIFIED
-  OPEN / ACTIVE
-  N / A



John Glenn Middle School

79-655 MILES AVENUE | INDIO, CA 92201

SITE PLAN

SITE WORK

1. NEW CONCRETE PAVEMENT
2. NEW LANDSCAPE
3. NEW ASPHALT SLURRY SEAL & STRIPING
4. NEW MARQUEE SIGN

NEW CONSTRUCTION

5. NEW SHADE SHELTER
6. NEW LUNCH SHELTER EXPANSION

MAJOR RECONFIGURATION

7. CONVERTED OUTDOOR PAVILION INTO INDOOR GYMNASIUM
8. CONVERTED INNOVATION / STEM LAB
9. CONVERTED MAKERSPACE
10. CONVERTED COLLABORATION SPACE

MODERNIZATION

11. STAGE LIGHTING UPGRADES
12. EXTERIOR & INTERIOR FINISH UPGRADES

LEGEND

- NEW CONSTRUCTION
- MODERNIZATION
- MAJOR RECONFIGURATION
- NEW LANDSCAPING
- NEW CONCRETE
- NEW AC PAVING



NEW CONCRETE

NEW AC PAVING



		CONSTRUCTION +CONTINGENCY	SOFT COSTS	(2024) ESCALATION
JOHN GLENN MIDDLE SCHOOL OF INTERNATIONAL STUDIES		\$28,522,916	\$36,509,332	\$40,890,452
PRIORITY 1		\$8,620,179	\$11,033,829	\$12,357,889
Site Wide	Clock, Bell, PA upgrades	\$984,927	\$1,260,707	\$1,411,991
Building 12 - Classrooms	Converted collaboration space	\$965,265	\$1,235,539	\$1,383,804
Building 7 - MPR/Theater/Band	Converted outdoor pavillion into indoor Gymnasium - modernization	\$4,545,590	\$5,818,355	\$6,516,558
Site Wide	Fire alarm upgrade	\$903,029	\$1,155,877	\$1,294,582
Site Wide	Lunch shelter expansion	\$1,007,860	\$1,290,061	\$1,444,868
Site Wide	New marquee sign	\$102,388	\$131,057	\$146,783
Building 3 - Classrooms	Plumbing	\$111,120	\$142,234	\$159,302
PRIORITY 2		\$1,225,744	\$1,568,952	\$1,757,227
Building 2 - Library	Converted innovation / STEM lab	\$769,860	\$985,421	\$1,103,671
Building 4 - Classrooms	Converted maker space	\$257,134	\$329,132	\$368,627
Building 4 - Classrooms	HVAC - Mechanical Systems	\$141,600	\$181,248	\$202,998
Site Wide	New asphalt slurry seal	\$49,200	\$62,976	\$70,533
Site Wide	Slurry coat and hardcourt striping	\$7,950	\$10,176	\$11,397
PRIORITY 3		\$18,676,993	\$23,906,551	\$26,775,337
Building 1 - Administration	Exterior modernization	\$6,364,308	\$8,146,314	\$9,123,872
Building 1 - Administration	Interior modernization	\$11,381,068	\$14,567,767	\$16,315,899
Site Wide	New concrete paving	\$13,580	\$17,382	\$19,468
Site Wide	New landscape	\$120,000	\$153,600	\$172,032
Building 7 - MPR/Theater/Band	New roller shades	\$22,860	\$29,261	\$32,772
Site Wide	Shade shelter	\$721,827	\$923,939	\$1,034,811
Building 7 - MPR/Theater/Band	Upgrade stage lighting and support system	\$53,350	\$68,288	\$76,483

La Quinta Middle School

78-900 AVENUE 50 | LA QUINTA, CA 92253

SCHOOL DATA

MASCOT

Home of the Bulldogs

MISSION

Our common commitment is that students and faculty will foster a family environment that is empathetic and motivated, where students will acquire the knowledge and skills to become productive members of their community.





DESCRIPTION

La Quinta Middle School is located in the central region of La Quinta and serves students in grades six through eight.

SITE STATISTICS

Original Construction Date	1990
CDS Code	33 67058 6107759
Site Size	22.8 acres
Total Square footage	67,881
2021-22 Enrollment	719
Permanent Classrooms	32
Portable Classrooms	0

LEGEND

-  PROPERTY LINE
-  FENCE
-  CIRCULATION
-  ENTRANCE



La Quinta Middle School

78-900 AVENUE 50 | LA QUINTA, CA 92253

EXISTING



LEGEND

- CERTIFIED
- UNCERTIFIED
- OPEN / ACTIVE
- N / A



La Quinta Middle School

78-900 AVENUE 50 | LA QUINTA, CA 92253

SITE PLAN

SITE WORK

1. NEW CONCRETE PAVEMENT
2. NEW LANDSCAPE
3. NEW ASPHALT SLURRY SEAL & STRIPING
4. NEW AC PAVEMENT
5. NEW (4) BASKETBALL COURTS
6. NEW SECURITY FENCING

NEW CONSTRUCTION

7. NEW SHADE SHELTER
8. NEW GYMNASIUM

MAJOR RECONFIGURATION

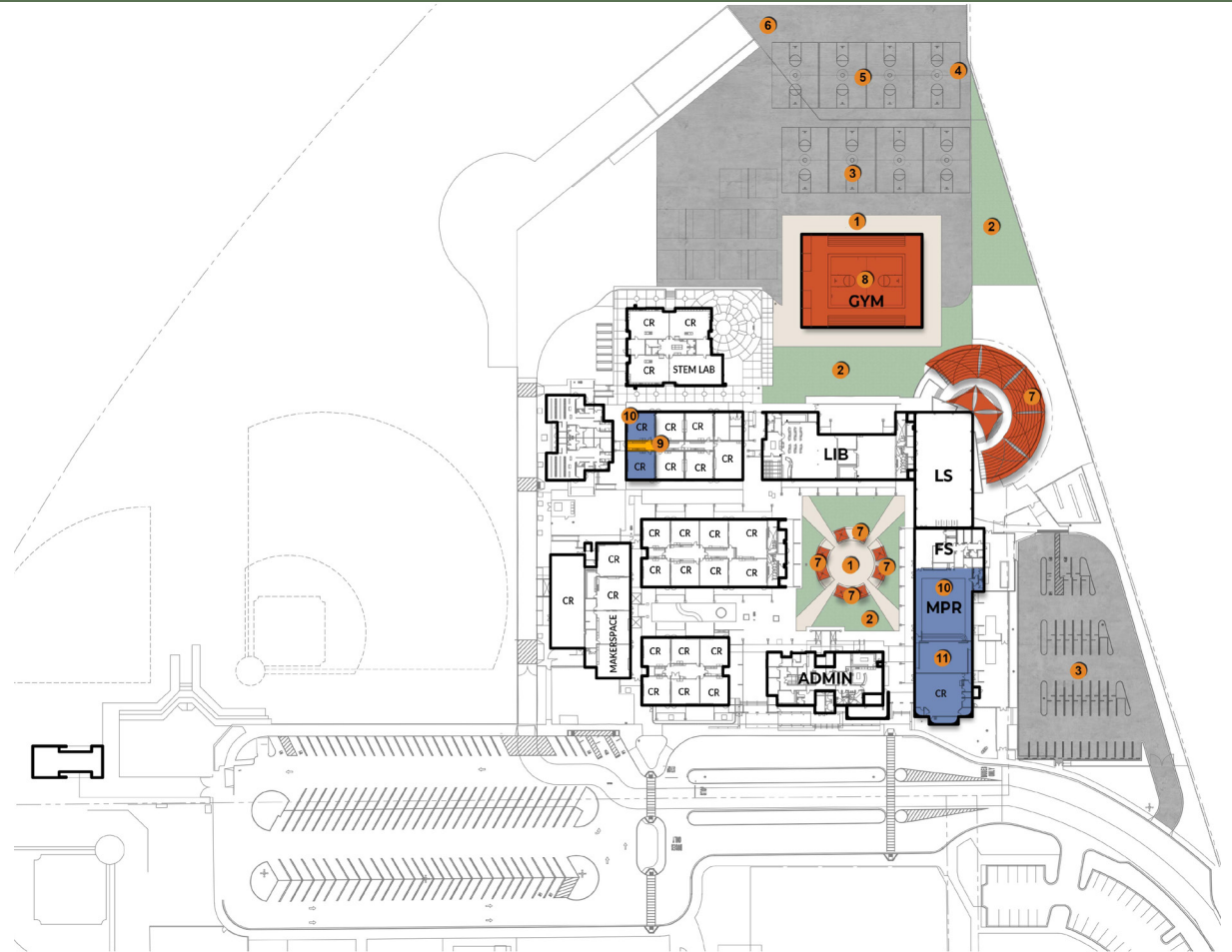
9. CONVERTED LIFE SKILLS SPACE & ADA RESTROOMS

MODERNIZATION

10. EXTERIOR & INTERIOR FINISH UPGRADES
11. STAGE LIGHTING UPGRADES

LEGEND

- NEW CONSTRUCTION
- MODERNIZATION
- MAJOR RECONFIGURATION
- NEW LANDSCAPING
- NEW CONCRETE
- NEW AC PAVING



		CONSTRUCTION +CONTINGENCY	SOFT COSTS	(2024) ESCALATION
LA QUINTA MIDDLE SCHOOL		\$10,933,921	\$13,995,419	\$15,674,869
PRIORITY 1		\$988,656	\$1,265,480	\$1,417,337
Building 4 - Classrooms	Converted Restrooms	\$175,404	\$224,517	\$251,459
Building 4 - Classrooms	Exterior Finish Upgrades	\$56,698	\$72,573	\$81,282
Building 4 - Classrooms	Interior Finish Upgrades	\$95,098	\$121,725	\$136,332
Site Wide	New Landscaping	\$70,482	\$90,217	\$101,043
Building 1 - Admin	Plumbing	\$122,184	\$156,396	\$175,163
Site Wide	Shade Shelter	\$415,440	\$531,763	\$595,575
Building 2 - MPR/Kit/Music CR	Stage Lighting Upgrades	\$53,350	\$68,288	\$76,483
PRIORITY 2		\$1,371,695	\$1,755,770	\$1,966,462
Site Wide	New Basketball Courts	\$625,697	\$800,892	\$896,999
Site Wide	New Basketball Courts Striping	\$181,412	\$232,207	\$260,072
Site Wide	Restripe Parking Lot	\$78,539	\$100,530	\$112,594
Site Wide	Slurry Coat at Parking Lot	\$486,047	\$622,140	\$696,797
PRIORITY 3		\$333,624	\$427,039	\$478,283
Site Wide	New Concrete Pavement	\$95,830	\$122,662	\$137,382
Site Wide	New Courtyard	\$146,150	\$187,072	\$209,521
Site Wide	New Landscaping	\$91,644	\$117,304	\$131,381
PRIORITY 4		\$8,239,946	\$10,547,131	\$11,812,787
Site Wide	New Gymnasium with Restrooms	\$8,239,946	\$10,547,131	\$11,812,787

Palm Desert Charter Middle School

74-200 RUTLEDGE WAY | PALM DESERT, CA 92260

SCHOOL DATA

MASCOT

Home of the Panthers

MISSION

The community of Palm Desert Charter Middle School collaborates to provide a safe nurturing environment in which students pursue academic excellence, environmental stewardship and social accountability as global citizens of their community.

DESCRIPTION

Palm Desert Charter Middle School is located in the central region of Palm Desert and serves students in grades six through eight.

SITE STATISTICS

Original Construction Date	1976
CDS Code	33 67058 6031991
Site Size	16.67 acres
Total Square footage	105,299
2021-22 Enrollment	1,298
Permanent Classrooms	44
Portable Classrooms	2

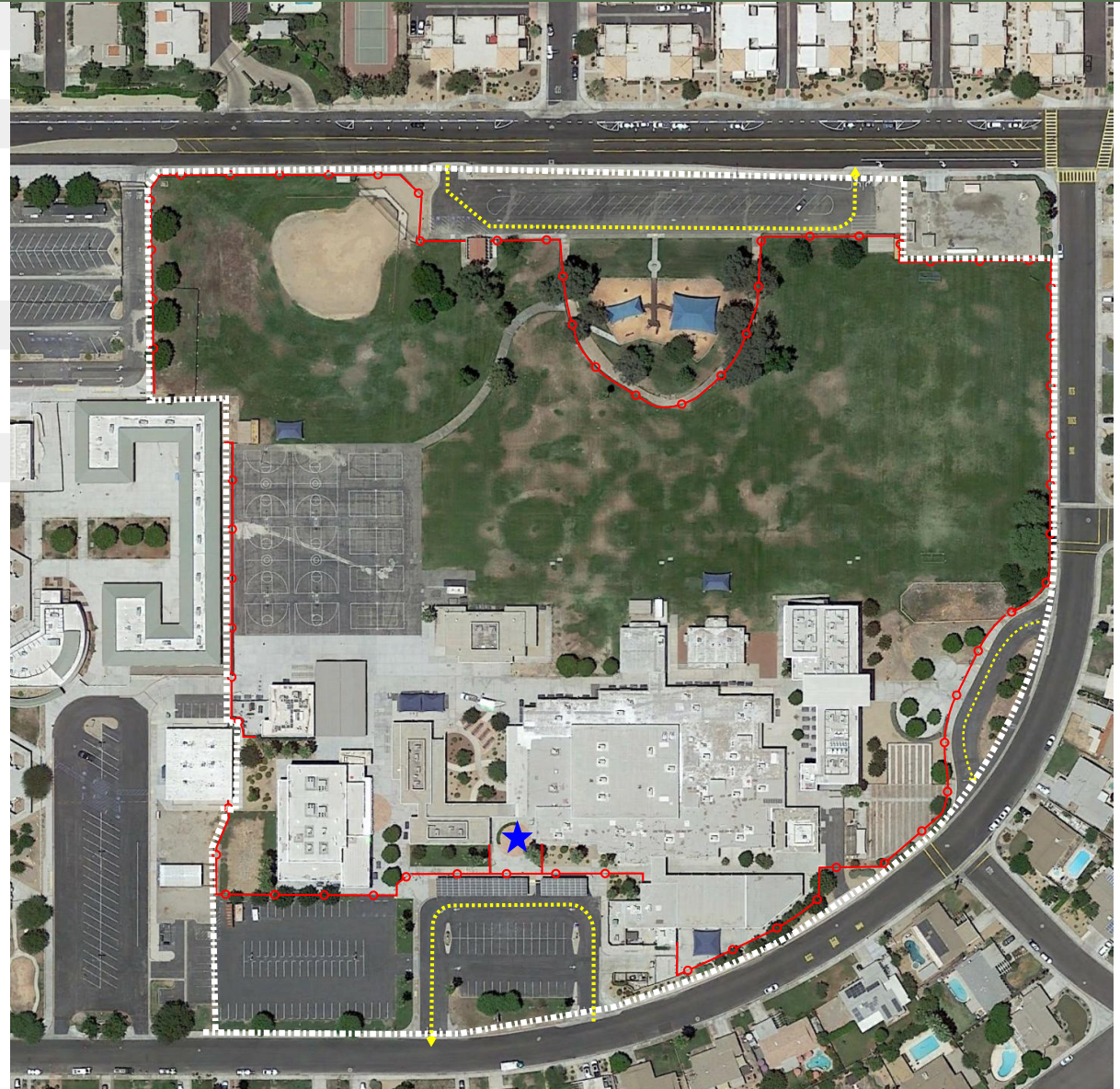
LEGEND

□ □ □ □ PROPERTY LINE

○ ○ ○ ○ FENCE

— — — — CIRCULATION

★ ENTRANCE



Palm Desert Charter Middle School

74-200 RUTLEDGE WAY | PALM DESERT, CA 92260

EXISTING

LEGEND

- CERTIFIED
- UNCERTIFIED
- OPEN / ACTIVE
- N / A



Palm Desert Charter Middle School

74-200 RUTLEDGE WAY | PALM DESERT, CA 92260

SITE PLAN

SITE WORK

1. NEW CONCRETE PAVEMENT
2. NEW SHADE TREES
3. NEW VISITOR PARKING ENTRY & STUDENT DROP-OFF
4. NEW SECURITY FENCING & GATE
5. NEW ASPHALT HARD COURT & STRIPING
6. NEW MARQUEE SIGN
7. NEW (4) DRINKING FOUNTAIN / BOTTLE FILLER
8. RECONDITIONED PLAY FIELD TURF / CATCH BASIN
9. NEW ASPHALT SLURRY SEAL & STRIPING

NEW CONSTRUCTION

10. NEW GYMNASIUM
11. NEW LUNCH SHELTER
12. NEW MUSIC BUILDING
13. NEW SOLAR PANELS
14. NEW SHADE SHELTER

MAJOR RECONFIGURATION

15. CONVERTED INNOVATION/STEM LAB
16. RECONFIGURED MAKERSPACE
17. CONVERTED COLLABORATION SPACE
18. RECONFIGURED ADA RESTROOMS

MODERNIZATION

19. EXTERIOR & INTERIOR FINISH UPGRADES
20. HVAC SYSTEM UPGRADES
21. MPR SOUND SYSTEM UPGRADES

LEGEND

- NEW CONSTRUCTION
- MODERNIZATION
- MAJOR RECONFIGURATION
- NEW LANDSCAPING
- NEW CONCRETE
- NEW AC PAVING



		CONSTRUCTION +CONTINGENCY	SOFT COSTS	(2024) ESCALATION
PALM DESERT CHARTER MIDDLE SCHOOL		\$39,313,882	\$50,321,769	\$56,360,381
PRIORITY 1		\$2,618,132	\$3,351,209	\$3,753,354
Building 1 - Admin/CR/Library	Converted collaboration space	\$831,562	\$1,064,399	\$1,192,127
Site Wide	New hi/low chilled drinking fountain with bottle filler (5)	\$58,735	\$75,181	\$84,202
Site Wide	New lunch shelter	\$1,007,860	\$1,290,061	\$1,444,868
Site Wide	New marquee sign	\$102,388	\$131,057	\$146,783
Site Wide	New security fencing	\$195,657	\$250,441	\$280,494
Building 7 - Multi-Purpose	Plumbing	\$14,520	\$18,586	\$20,816
Building 9 - Toilet/Student Store	Reconfigured ADA restroom	\$407,410	\$521,485	\$584,063
PRIORITY 2		\$10,423,373	\$13,341,917	\$14,942,948
Building 1 - Admin/CR/Library	Convert existing computer lab to classroom	\$253,834	\$324,908	\$363,896
Building 1 - Admin/CR/Library	Converted innovation / STEM lab	\$515,550	\$659,904	\$739,092
Building 2 - Lockers/Shower	HVAC - Mechanical Systems	\$32,400	\$41,472	\$46,449
Building 7 - Multi-Purpose	MPR sound system upgrades	\$11,433	\$14,634	\$16,390
Site Wide	New asphalt slurry seal	\$49,200	\$62,976	\$70,533
Site Wide	New Gymnasium	\$9,031,090	\$11,559,795	\$12,946,971
Building 1 - Admin/CR/Library	Plumbing	\$60,000	\$76,800	\$86,016
Site Wide	Slurry coat and hardcourt striping	\$7,950	\$10,176	\$11,397
Building 4 - Robotics Lab	Updated maker space	\$461,916	\$591,252	\$662,203
PRIORITY 3		\$26,272,377	\$33,628,643	\$37,664,080
Building 3 - Music Classrooms	Building Envelope	\$360	\$461	\$516
Building 1 - Admin/CR/Library	Exterior modernization	\$6,218,966	\$7,960,276	\$8,915,510
Building 7 - Multi-Purpose	HVAC - Mechanical Systems	\$872,400	\$1,116,672	\$1,250,673
Building 1 - Admin/CR/Library	Interior modernization	\$10,448,757	\$13,374,409	\$14,979,338

		CONSTRUCTION +CONTINGENCY	SOFT COSTS	(2024) ESCALATION
Site Wide	New asphalt hardcourts and striping	\$495,169	\$633,816	\$709,874
Site Wide	New concrete paving	\$35,830	\$45,862	\$51,366
Site Wide	New music building - building shell and core	\$2,134,672	\$2,732,380	\$3,060,266
Site Wide	New music building - interior improvements	\$1,143,988	\$1,464,305	\$1,640,021
Site Wide	New solar panels	\$750,000	\$960,000	\$1,075,200
Site Wide	New visitor parking and student drop off - paving	\$714,938	\$915,121	\$1,024,935
Site Wide	New visitor parking and student drop off - site work	\$435,826	\$557,857	\$624,800
Site Wide	New visitor parking and student drop off - striping	\$151,567	\$194,006	\$217,286
Building 3 - Music Classrooms	Plumbing	\$24,000	\$30,720	\$34,406
Site Wide	Reconditioned play field turf / catch basin	\$1,845,954	\$2,362,821	\$2,646,360
Building 2 - Lockers/Shower	Roofs	\$216,000	\$276,480	\$309,658
Site Wide	Shade shelter	\$778,950	\$997,056	\$1,116,703
Site Wide	Shade trees	\$5,000	\$6,400	\$7,168

Thomas Jefferson Middle School

83-089 HIGHWAY 111 | INDIO, CA 92201

SCHOOL DATA

MASCOT

Home of the Jaguars

MISSION

At Thomas Jefferson Middle School, our mission is to ensure high levels of learning for all students for future success

DESCRIPTION

Thomas Jefferson Middle School is located in the eastern region of Indio and serves students in grades six through eight.

SITE STATISTICS

Original Construction Date	1947
CDS Code	33 67058 6032015
Site Size	15.50 acres
Total Square footage	79,888
2021-22 Enrollment	501
Permanent Classrooms	35
Portable Classrooms	6

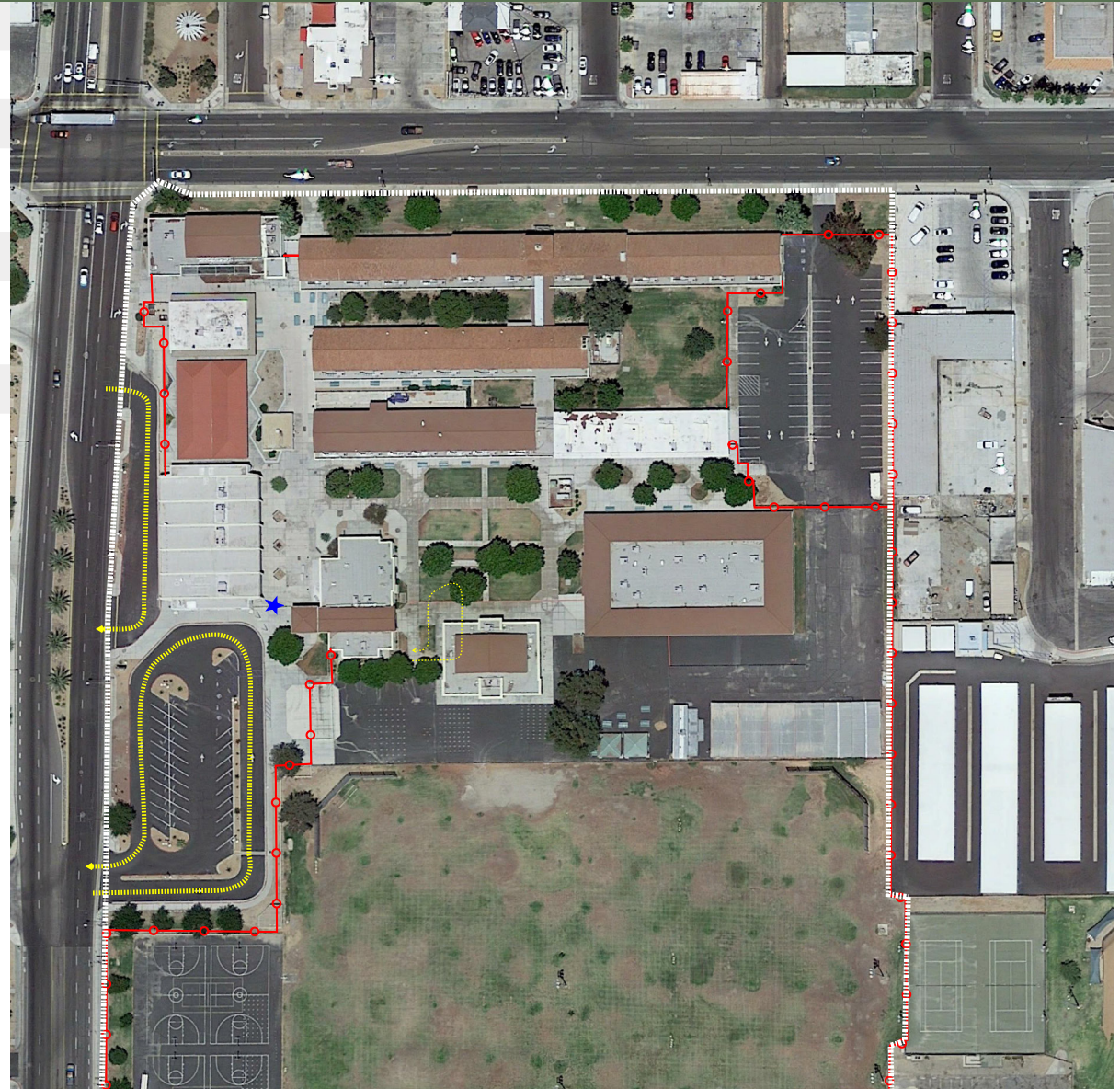
LEGEND

□ □ □ □ PROPERTY LINE

○ ○ ○ ○ FENCE

— — — — CIRCULATION

★ ENTRANCE



Thomas Jefferson Middle School

83-089 HIGHWAY 111 | INDIO, CA 92201

EXISTING



LEGEND

- CERTIFIED
- UNCERTIFIED
- OPEN / ACTIVE
- N / A



Thomas Jefferson Middle School

83-089 HIGHWAY 111 | INDIO, CA 92201

SITE PLAN

SITE WORK

1. NEW CONCRETE PAVEMENT
2. NEW LANDSCAPE
3. NEW SECURITY FENCING & GATES
4. NEW ASPHALT SLURRY SEAL & STRIPING
5. EXTEND EXISTING WALL HEIGHT
6. DEMO (7) EXISTING PORTABLES

NEW CONSTRUCTION

7. NEW GYMNASIUM
8. NEW SHADE STRUCTURE

MAJOR RECONFIGURATION

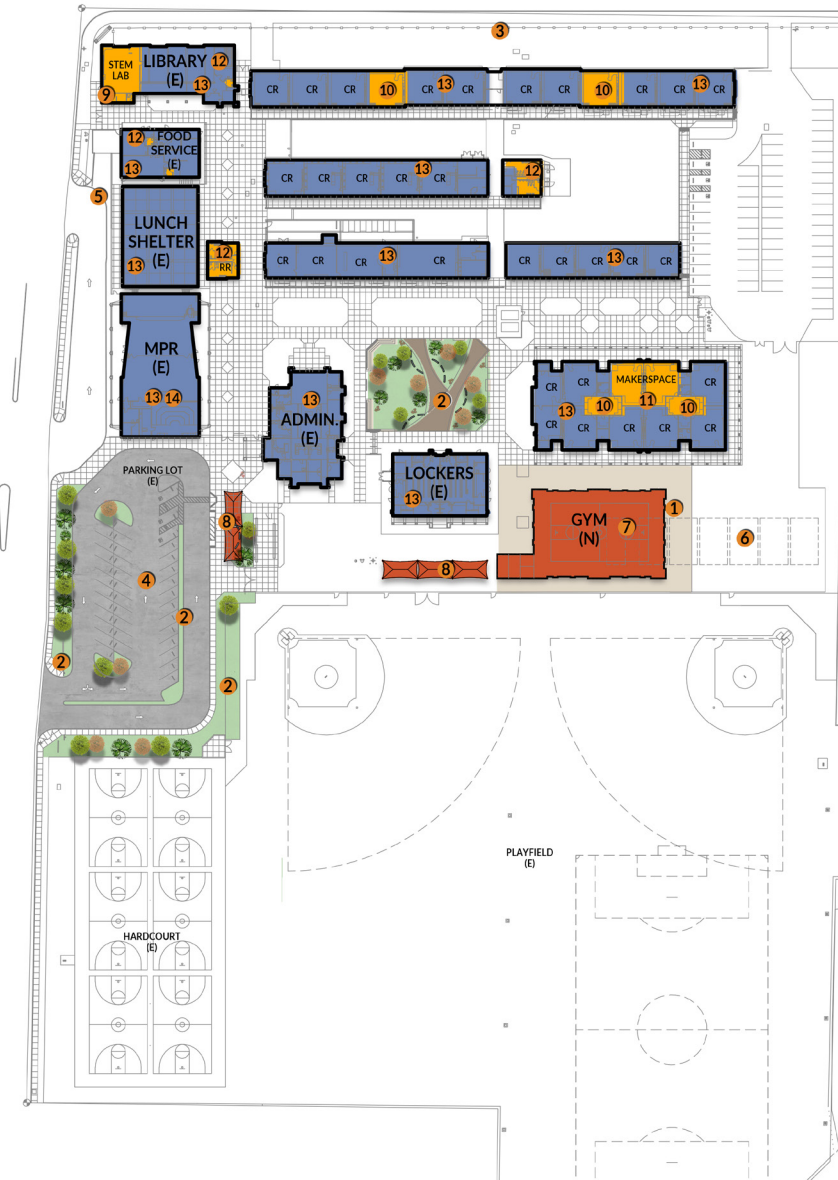
9. CONVERTED INNOVATION/STEM LAB
10. CONVERTED COLLABORATION SPACE
11. CONVERTED MAKERSPACE
12. RECONFIGURED ADA RESTROOM

MODERNIZATION

13. EXTERIOR & INTERIOR FINISH UPGRADES
14. STAGE LIGHTING & AUDIO SYSTEMS UPGRADES

LEGEND

- NEW CONSTRUCTION
- MODERNIZATION
- MAJOR RECONFIGURATION
- NEW LANDSCAPING
- NEW CONCRETE
- NEW AC PAVING



		CONSTRUCTION +CONTINGENCY	SOFT COSTS	(2024) ESCALATION
THOMAS JEFFERSON MIDDLE SCHOOL		\$28,883,823	\$36,971,293	\$41,407,849
PRIORITY 1		\$2,940,290	\$3,763,571	\$4,215,200
Building 1 - Classrooms	ADA restroom upgrades	\$2,351,160	\$3,009,485	\$3,370,623
Relo CR 1	Demo existing portable	\$150,000	\$192,000	\$215,040
Site Improvements	New security fencing	\$385,910	\$493,965	\$553,241
Building 2 - Classrooms	Plumbing	\$53,220	\$68,122	\$76,296
PRIORITY 2		\$12,325,282	\$15,776,361	\$17,669,524
Building 2 - Classrooms	converted art classroom	\$298,140	\$381,619	\$427,414
Building 3 - Classrooms	Converted innovation / STEM lab (review building location)	\$497,843	\$637,239	\$713,708
Building 2 - Classrooms	Converted maker space	\$307,944	\$394,168	\$441,469
Building 14 - Classrooms	Converted science lab (review building location)	\$246,356	\$315,336	\$353,176
Site Improvements	Extend existing wall height	\$27,427	\$35,107	\$39,319
Site Improvements	New Gymnasium	\$10,580,702	\$13,543,299	\$15,168,494
Building 8 - Library	Plumbing	\$53,400	\$68,352	\$76,554
Building 5 - Restrooms	Roofs	\$184,320	\$235,930	\$264,241
Site Improvements	Slurry coat and striping at parking lots	\$57,150	\$73,152	\$81,930
Building 2 - Classrooms	Structural Repairs	\$72,000	\$92,160	\$103,219
PRIORITY 3		\$13,618,251	\$17,431,361	\$19,523,125
Site Improvements	AC Paving	\$492,480	\$630,374	\$706,019
Site Improvements	Building Envelope	\$116,880	\$149,606	\$167,559
Building 1 - Classrooms	Exterior modernization	\$4,047,860	\$5,181,261	\$5,803,012
Building 11 - MPR	HVAC - Mechanical Systems	\$766,800	\$981,504	\$1,099,284
Building 1 - Classrooms	Interior modernization	\$6,605,524	\$8,455,071	\$9,469,679
Relo CR 6	New landscape	\$72,000	\$92,160	\$103,219

Amistad High School

83-501 DILLON AVENUE | INDIO, CA 92201

SCHOOL DATA

MASCOT

Home of the Mountain Lions

MISSION

The mission of Amistad High School is to provide a non-traditional learning environment for students of diverse backgrounds in a safe and supporting setting which fosters positive relationships within a unique delivery system that enables students to identify and achieve their goals.

DESCRIPTION

Amistad High School is a continuation school located in the central region of Indio and serves students in grades nine through twelve.

SITE STATISTICS

Original Construction Date	1962
CDS Code	33 67058 3331113
Site Size	13.6 acres
Total Square footage	58,873
2021-22 Enrollment	255
Permanent Classrooms	20
Portable Classrooms	0

LEGEND

□ □ □ □ PROPERTY LINE

○ ○ ○ ○ FENCE

■ ■ ■ ■ CIRCULATION

★ ENTRANCE



Amistad High School

83-501 DILLON AVENUE | INDIO, CA 92201

EXISTING



LEGEND

- CERTIFIED
- UNCERTIFIED
- OPEN / ACTIVE
- N / A



Amistad High School

83-501 DILLON AVENUE | INDIO, CA 92201

SITE PLAN

SITE WORK

- 1. NEW HIGH SOFTBALL FIELD FENCING

NEW CONSTRUCTION

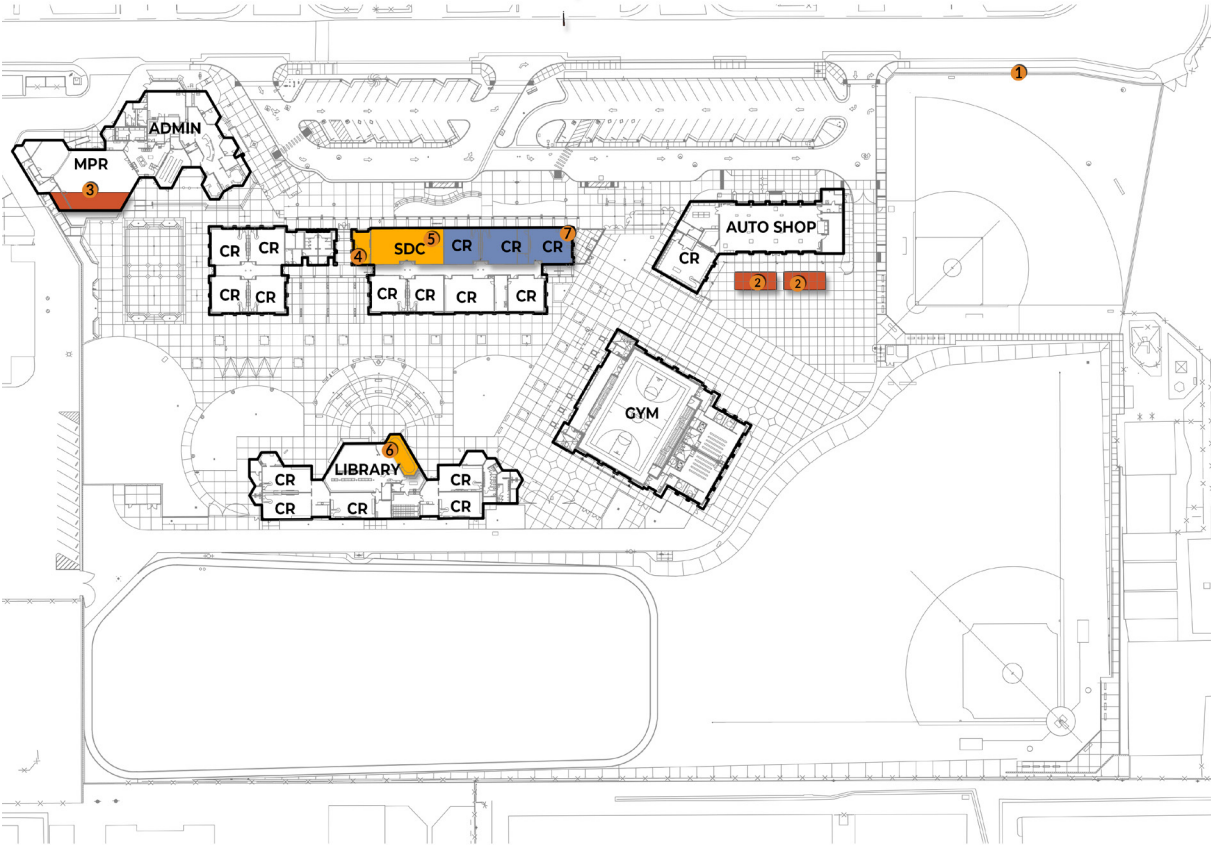
- 2. NEW SHADE SHELTER
- 3. NEW MPR RESTROOM EXPANSION

MAJOR RECONFIGURATION

- 4. RECONFIGURED CONFERENCE & SECURITY ROOMS FOR PRIVACY
- 5. CONVERTED SDC CLASSROOM
- 6. CONVERTED COLLEGE & CAREER CENTER

MODERNIZATION

- 7. WINDOW FINISH UPGRADES FOR SECURITY



LEGEND

- NEW CONSTRUCTION
- MODERNIZATION
- MAJOR RECONFIGURATION
- NEW LANDSCAPING
- NEW CONCRETE
- NEW AC PAVING



		CONSTRUCTION +CONTINGENCY	SOFT COSTS	(2024) ESCALATION
AMISTAD HIGH SCHOOL		\$1,663,497	\$2,129,276	\$2,384,789
PRIORITY 1		\$404,300	\$517,504	\$579,604
Building 100 - Admin/MPR/Kitchen	New MPR Restroom Expansion	\$404,300	\$517,504	\$579,604
PRIORITY 2		\$1,016,095	\$1,300,602	\$1,456,674
Building 200 - Classrooms	Converted SDC Classroom	\$355,498	\$455,037	\$509,642
Site Wide	New Shade Shelter	\$500,086	\$640,110	\$716,923
Building 200 - Classrooms	Reconfigured Conference and Security Rooms For Privacy	\$82,192	\$105,206	\$117,830
Building 200 - Classrooms	Window Finish Upgrades for Security	\$78,319	\$100,248	\$112,278
PRIORITY 3		\$243,102	\$311,171	\$348,511
Building 600 - Library/Classrooms	Converted College and Career Center	\$98,921	\$126,619	\$141,813
Site Wide	New Softball Field Fencing	\$144,181	\$184,552	\$206,698

Horizon School and Summit High School

43-330 PALM ROYALE DRIVE | LA QUINTA, CA 92253

SCHOOL DATA

MASCOT

Home of the Coyotes and Mountain Lions

MISSION

Horizon School is committed to providing quality educational programs designed to meet the specific individual needs and address academic abilities of students who benefit from an alternative approach to learning. Upon graduation, students will be college and career ready.

Summit High School provides an educational experience that meets the diverse needs of students, guiding them to become life-long learners and productive members of society.

DESCRIPTION

Summit High School and Horizon School are located in the northern region of La Quinta.

SITE STATISTICS

Original Construction Date	2006
CDS Code	33 67058 3330909 / 33 67058 0114504
Site Size	6.2 acres
Total Square footage	79,888
2021-22 Enrollment	939
Permanent Classrooms	19
Portable Classrooms	0

LEGEND

□ □ □ □ PROPERTY LINE

○ ○ ○ ○ FENCE

— — — — CIRCULATION

★ ENTRANCE



Horizon School and Summit High School

43-330 PALM ROYALE DRIVE | LA QUINTA, CA 92253

EXISTING



LEGEND

- CERTIFIED
- UNCERTIFIED
- OPEN / ACTIVE
- N / A



Horizon School and Summit High School

43-330 PALM ROYALE DRIVE | LA QUINTA, CA 92253

SITE PLAN

SITE WORK

- 1. NEW CONCRETE SEATING
- 2. NEW LANDSCAPE

NEW CONSTRUCTION

- 3. NEW SHADE STRUCTURE

MAJOR RECONFIGURATION

- 4. CONVERTED COLLABORATION SPACE / IEP ROOM
- 5. CONVERTED TEACHERS OFFICES
- 6. RECONFIGURED ADA RESTROOMS

MODERNIZATION

- 7. HVAC SYSTEM UPGRADES



LEGEND

- NEW CONSTRUCTION
- MODERNIZATION
- MAJOR RECONFIGURATION
- NEW LANDSCAPING
- NEW CONCRETE
- NEW AC PAVING



		CONSTRUCTION +CONTINGENCY	SOFT COSTS	(2024) ESCALATION
SUMMIT-HORIZON SCHOOL		\$9,326,337	\$11,937,711	\$13,370,237
PRIORITY 2		\$8,746,737	\$11,195,823	\$12,539,322
Site Wide	Building Envelope	\$24,000	\$30,720	\$34,406
Buildings 100 - 300	Converted IEP Rooms	\$61,462	\$78,671	\$88,112
Buildings 100 - 300	Converted Teacher Offices	\$385,138	\$492,977	\$552,134
Site Wide	HVAC Upgrades	\$7,189,650	\$9,202,752	\$10,307,082
Site Wide	New Concrete Paving	\$14,660	\$18,765	\$21,017
Site Wide	New Enhanced Courtyard	\$468,436	\$599,598	\$671,550
Site Wide	New Restroom Building	\$133,250	\$170,560	\$191,027
Site Wide	New Shade Structure	\$385,061	\$492,878	\$552,023
Site Wide	Plumbing	\$20,280	\$25,958	\$29,073
Buildings 100 - 300	Roofs	\$28,800	\$36,864	\$41,288
Building 500	Structural Repairs	\$36,000	\$46,080	\$51,610
PRIORITY 3		\$579,600	\$741,888	\$830,915
Site Wide	HVAC - Mechanical Systems	\$579,600	\$741,888	\$830,915

Indio High School

81-750 AVENUE 46 | INDIO, CA 92201

SCHOOL DATA

MASCOT

Home of the Rajahs

MISSION

Indio High School is a comprehensive school that bridges the rich tradition of the Indio community to the challenges of the twenty-first century by providing its diverse student population with rigorous academics, complimented by athletics, the arts and activities.

DESCRIPTION

Indio High School is located in the central region of Indio and serves students in grades nine through twelve.

SITE STATISTICS

Original Construction Date	1958
CDS Code	33-67058-3333192
Site Size	39.92
Total Square footage	234,376
2021-22 Enrollment	2,016
Permanent Classrooms	84
Portable Classrooms	0

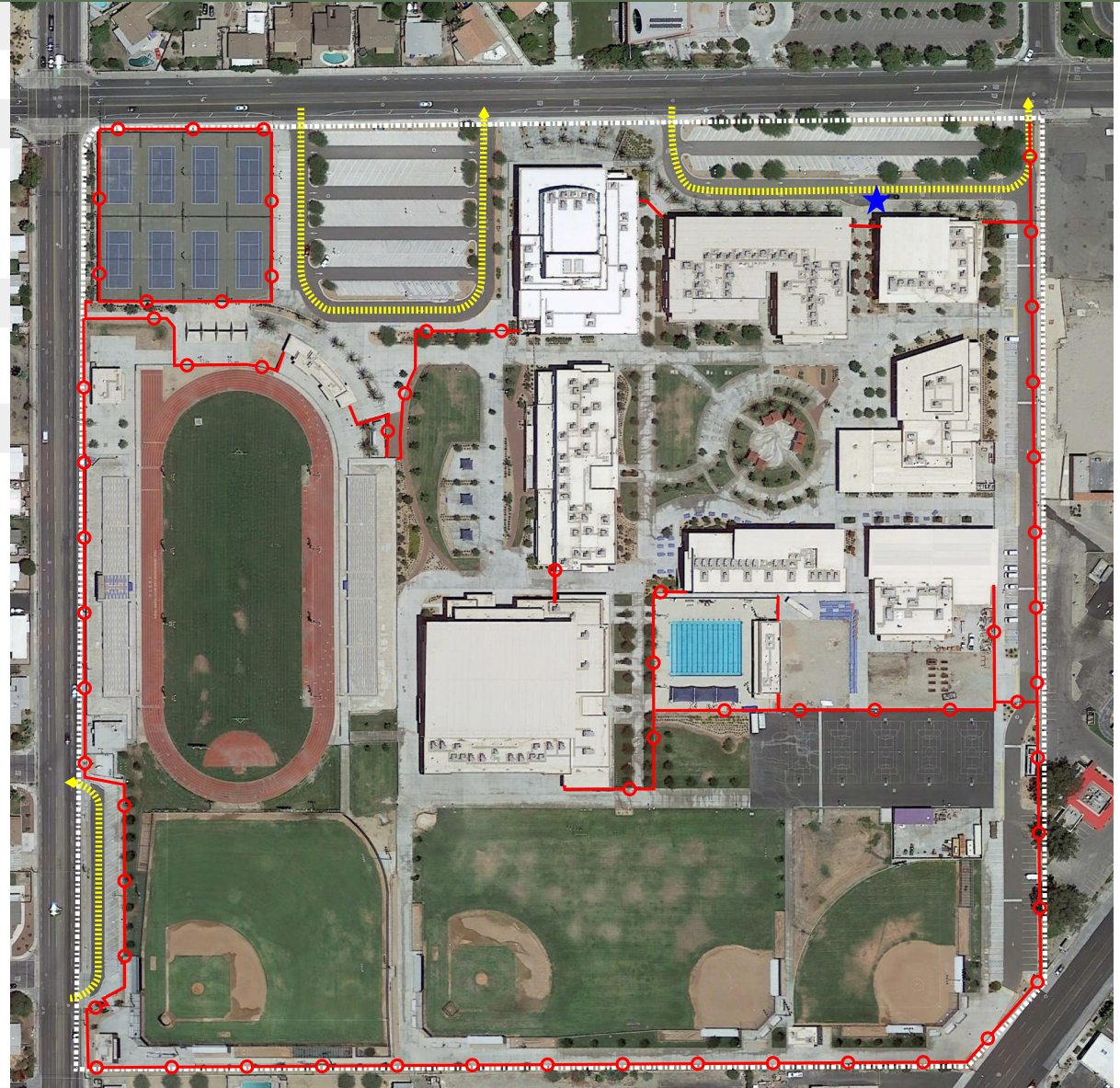
LEGEND

□ □ □ □ PROPERTY LINE

○ ○ ○ ○ FENCE

— — — — CIRCULATION

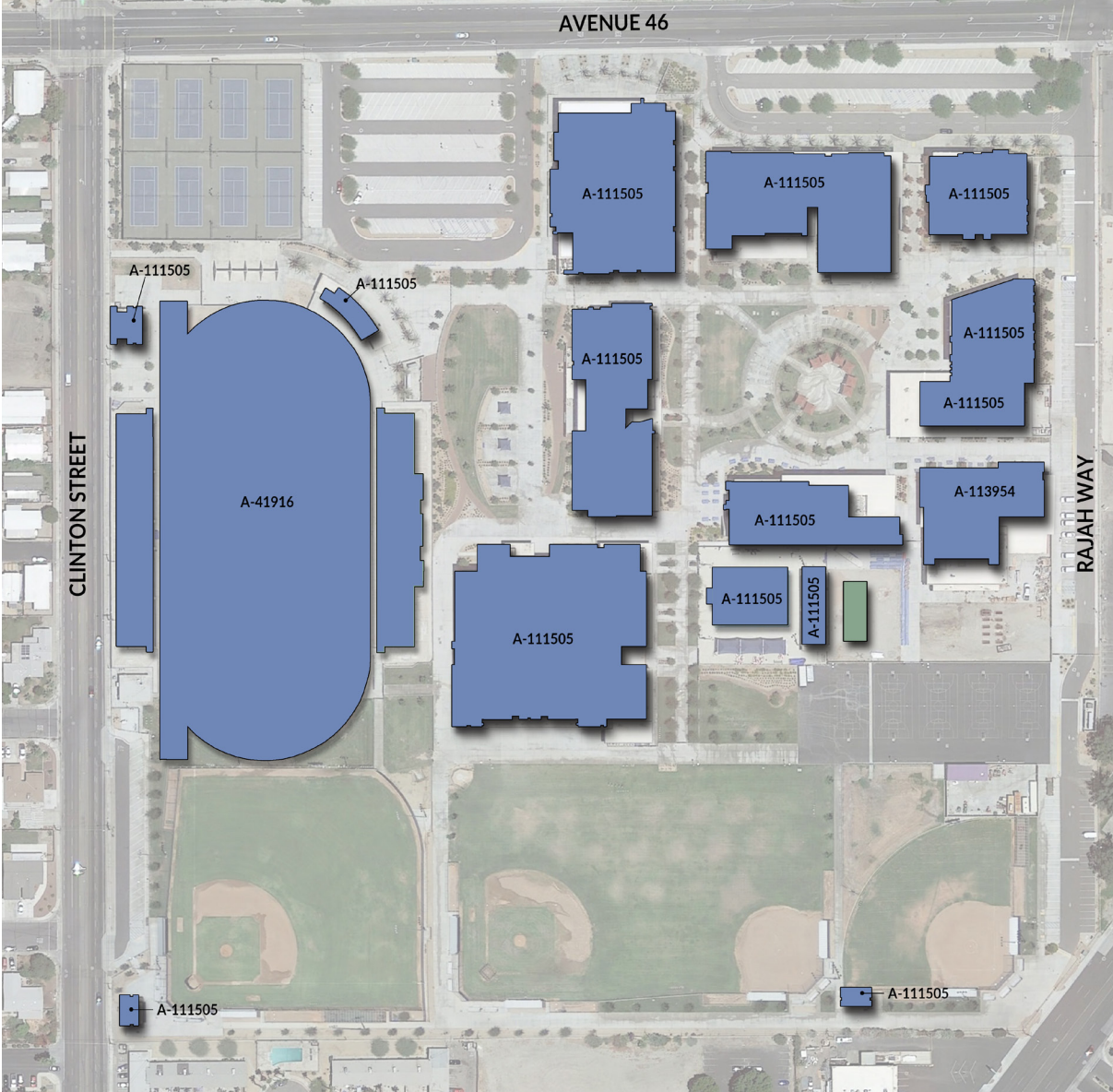
★ ENTRANCE



Indio High School

81-750 AVENUE 46 | INDIO, CA 92201

EXISTING



LEGEND

- CERTIFIED
- UNCERTIFIED
- OPEN / ACTIVE
- N / A



Indio High School

81-750 AVENUE 46 | INDIO, CA 92201

SITE PLAN

SITE WORK

1. NEW CONCRETE PAVEMENT
2. NEW FIELD LIGHTING
3. NEW TENNIS COURTS
4. NEW GARDEN / PLANTERS
5. NEW TRACK & FIELD

NEW CONSTRUCTION

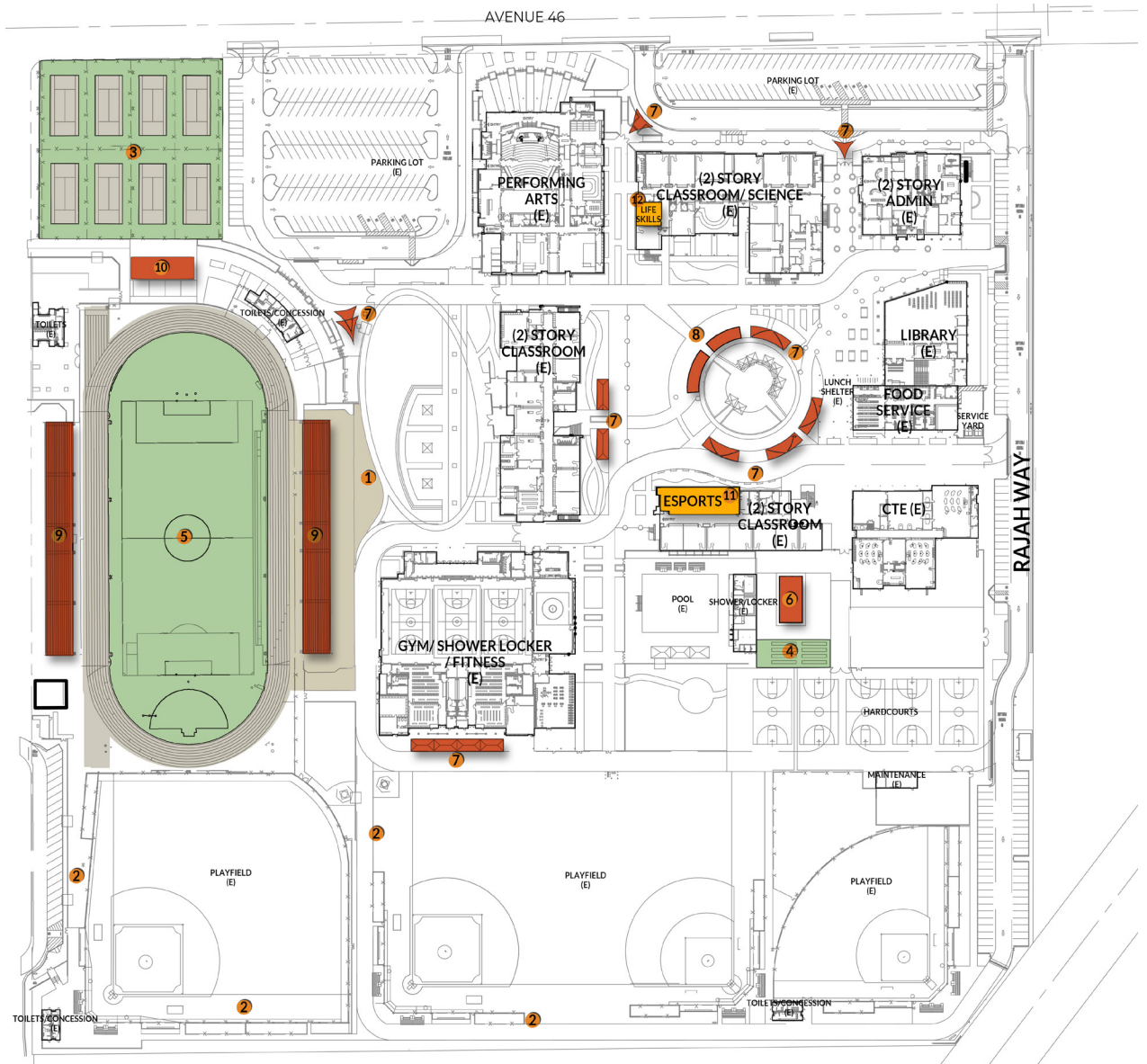
6. NEW GREENHOUSE
7. NEW SHADE STRUCTURE
8. NEW FOOD SERVICE KIOSKS
9. NEW STADIUM BLEACHERS
10. CONVERT EXISTING HANDBALL COURTS TO NEW TENNIS COURT BLEACHERS

MAJOR RECONFIGURATION

11. CONVERTED ESPORTS FACILITY
12. CONVERTED LIFE SKILLS ROOM

LEGEND

- NEW CONSTRUCTION
- MODERNIZATION
- MAJOR RECONFIGURATION
- NEW LANDSCAPING
- NEW CONCRETE
- NEW AC PAVING



		CONSTRUCTION +CONTINGENCY	SOFT COSTS	(2024) ESCALATION
INDIO HIGH SCHOOL		\$33,432,438	\$42,793,521	\$47,928,743
PRIORITY 1		\$2,645,834	\$3,386,668	\$3,793,068
Site Wide	Shade shelter	\$2,645,834	\$3,386,668	\$3,793,068
PRIORITY 2		\$23,278,553	\$29,796,548	\$33,372,134
Site Wide	E-sports facility (review building)	\$793,857	\$1,016,137	\$1,138,073
Site Wide	New field lighting	\$884,696	\$1,132,411	\$1,268,300
Site Wide	New stadium and bleaches	\$21,600,000	\$27,648,000	\$30,965,760
PRIORITY 3		\$7,508,051	\$9,610,305	\$10,763,542
Site Wide	New garden planters	\$19,561	\$25,038	\$28,043
Site Wide	New greenhouse	\$1,778,733	\$2,276,778	\$2,549,992
Site Wide	New secondary food service buildings	\$5,025,805	\$6,433,030	\$7,204,994
Site Wide	New tennis courts	\$683,952	\$875,459	\$980,514

La Quinta High School

79-255 BLACKHAWK WAY | LA QUINTA, CA 92253

SCHOOL DATA

MASCOT

Home of the Blackhawks

MISSION

The mission of La Quinta High School's culturally diverse community is to provide, through a wide range of programs and opportunities, an academic, creative, social, and co-curricular environment that develops well-rounded lifelong learners who are productive, ethical, and global citizens.

DESCRIPTION

La Quinta High School is located in the northern region of La Quinta and serves students in grades nine through twelve.

SITE STATISTICS

Original Construction Date	1994
CDS Code	33-67058-3330669
Site Size	44.85 acres
Total Square footage	255,700
2021-22 Enrollment	2,582
Permanent Classrooms	106
Portable Classrooms	0

LEGEND

□ □ □ □ PROPERTY LINE

○ ○ ○ ○ FENCE

— — — — CIRCULATION

★ ENTRANCE



La Quinta High School

79-255 BLACKHAWK WAY | LA QUINTA, CA 92253

EXISTING



LEGEND

- CERTIFIED
- UNCERTIFIED
- OPEN / ACTIVE
- N / A



La Quinta High School

79-255 BLACKHAWK WAY | LA QUINTA, CA 92253

SITE PLAN

SITE WORK

1. NEW CONCRETE PAVEMENT
2. NEW LANDSCAPE
3. NEW SHADE TREES
4. RECONDITIONED PLAY FIELD
5. NEW PARKING EXIT
6. NEW ASPHALT SLURRY SEAL & STRIPING
7. NEW CONCRETE SEATING

NEW CONSTRUCTION

8. NEW BLEACHERS
9. NEW SHADE SHELTER
10. NEW WRESTLING / WEIGHT ROOM / FITNESS CENTER
11. NEW STORAGE EXPANSION
12. NEW DANCE ROOM EXPANSION
13. NEW ADMINISTRATION EXPANSION
14. NEW LUNCH SHELTER EXPANSION

MAJOR RECONFIGURATION

15. CONVERTED COMPUTER LAB TO NETWORKING PATHWAY
16. CONVERTED CULINARY ART AND RECONFIGURED CERAMIC ROOM
17. RECONFIGURED ESPORT ROOM
18. RECONFIGURED MAKERSPACE
19. RECONFIGURED THEATER ARTS BUILDING
20. CONVERTED STORAGE TO RESTROOM
21. RECONFIGURED ADA RESTROOMS

MODERNIZATION

22. EXTERIOR & INTERIOR FINISH UPGRADES
23. HVAC SYSTEM UPGRADES
24. NEW LUNCH SHELTER EXPANSION

LEGEND

- NEW CONSTRUCTION
- MODERNIZATION
- MAJOR RECONFIGURATION
- NEW LANDSCAPING
- NEW CONCRETE
- NEW AC PAVING



		CONSTRUCTION +CONTINGENCY	SOFT COSTS	(2024) ESCALATION
LA QUINTA HIGH SCHOOL		\$76,504,178	\$97,925,348	\$109,676,390
PRIORITY 1		\$29,451,191	\$37,697,524	\$42,221,227
Building E - Classrooms	Converted computer lab to IT room	\$174,567	\$223,446	\$250,259
Building BB - Gym	Converted storage to restroom	\$199,040	\$254,771	\$285,344
Site	HVAC system upgrades	\$14,101,784	\$18,050,284	\$20,216,318
Building B - Food Service	Lunch shelter expansion	\$1,180,636	\$1,511,214	\$1,692,560
Building 0 - Classrooms	Reconfigured ADA restrooms	\$1,995,998	\$2,554,877	\$2,861,463
Building E - Classrooms	Reconfigured art space	\$256,234	\$327,980	\$367,337
Building E - Classrooms	Reconfigured E-Sports room	\$281,012	\$359,695	\$402,859
Building K - Theater	Reconfigured theater arts building	\$11,261,920	\$14,415,258	\$16,145,089
PRIORITY 2		\$44,972,791	\$57,565,172	\$64,472,993
Building P - Gym	Administration expansion - interior	\$396,928	\$508,068	\$569,036
Building P - Gym	Administration expansion- building shell and core	\$873,838	\$1,118,513	\$1,252,734
Building P - Gym	Dance room expansion - interior	\$170,112	\$217,743	\$243,873
Building P - Gym	Dance room expansion- building shell and core	\$374,502	\$479,363	\$536,886
Building 0 - Classrooms	Exterior modernization	\$13,733,435	\$17,578,797	\$19,688,252
Building 0 - Classrooms	Interior modernization	\$26,184,828	\$33,516,580	\$37,538,569
Site	New asphalt slurry seal	\$49,200	\$62,976	\$70,533
Site	New concrete seating	\$792,000	\$1,013,760	\$1,135,411
Building P - Gym	New storage expansion - interior	\$70,880	\$90,726	\$101,614
Building P - Gym	New storage expansion- building shell and core	\$156,043	\$199,735	\$223,703
Site	Playgrounds and Fields	\$735,000	\$940,800	\$1,053,696
Site	Shade shelter	\$1,428,075	\$1,827,936	\$2,047,288
Site	Slurry coat and hardcourt striping	\$7,950	\$10,176	\$11,397

		CONSTRUCTION +CONTINGENCY	SOFT COSTS	(2024) ESCALATION
PRIORITY 3		\$2,080,196	\$2,662,651	\$2,982,169
Building B - Food Service	Exterior modernization	\$660,550	\$845,504	\$946,964
Site	New barrier gate	\$5,159	\$6,604	\$7,396
Stadium & Bleachers & Concessions	New bleachers	\$399,040	\$510,771	\$572,064
Site	New concrete paving	\$10,000	\$12,800	\$14,336
Site	New drinking fountain / bottle filler	\$11,747	\$15,036	\$16,840
Site	New landscape	\$390,000	\$499,200	\$559,104
Site	New parking exit	\$231,250	\$296,000	\$331,520
Site	Reconditioned play field turf / catch basin	\$342,450	\$438,336	\$490,936
Site	Shade trees	\$30,000	\$38,400	\$43,008

Palm Desert High School

74910 AZTEC ROAD | PALM DESERT, CA 92260

SCHOOL DATA

MASCOT

Home of the Aztecs





DESCRIPTION

Palm Desert High School is located in the eastern region of Palm Desert and serves students in grades nine through twelve.

SITE STATISTICS

Original Construction Date	1986
Campus Reconstruction	2012
CDS Code	33 67058 3330388
Site Size	42.4 acres
Total Square footage	229,426
2021-22 Enrollment	2,122
Permanent Classrooms	73
Portable Classrooms	2

LEGEND

-  PROPERTY LINE
-  FENCE
-  CIRCULATION
-  ENTRANCE



Palm Desert High School

74910 AZTEC ROAD | PALM DESERT, CA 92260

EXISTING

LEGEND

- CERTIFIED
- UNCERTIFIED
- OPEN / ACTIVE
- N / A



Palm Desert High School

74910 AZTEC ROAD | PALM DESERT, CA 92260

SITE PLAN

SITE WORK

1. NEW TRACK & FIELD
2. NEW BASEBALL FENCING & FOUL BALL NETTING
3. NEW POOL
4. NEW CONCRETE PAVEMENT
5. NEW LANDSCAPING

NEW CONSTRUCTION

6. NEW HOME STADIUM BLEACHERS WITH PRESS BOX
7. NEW POOL BLEACHERS
8. NEW 8-CLASSROOM BUILDING WITH ESPORT FACILITY
9. NEW CHANGING / SHOWER ROOM BUILDING
10. NEW POOL EQUIPMENT BUILDING
11. NEW CONCESSION BUILDING
12. NEW SHADE SHELTER
13. NEW LUNCH SHELTER EXPANSION
14. NEW STORAGE EXPANSION

MAJOR RECONFIGURATION

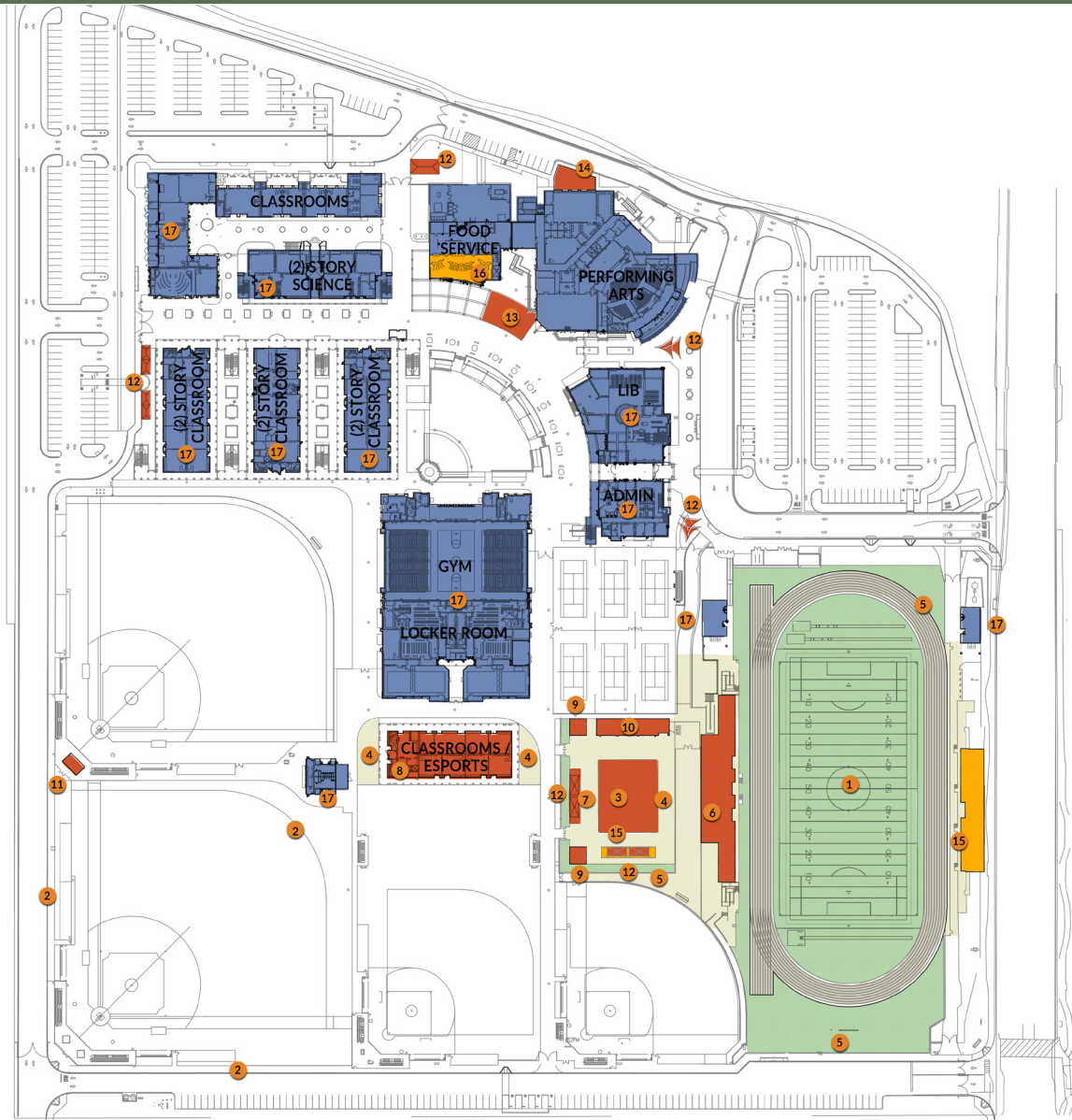
15. RELOCATED EXISTING VISITOR BLEACHERS
16. CONVERTED FOOD SERVICE SPEED LINES

MODERNIZATION

17. EXTERIOR & INTERIOR FINISH UPGRADES

LEGEND

- NEW CONSTRUCTION
- MODERNIZATION
- MAJOR RECONFIGURATION
- NEW LANDSCAPING
- NEW CONCRETE
- NEW AC PAVING



		CONSTRUCTION +CONTINGENCY	SOFT COSTS	(2024) ESCALATION
PALM DESERT HIGH SCHOOL		\$86,380,052	\$110,566,467	\$123,834,443
PRIORITY 1		\$2,310,626	\$2,957,601	\$3,312,513
Site Wide	New Shade Shelter	\$2,310,626	\$2,957,601	\$3,312,513
PRIORITY 2		\$21,638,736	\$27,697,582	\$31,021,292
Site Wide	New Concrete Paving	\$38,736	\$49,582	\$55,532
Site Wide	New Stadium	\$21,600,000	\$27,648,000	\$30,965,760
PRIORITY 3		\$62,430,690	\$79,911,283	\$89,500,637
Building 1 - Admin	Exterior Finish Upgrades	\$13,361,550	\$17,102,784	\$19,155,118
Building 1 - Admin	Interior Finish Upgrades	\$35,018,947	\$44,824,252	\$50,203,162
Site Wide	New 25 YD. x 25 MTR. Pool	\$1,106,962	\$1,416,911	\$1,586,941
Site Wide	New Bleachers at Aquatic Center	\$99,760	\$127,693	\$143,016
Site Wide	New Classroom Building	\$11,040,319	\$14,131,608	\$15,827,401
Site Wide	New Concession Building	\$137,318	\$175,767	\$196,859
Site Wide	New Foul Ball Netting	\$3,500	\$4,480	\$5,018
Site Wide	New Landscaping	\$300,000	\$384,000	\$430,080
Site Wide	New Pool Equipment Building	\$1,313,254	\$1,680,965	\$1,882,681
Site Wide	Plumbing	\$49,080	\$62,822	\$70,361

Shadow Hills High School

39-225 JEFFERSON STREET | INDIO, CA 92201

SCHOOL DATA

MASCOT

Home of the Knights

MISSION

At Shadow Hills High School, all students will be prepared for a dynamic future via a rigorous standards-based curriculum, will be dedicated to relevant learning pathways and will be supported through literacy based instructional practices, and mentored through skilled professional relationships.





DESCRIPTION

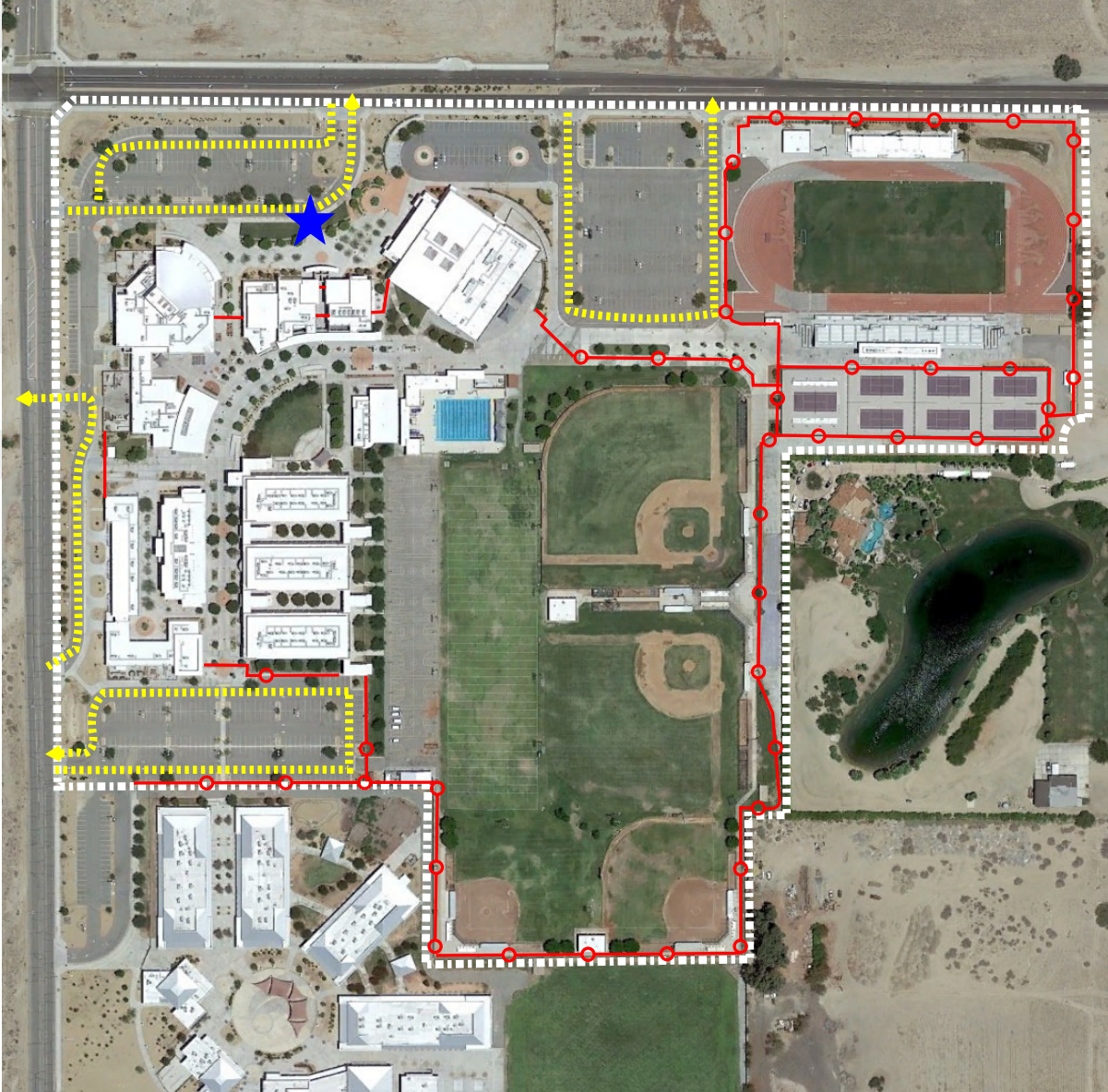
Shadow Hills High School is located in the central region of Indio and serves students in grades nine through twelve.

SITE STATISTICS

Original Construction Date	2009
CDS Code	33 67058 0118885
Site Size	48.49 acres
Total Square footage	259,186
2021-22 Enrollment	1,952
Permanent Classrooms	74
Portable Classrooms	0

LEGEND

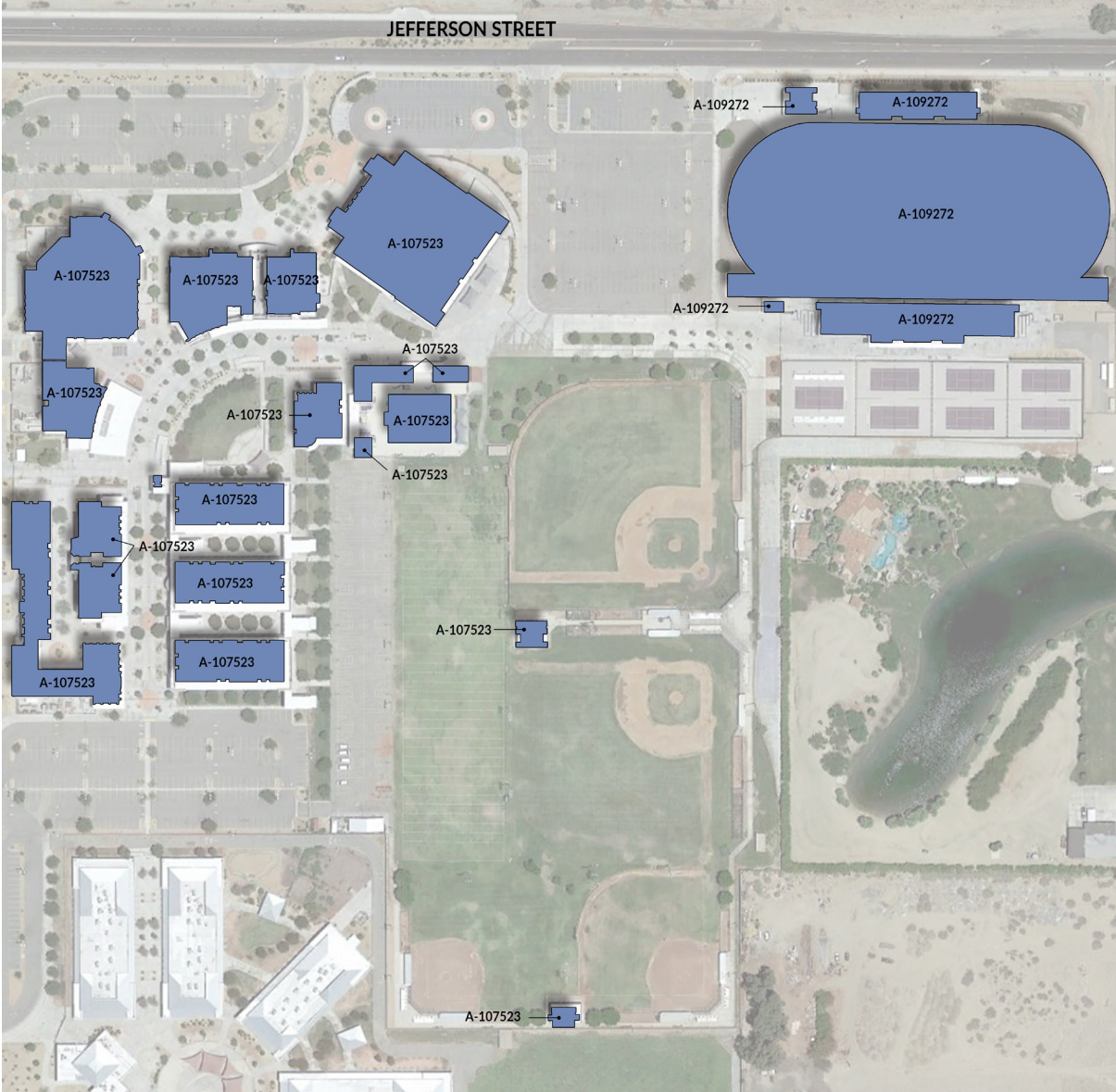
-  PROPERTY LINE
-  FENCE
-  CIRCULATION
-  ENTRANCE



Shadow Hills High School

39-225 JEFFERSON STREET | INDIO, CA 92201

EXISTING



LEGEND

- CERTIFIED
- UNCERTIFIED
- OPEN / ACTIVE
- N / A



Shadow Hills High School

39-225 JEFFERSON STREET | INDIO, CA 92201

SITE PLAN

SITE WORK

- 1. NEW CONCRETE PAVEMENT
- 2. NEW LANDSCAPE
- 3. NEW FIELD IMPROVEMENTS
- 4. NEW AC PAVEMENT
- 5. NEW ASPHALT SLURRY SEAL & STRIPING
- 6. NEW SECURITY FENCING & GATES

NEW CONSTRUCTION

- 7. NEW LUNCH SHELTER EXPANSION
- 8. NEW SHADE SHELTER
- 9. NEW TWO-STORY CLASSROOM BUILDING

MAJOR RECONFIGURATION

- 10. CONVERTED FOOD SERVICE SPEED LINES

MODERNIZATION

- 11. EXTERIOR & INTERIOR FINISH UPGRADES
- 12. SOUND SYSTEM UPGRADES



LEGEND

- NEW CONSTRUCTION
- MODERNIZATION
- MAJOR RECONFIGURATION
- NEW LANDSCAPING
- NEW CONCRETE
- NEW AC PAVING



		CONSTRUCTION +CONTINGENCY	SOFT COSTS	(2024) ESCALATION
SHADOW HILLS HIGH SCHOOL		\$22,813,272	\$29,200,988	\$32,705,107
PRIORITY 1		\$1,725,239	\$2,208,306	\$2,473,303
Site	New basketball courts	\$1,440,051	\$1,843,265	\$2,064,457
Site	New security fencing	\$285,188	\$365,041	\$408,846
PRIORITY 2		\$3,328,668	\$4,260,695	\$4,771,978
Site	New Slurry Coat and Striping	\$2,855,782	\$3,655,401	\$4,094,049
Site	New Slurry Coat and Striping	\$461,453	\$590,660	\$661,539
Building 2 - Gym	Replace sound system	\$11,433	\$14,634	\$16,390
PRIORITY 3		\$17,759,365	\$22,731,987	\$25,459,826
Building 5 - Classrooms	Address drainage issue level 1	\$0	\$0	\$0
Building 5 - Classrooms	Address drainage issue level 2	\$0	\$0	\$0
Site	Electric vehicle charging station	\$26,000	\$33,280	\$37,274
Building - Food Service	Exterior finish upgrades	\$2,937,830	\$3,760,422	\$4,211,673
Site	Field improvements	\$312,732	\$400,297	\$448,333
Building - Food Service	Interior finish upgrades	\$6,345,318	\$8,122,007	\$9,096,648
Site	New concrete paving	\$205,700	\$263,296	\$294,892
Site	New concrete Seat Wall	\$117,694	\$150,648	\$168,726
Site	New drinking fountain / bottle filler	\$82,229	\$105,253	\$117,883
Site	New landscape	\$132,276	\$169,313	\$189,631
Site	New two level classroom building (SDC, Esports, science classrooms, nurse office, climate controlled storage space, chart storage/charging station, storage)	\$1,857,198	\$2,377,213	\$2,662,479
Site	Shade shelter	\$3,433,352	\$4,394,691	\$4,922,053
Building 7 - Classrooms	Window framing	\$2,309,036	\$2,955,566	\$3,310,234

Dwight D. Eisenhower Community Education Center

83-391 DILLON AVENUE | INDIO, CA 92201

SCHOOL DATA

MISSION

To inspire and prepare all students to reach their goals.

DESCRIPTION

Dwight D. Eisenhower Community Education Center is an Independent study program.

SITE STATISTICS

Original Construction Date	1960
CDS Code	33 67058 0138446
Site Size	8.18 acres
Total Square footage	49,840
Permanent Classrooms	33
Portable Classrooms	0

LEGEND

□ □ □ □ PROPERTY LINE

○ ○ ○ ○ FENCE

■ ■ ■ ■ CIRCULATION

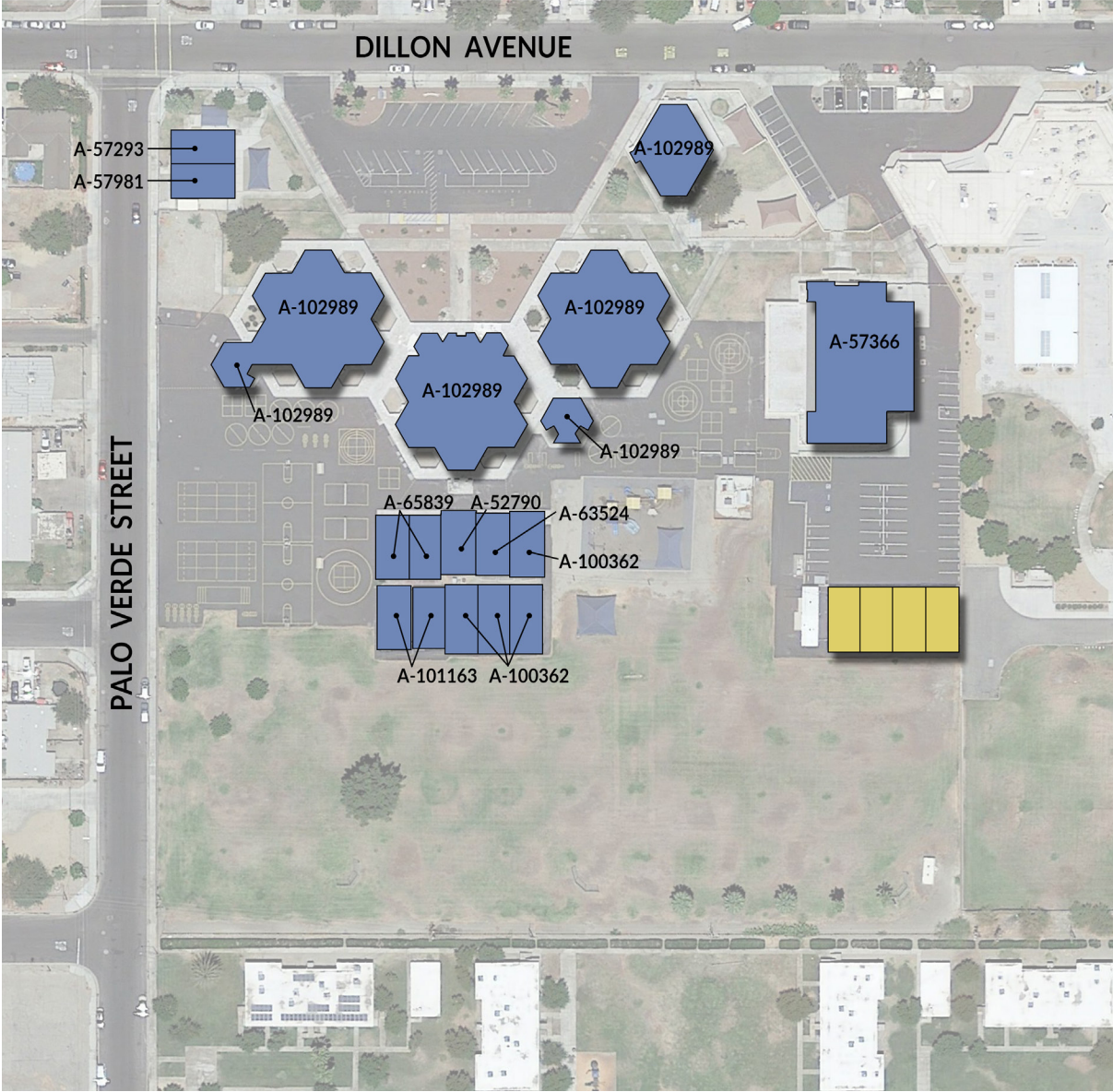
★ ENTRANCE



Dwight D. Eisenhower Community Education Center

83-391 DILLON AVENUE | INDIO, CA 92201

EXISTING



LEGEND

- CERTIFIED
- UNCERTIFIED
- OPEN / ACTIVE
- N / A



Dwight D. Eisenhower Community Education Center

83-391 DILLON AVENUE | INDIO, CA 92201

SITE PLAN

SITE WORK

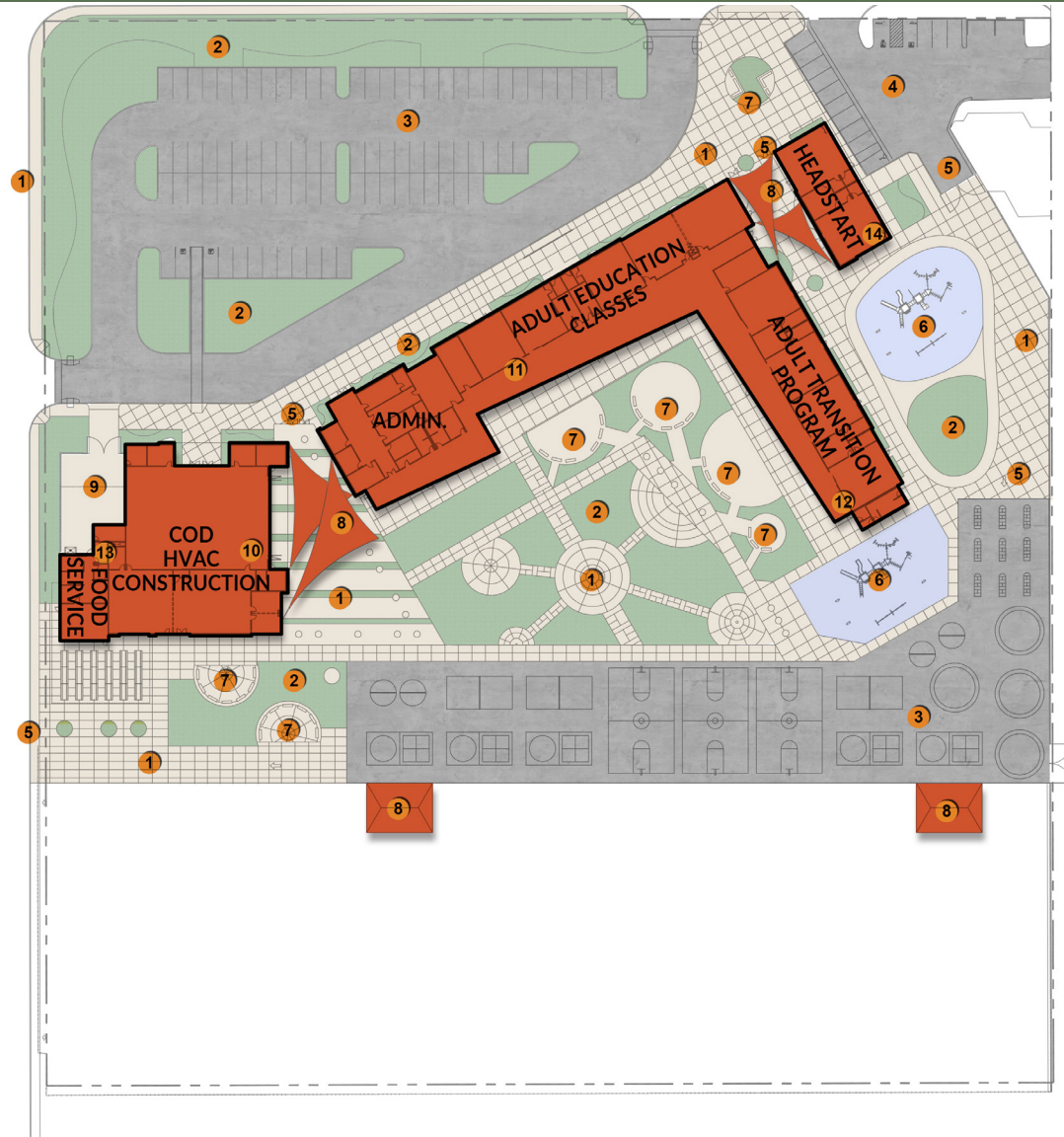
1. NEW CONCRETE PAVEMENT
2. NEW LANDSCAPE
3. NEW AC PAVEMENT & STRIPING
4. NEW ASPHALT SLURRY SEAL & STRIPING
5. NEW SECURITY FENCING & GATES
6. NEW PLAY SURFACE & EQUIPMENT
7. NEW CONCRETE SEATING

NEW CONSTRUCTION

8. NEW SHADE SHELTER
9. NEW SERVICE YARD
10. NEW CONSTRUCTION TRADE FACILITY
11. NEW ADULT EDUCATION FACILITY WITH CHILD CARE CLASSROOM
12. NEW ADULT TRANSITION FACILITY WITH LIFE SKILLS CLASSROOM
13. NEW FOOD SERVICE FOR STUDENT FOOD HANDLING PROGRAM
14. NEW HEAD START

LEGEND

- NEW CONSTRUCTION
- MODERNIZATION
- MAJOR RECONFIGURATION
- NEW LANDSCAPING
- NEW CONCRETE
- NEW AC PAVING



		CONSTRUCTION +CONTINGENCY	SOFT COSTS	(2024) ESCALATION
EISENHOWER COMMUNITY EDUCATION CENTER		\$29,783,606	\$38,123,016	\$42,697,778
PRIORITY 1		\$29,783,606	\$38,123,016	\$42,697,778
Site Wide	Demolition	\$996,980	\$1,276,134	\$1,429,271
Site Wide	New Construction	\$21,701,106	\$27,777,416	\$31,110,706
Site Wide	Site Work	\$7,085,520	\$9,069,466	\$10,157,801

John Adams Early Childhood Learning Center

50-800 DESERT CLUB DRIVE | LA QUINTA, CA 92253

SCHOOL DATA

MISSION

Adams Early Childhood Learning Center strives to provide extra support to ensure equal opportunity for students with unique needs. By using evidence based practices, respecting diversity, and providing ongoing training, Adams Early Childhood Learning Center provides students with an educational foundation to empower families.

DESCRIPTION

Adams Early Childhood Learning Center is located in the heart of the community in downtown La Quinta and serves students in both Early Childhood Special Education and Early Childhood Education.

SITE STATISTICS

Original Construction Date	1995
CDS Code	33 67058 0134353
Site Size	8.18 acres
Total Square footage	49,840
Permanent Classrooms	26
Portable Classrooms	8

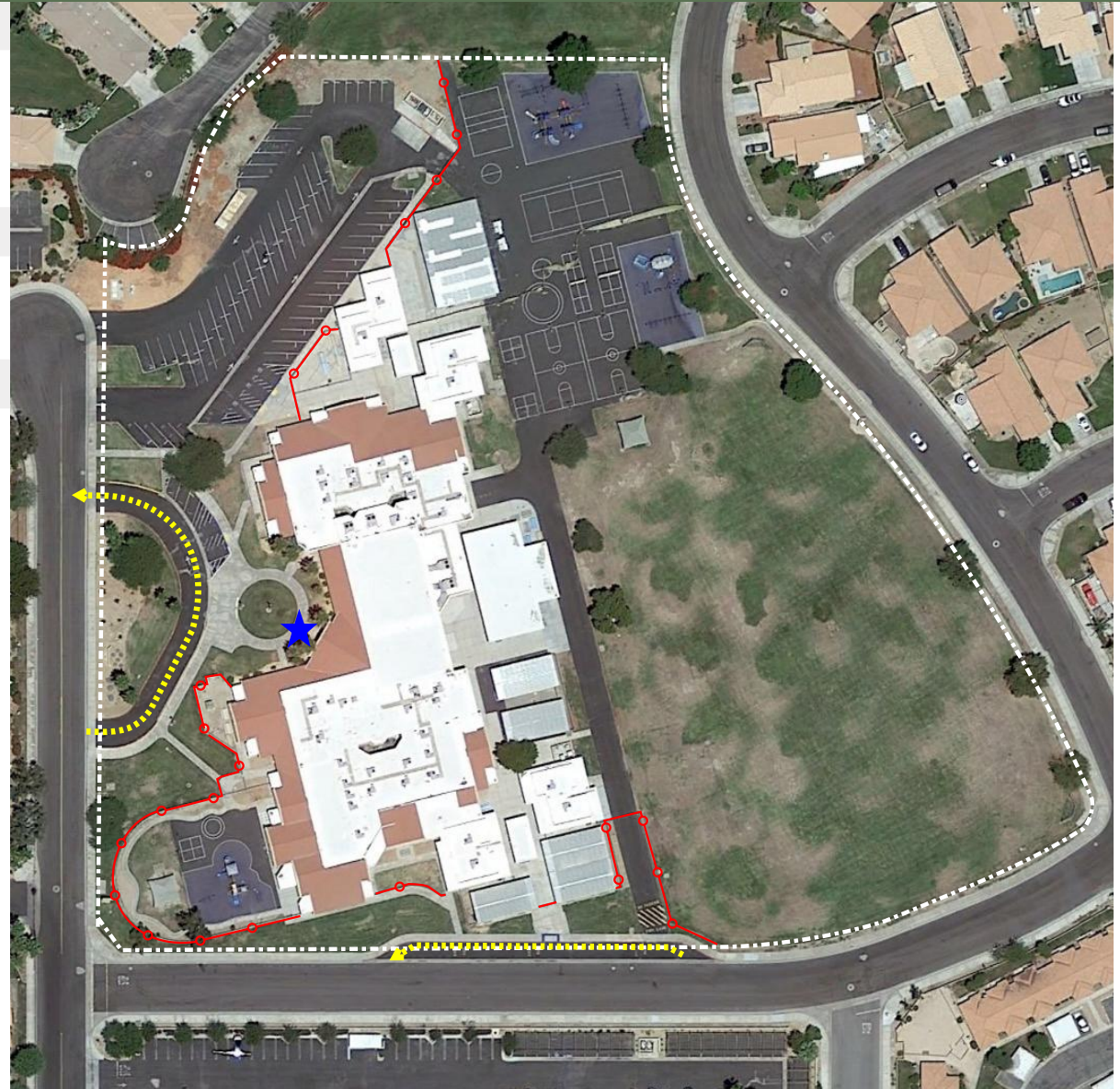
LEGEND

□ □ □ □ PROPERTY LINE

○ ○ ○ ○ FENCE

■ ■ ■ ■ CIRCULATION

★ ENTRANCE



John Adams Early Childhood Learning Center

50-800 DESERT CLUB DRIVE | LA QUINTA, CA 92253

EXISTING

LEGEND

- CERTIFIED
- UNCERTIFIED
- OPEN / ACTIVE
- N / A



John Adams Early Childhood Learning Center

50-800 DESERT CLUB DRIVE | LA QUINTA, CA 92253

SITE PLAN

SITE WORK

1. NEW CONCRETE PAVEMENT
2. NEW LANDSCAPE
3. NEW STUDENT DROP-OFF
4. NEW ASPHALT SLURRY SEAL & STRIPING
5. DEMO EXISTING PLAY EQUIPMENT & SURFACE & CONSTRUCT NEW AC PAVEMENT
6. NEW SECURITY FENCING & GATE
7. NEW ACCESSIBLE PLAY EQUIPMENT & SURFACE
8. NEW STAFF LOUNGE PATIO
9. NEW PLAY AREA EXPANSION FOR SDC ACCESS
10. NEW MARQUEE SIGN

NEW CONSTRUCTION

11. NEW SHADE SHELTER
12. NEW HALLWAY EXPANSION

MAJOR RECONFIGURATION

13. CONVERTED ADMINISTRATION LOBBY & OFFICES
14. RECONFIGURED SDC CLASSROOM & OFFICES
15. CONVERTED INDOOR IMAGINATIVE PLAY / ART SPACES
16. CONVERTED COVERED OUTDOOR IMAGINATIVE PLAY SPACE
17. CONVERTED ADA RESTROOMS
18. RECONFIGURED ADA RESTROOMS WITH CHANGING AREAS
19. RECONFIGURED ADA RESTROOMS

MODERNIZATION

20. EXTERIOR & INTERIOR FINISH UPGRADES
21. HVAC SYSTEM UPGRADES

LEGEND

- NEW CONSTRUCTION
- MODERNIZATION
- MAJOR RECONFIGURATION
- NEW LANDSCAPING
- NEW CONCRETE
- NEW AC PAVING



		CONSTRUCTION +CONTINGENCY	SOFT COSTS	(2024) ESCALATION
JOHN ADAMS EARLY CHILDHOOD LEARNING CENTER		\$21,833,101	\$27,946,369	\$31,299,934
PRIORITY 1		\$21,699,181	\$27,774,952	\$31,107,946
Site Wide	Converted ADA Restrooms	\$1,480,360	\$1,894,861	\$2,122,244
Building A - Admin/MPR/CR/Lib	Converted Admin Lobby and Offices	\$827,680	\$1,059,430	\$1,186,562
Site Wide	Converted Covered Outdoor Imaginative Play Space	\$58,810	\$75,277	\$84,310
Building A - Admin/MPR/CR/Lib	Converted Indoor Imaginative Play / Art Space	\$1,645,532	\$2,106,281	\$2,359,035
Site Wide	Demo Existing Play Equipment and Construct New AC Paving	\$149,343	\$191,159	\$214,098
Relo CR 1	Exterior Finish Upgrades	\$3,284,630	\$4,204,326	\$4,708,846
Site Wide	HVAC System Upgrades	\$3,094,402	\$3,960,835	\$4,436,135
Relo CR 1	Interior Finish Upgrades	\$5,796,210	\$7,419,149	\$8,309,447
Site Wide	New AC Paving	\$802,125	\$1,026,720	\$1,149,926
Site Wide	New Accessible Play Equipment and Surface	\$419,951	\$537,537	\$602,042
Site Wide	New Concrete Pavement - Student Drop Off	\$9,560	\$12,237	\$13,705
Site Wide	New Landscape	\$167,778	\$214,756	\$240,527
Site Wide	New marquee sign	\$69,900	\$89,472	\$100,209
Site Wide	New Play Area Expansion for SDC Access	\$419,951	\$537,537	\$602,042
Site Wide	New Security Fencing and Gate	\$32,251	\$41,281	\$46,235
Site Wide	New Staff Lounge Patio	\$6,921	\$8,859	\$9,922
Site Wide	Reconfigured ADA Restrooms	\$1,112,758	\$1,424,330	\$1,595,250
Building A - Admin/MPR/CR/Lib	Reconfigured ADA Restrooms with Changing	\$404,300	\$517,504	\$579,604
Building A - Admin/MPR/CR/Lib	Reconfigured SDC Classroom and Offices	\$1,079,347	\$1,381,564	\$1,547,352
Site Wide	Shade Shelters	\$837,372	\$1,071,836	\$1,200,456
PRIORITY 3		\$133,920	\$171,418	\$191,988
Site Wide	New Accessible Play Equipment and Surface	\$133,920	\$171,418	\$191,988

District Education Center

47-950 DUNE PALMS ROAD | LA QUINTA, CA 92253

SCHOOL DATA

MISSION

To inspire and nurture every student...one opportunity at a time.

LEGEND

- □ □ □ PROPERTY LINE
- ○ ○ ○ FENCE
- ▬▬▬ CIRCULATION
- ★ ENTRANCE



District Education Center

47-950 DUNE PALMS ROAD | LA QUINTA, CA 92253

SITE PLAN

SITE WORK

1. NEW CONCRETE PAVEMENT & CURB RAMP
2. NEW ASPHALT SLURRY SEAL & STRIPING
3. REGRADED ADA PARKING & CURB RAMP
4. NEW CONCRETE LOADING DOCK
5. NEW VEHICLE WASH BAY & STORM DRAIN SYSTEM
6. NEW SECURITY FENCING & GATE
7. DEMO PLANTER WALLS FOR NEW OUTDOOR SEATING

NEW CONSTRUCTION

8. NEW PRINT SHOP EXPANSION

MAJOR RECONFIGURATION

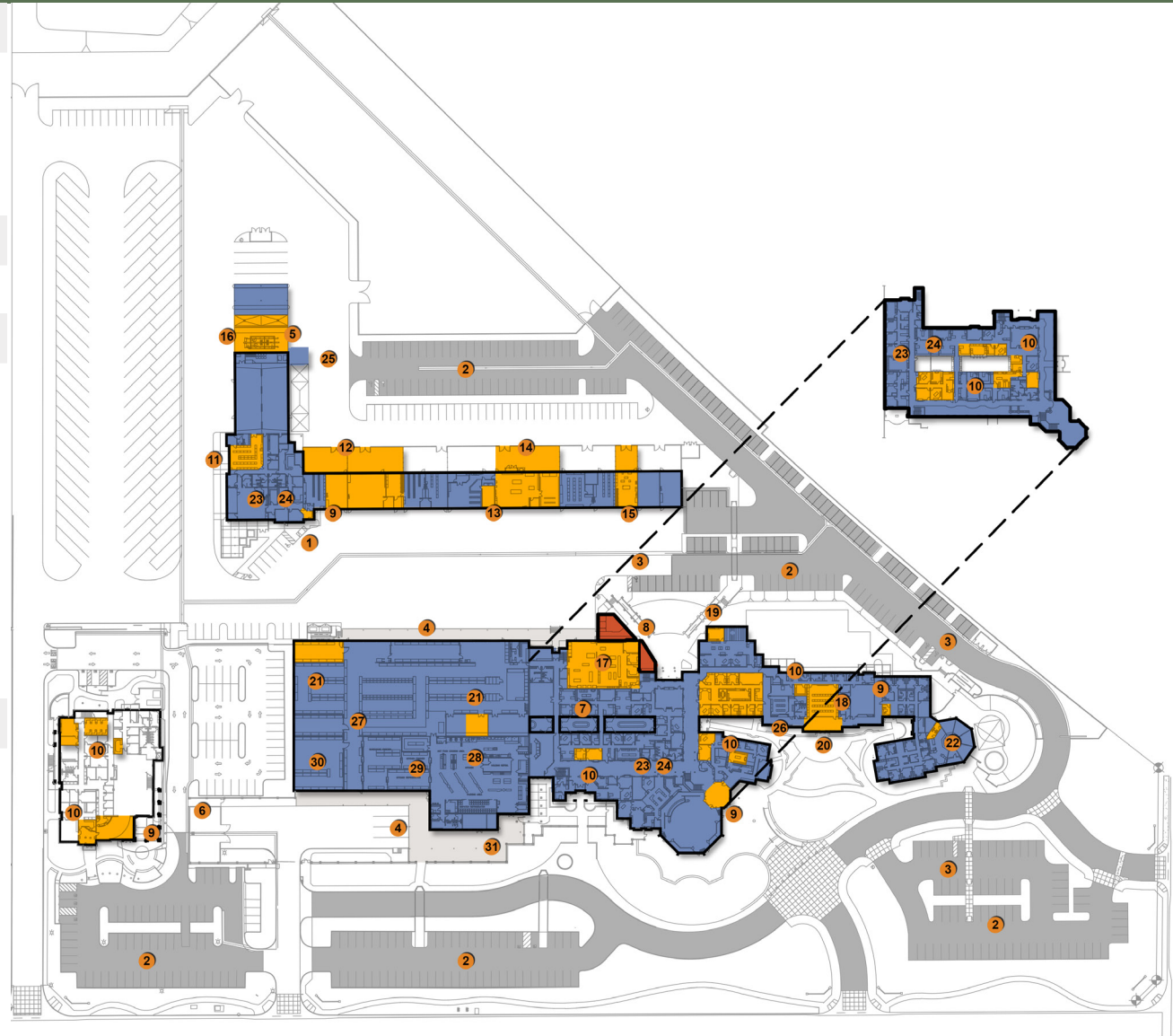
9. RECONFIGURED ENTRY LOBBY FOR SECURITY
10. RECONFIGURED OFFICE SPACES
11. RECONFIGURED PARTS STORAGE & BREAK ROOM
12. RECONFIGURED & EXPANDED OUTDOOR SECURED STORAGE
13. RECONFIGURED PAINT BOOTH
14. REMOVED DUST FILTER CONNECTION STATION & RECONFIGURED CARPENTRY SHOP
15. RECONFIGURED WELDING SHOP WITH NEW HOIST
16. RELOCATED VEHICLE LIFT STATION & CONVERTED COVERED SPACE
17. RECONFIGURED PRINT SHOP
18. RECONFIGURED COMPUTER LAB
19. CONVERTED VIDEO PRODUCTION ROOM
20. CONVERTED COLLABORATION SPACE
21. CONVERTED WAREHOUSE SPACE
22. RECONFIGURED ADA RESTROOMS

MODERNIZATION

23. EXTERIOR & INTERIOR FINISH UPGRADES
24. HVAC SYSTEM UPGRADES
25. CNG STATION UPGRADES
26. SERVER ROOM UPGRADES
27. REMOVED RECYCLING STATION
28. REMOVED STEAM PIPES
29. REPAIRED DAMAGED WALL
30. REPAIRED DAMAGED CONCRETE FLOOR
31. REPLACED CHILLERS

LEGEND

- NEW CONSTRUCTION
- MODERNIZATION
- MAJOR RECONFIGURATION
- NEW LANDSCAPING
- NEW CONCRETE
- NEW AC PAVING



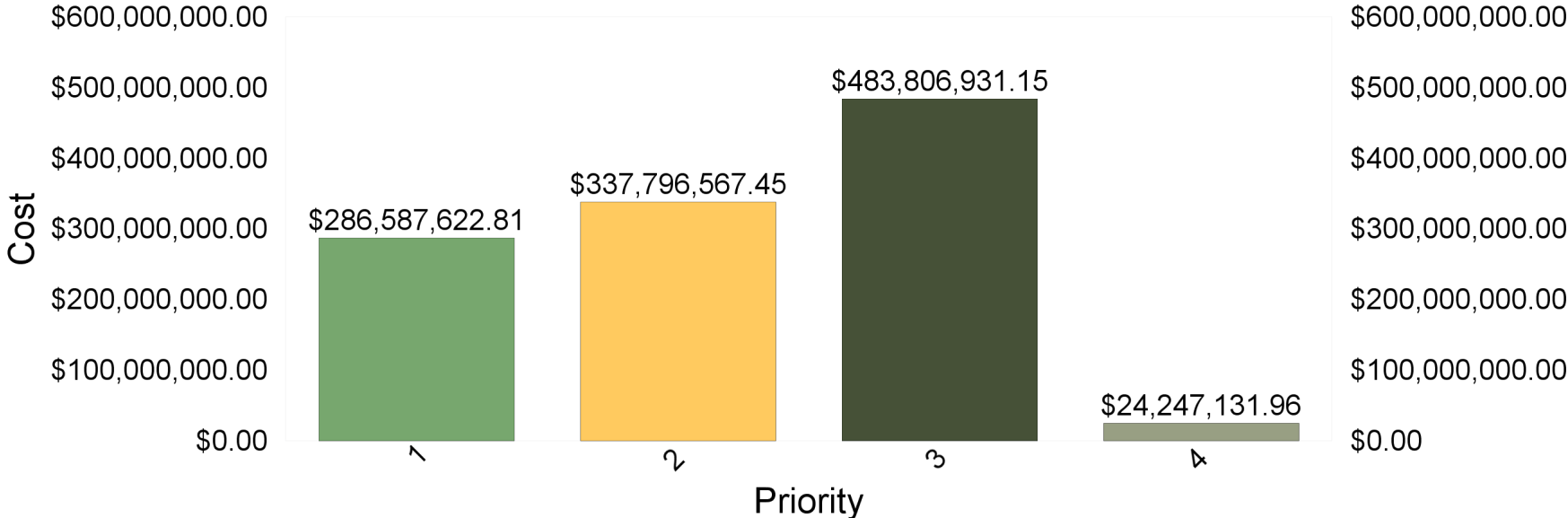
		CONSTRUCTION +CONTINGENCY	SOFT COSTS	(2024) ESCALATION
DISTRICT OFFICES/CENTRAL REGISTRATION		\$71,338,772	\$91,313,628	\$102,271,264
PRIORITY 2		\$12,796,160	\$16,379,085	\$18,344,575
Building A	Converted Collaboration Space	\$124,126	\$158,881	\$177,947
Building A	Converted Warehouse Space	\$354,025	\$453,152	\$507,530
Site Wide	Demo Planter Walls for New Outdoor Seating	\$4,500	\$5,760	\$6,451
Site Wide	New Asphalt Slurry Seal and Striping	\$3,091,568	\$3,957,207	\$4,432,072
Site Wide	New Concrete Loading Dock	\$31,090	\$39,795	\$44,571
Site Wide	New Concrete Pavement and Curb Ramp	\$4,000	\$5,120	\$5,734
Building A	New Print Shop Expansion	\$585,701	\$749,697	\$839,661
Site Wide	New Security Fencing and Gate	\$30,873	\$39,517	\$44,260
Site Wide	New Vehicle Wash Bay and Storm Drain System	\$69,888	\$89,457	\$100,191
Building A	Reconfigured ADA Restrooms	\$126,266	\$161,620	\$181,015
Building A	Reconfigured Computer Lab	\$492,882	\$630,889	\$706,596
Building A	Reconfigured Entry Lobby for Security	\$103,841	\$132,916	\$148,866
Building A	Reconfigured Office Spaces	\$2,370,225	\$3,033,888	\$3,397,955
Building A	Reconfigured Parts Storage and Break Room	\$300,897	\$385,148	\$431,366
Building A	Reconfigured Print Shop	\$933,359	\$1,194,700	\$1,338,063
Building A	Reconfigured Video Production Room	\$59,166	\$75,732	\$84,820
Building A	Reconfigured Welding Shop with New Hoist	\$382,279	\$489,317	\$548,035
Building A	Reconfigured, Expanded Outdoor Secured Storage	\$1,544,571	\$1,977,051	\$2,214,297
Site Wide	Regraded ADA Parking and Curb Ramp	\$49,823	\$63,773	\$71,426
Building A	Relocated Vehicle Lift Station and Converted Covered Space	\$265,398	\$339,709	\$380,475
Building A	Remove Dust Filter Connection Station and Reconfigure Carpentry Shop	\$1,255,748	\$1,607,357	\$1,800,240
Maintenance and Operations	Remove Recycling station	\$88,000	\$112,640	\$126,157
Maintenance and Operations	Remove Steam Pipes	\$88,000	\$112,640	\$126,157

		CONSTRUCTION +CONTINGENCY	SOFT COSTS	(2024) ESCALATION
Maintenance and Operations	Repair Damaged Concrete Floor	\$67,934	\$86,956	\$97,390
Maintenance and Operations	Repair Damaged Wall	\$97,200	\$124,416	\$139,346
Maintenance and Operations	Replace Chillers	\$200,000	\$256,000	\$286,720
Building A	Server Room Upgrades	\$74,800	\$95,744	\$107,233
PRIORITY 3		\$50,244,177	\$64,312,547	\$72,030,052
Building A	CNG Station Upgrades (Need more scope)	\$4,315	\$5,523	\$6,186
Building A	Exterior Finish Upgrades	\$10,782,615	\$13,801,747	\$15,457,957
Building A	HVAC System Upgrades	\$17,390,837	\$22,260,271	\$24,931,504
Building A	Interior Finish Upgrades	\$22,000,000	\$28,160,000	\$31,539,200
Building A	Reconfigured Paint Booth	\$66,410	\$85,005	\$95,205
PRIORITY 4		\$8,298,435	\$10,621,997	\$11,896,636
DEC North	Exterior Finish Upgrades	\$4,298,435	\$5,501,997	\$6,162,236
Maintenance and Operations	Interior Finish Upgrades	\$4,000,000	\$5,120,000	\$5,734,400



6. Financial Plan

PROJECT COSTS BY PRIORITY



	CONSTRUCTION	SOFT COSTS	(2024) ESCALATION
TOTAL	\$789,926,237	\$1,011,105,583	\$1,132,438,253
PRIORITY 1	\$199,907,661	\$255,881,806	\$286,587,623
PRIORITY 2	\$235,628,186	\$301,604,078	\$337,796,567
PRIORITY 3	\$337,476,933	\$431,970,474	\$483,806,931
PRIORITY 4	\$16,913,457	\$21,649,225	\$24,247,132

COST SUMMARY BY PROJECT GROUP, PRIORITY

Priority totals shown with escalation to 2024

	PRIORITY 1	PRIORITY 2	PRIORITY 3	PRIORITY 4	TOTAL EST. PROJECT COST
Elementary School	\$124,476,572	\$110,587,083	\$136,319,800	\$388,213	\$371,771,667
Abraham Lincoln Elementary School	\$1,621,746	\$7,927,323	\$13,892		\$9,562,961
Amelia Earhart Elementary School	\$4,552,990	\$7,074,233	\$18,336,140		\$29,963,363
Andrew Jackson Elementary School	\$11,403,862	\$12,439,536	\$7,111,767		\$30,955,166
Benjamin Franklin Elementary School	\$3,674,333	\$990,226	\$17,807,951		\$22,472,510
Carrillo Ranch Elementary School	\$3,559,865	\$3,158,760	\$15,720,809		\$22,439,434
Dr. Reynaldo Carreon Academy	\$3,684,781	\$1,036,755	\$16,600,350	\$430	\$21,322,316
Gerald Ford Elementary School		\$2,199,687	\$9,458,529	\$115,606	\$11,773,821
Harry S. Truman Elementary School	\$212,718	\$5,497,280	\$1,441,724		\$7,151,721
Herbert Hoover Elementary School		\$2,949,711	\$8,899,267		\$11,848,978
James Carter Elementary School	\$3,895,342	\$3,025,307	\$223,470		\$7,144,119
James Madison Elementary School		\$5,391,509	\$973,034	\$184,728	\$6,549,271
James Monroe Elementary School		\$3,765,178	\$14,444,638		\$18,209,817
John F Kennedy Elementary School		\$3,582,741	\$16,014,714		\$19,597,455
Lyndon B. Johnson Elementary School	\$6,070,806	\$28,031,925	\$1,746,503		\$35,849,234
Martin Van Buren Elementary School	\$23,995,846	\$1,589,748	\$880,724		\$26,466,318
Richard R. Oliphant Elementary		\$14,206,833		\$87,450	\$14,294,282
Ronald Reagan Elementary School	\$33,750,872	\$2,126,763	\$1,519,225		\$37,396,859
Theodore Roosevelt Elementary School	\$15,420,401	\$2,183,787	\$3,735,122		\$21,339,309
Washington Charter School	\$12,633,011	\$3,409,780	\$1,391,942		\$17,434,734
Middle School	\$35,925,612	\$61,230,517	\$145,379,492	\$11,962,282	\$254,497,903
Colonel Mitchell Paige Middle School	\$8,042,006	\$1,205,729	\$31,698,678		\$40,946,413
Desert Ridge Academy	\$6,139,826	\$7,990,896	\$9,038,503		\$23,169,225
Indio Middle School		\$15,697,731	\$20,201,487	\$149,496	\$36,048,714
John Glenn Middle School of International Studies	\$12,357,889	\$1,757,227	\$26,775,337		\$40,890,452

Summary of costs shown include escalation

COST SUMMARY BY SITE, PRIORITY

Priority totals shown with escalation to 2024

	PRIORITY 1	PRIORITY 2	PRIORITY 3	PRIORITY 4	TOTAL EST. PROJECT COST
La Quinta Middle School	\$1,417,337	\$1,966,462	\$478,283	\$11,812,787	\$15,674,869
Palm Desert Charter Middle School	\$3,753,354	\$14,942,948	\$37,664,080		\$56,360,381
Thomas Jefferson Middle School	\$4,215,200	\$17,669,524	\$19,523,125		\$41,407,849
High School	\$52,379,716	\$135,095,071	\$129,054,685		\$316,529,471
Amistad High School	\$579,604	\$1,456,674	\$348,511		\$2,384,789
Indio High School	\$3,793,068	\$33,372,134	\$10,763,542		\$47,928,743
La Quinta High School	\$42,221,227	\$64,472,993	\$2,982,169		\$109,676,390
Palm Desert High School	\$3,312,513	\$31,021,292	\$89,500,637		\$123,834,443
Shadow Hills High School	\$2,473,303	\$4,771,978	\$25,459,826		\$32,705,107
K-12		\$12,539,322	\$830,915		\$13,370,237
Summit-Horizon School		\$12,539,322	\$830,915		\$13,370,237
District Site	\$73,805,723	\$18,344,575	\$72,222,040	\$11,896,636	\$176,268,975
District Offices/Central Registration		\$18,344,575	\$72,030,052	\$11,896,636	\$102,271,264
Eisenhower Community Education Center	\$42,697,778				\$42,697,778
John Adams Early Childhood Learning Center	\$31,107,946		\$191,988		\$31,299,934
TOTAL	\$286,587,623	\$337,796,567	\$483,806,931	\$24,247,132	\$1,132,438,253

Summary of costs shown include escalation



7. Prioritization Guiding Principles

Prioritization Guiding Principles

Project priorities have been determined based on need in four tiers. Priority 1 items are “must do” projects and primarily encompass critical system replacement or code compliance. Priority 2 items reflect life-cycle repairs and critical program improvements. Priority 3 includes longer-term projects which are not critical but enhance the educational program. Priority 4 items are future considerations.

Furthermore, additional project groupings have been developed which reflect the ongoing stewardship of Desert Sands Unified School District facilities. School sites which did not receive major upgrades in the most recent bond, have been prioritized as they are reaching the end of building life-cycle and require system replacements. These groups have been developed based on need and age of each site’s buildings and related systems.



8. Prioritization List of Projects

COST SUMMARY BY PROJECT GROUP, PRIORITY

Priority totals shown with escalation to 2024

	PRIORITY 1	PRIORITY 2	PRIORITY 3	PRIORITY 4	TOTAL EST. PROJECT COST
Group A	\$182,308,324	\$134,071,941	\$94,148,102	\$430	\$410,528,797
Amelia Earhart Elementary School	\$4,552,990	\$7,074,233	\$18,336,140		\$29,963,363
Andrew Jackson Elementary School	\$11,403,862	\$12,439,536	\$7,111,767		\$30,955,166
Dr. Reynaldo Carreon Academy	\$3,684,781	\$1,036,755	\$16,600,350	\$430	\$21,322,316
Eisenhower Community Education Center	\$42,697,778				\$42,697,778
John Adams Early Childhood Learning Center	\$31,107,946		\$191,988		\$31,299,934
John Glenn Middle School of International Studies	\$12,357,889	\$1,757,227	\$26,775,337		\$40,890,452
La Quinta High School	\$42,221,227	\$64,472,993	\$2,982,169		\$109,676,390
Lyndon B. Johnson Elementary School	\$6,070,806	\$28,031,925	\$1,746,503		\$35,849,234
Martin Van Buren Elementary School	\$23,995,846	\$1,589,748	\$880,724		\$26,466,318
Thomas Jefferson Middle School	\$4,215,200	\$17,669,524	\$19,523,125		\$41,407,849
Group B	\$77,080,487	\$25,614,368	\$72,704,641		\$175,399,496
Benjamin Franklin Elementary School	\$3,674,333	\$990,226	\$17,807,951		\$22,472,510
Carrillo Ranch Elementary School	\$3,559,865	\$3,158,760	\$15,720,809		\$22,439,434
Colonel Mitchell Paige Middle School	\$8,042,006	\$1,205,729	\$31,698,678		\$40,946,413
Ronald Reagan Elementary School	\$33,750,872	\$2,126,763	\$1,519,225		\$37,396,859
Summit-Horizon School		\$12,539,322	\$830,915		\$13,370,237
Theodore Roosevelt Elementary School	\$15,420,401	\$2,183,787	\$3,735,122		\$21,339,309
Washington Charter School	\$12,633,011	\$3,409,780	\$1,391,942		\$17,434,734
Group C	\$16,258,601	\$78,528,363	\$234,041,608	\$11,896,636	\$340,725,209
Amistad High School	\$579,604	\$1,456,674	\$348,511		\$2,384,789
Desert Ridge Academy	\$6,139,826	\$7,990,896	\$9,038,503		\$23,169,225
District Offices/Central Registration		\$18,344,575	\$72,030,052	\$11,896,636	\$102,271,264
Palm Desert Charter Middle School	\$3,753,354	\$14,942,948	\$37,664,080		\$56,360,381

Summary of costs shown include escalation

COST SUMMARY BY PROJECT GROUP, PRIORITY

Priority totals shown with escalation to 2024

	PRIORITY 1	PRIORITY 2	PRIORITY 3	PRIORITY 4	TOTAL EST. PROJECT COST
Palm Desert High School	\$3,312,513	\$31,021,292	\$89,500,637		\$123,834,443
Shadow Hills High School	\$2,473,303	\$4,771,978	\$25,459,826		\$32,705,107
Group D	\$10,940,210	\$99,581,896	\$82,912,580	\$12,350,065	\$205,784,752
Abraham Lincoln Elementary School	\$1,621,746	\$7,927,323	\$13,892		\$9,562,961
Gerald Ford Elementary School		\$2,199,687	\$9,458,529	\$115,606	\$11,773,821
Harry S. Truman Elementary School	\$212,718	\$5,497,280	\$1,441,724		\$7,151,721
Herbert Hoover Elementary School		\$2,949,711	\$8,899,267		\$11,848,978
Indio High School	\$3,793,068	\$33,372,134	\$10,763,542		\$47,928,743
Indio Middle School		\$15,697,731	\$20,201,487	\$149,496	\$36,048,714
James Carter Elementary School	\$3,895,342	\$3,025,307	\$223,470		\$7,144,119
James Madison Elementary School		\$5,391,509	\$973,034	\$184,728	\$6,549,271
James Monroe Elementary School		\$3,765,178	\$14,444,638		\$18,209,817
John F Kennedy Elementary School		\$3,582,741	\$16,014,714		\$19,597,455
La Quinta Middle School	\$1,417,337	\$1,966,462	\$478,283	\$11,812,787	\$15,674,869
Richard R. Oliphant Elementary		\$14,206,833		\$87,450	\$14,294,282
TOTAL	\$286,587,623	\$337,796,567	\$483,806,931	\$24,247,132	\$1,132,438,253

Summary of costs shown include escalation

COST SUMMARY WITH ESCALATION BY GROUP

	CONSTRUCTION +CONTINGENCY	SOFT COSTS	(2024) ESCALATION	(2026) ESCALATION	(2028) ESCALATION	(2030) ESCALATION
Group A	\$286,362,163	\$366,543,569	\$410,528,797	\$454,514,025	\$498,499,253	\$542,484,482
Group B	\$122,348,979	\$156,606,693	\$175,399,496	\$194,192,299	\$212,985,103	\$231,777,906
Group C	\$237,671,044	\$304,218,936	\$340,725,209	\$377,231,481	\$413,737,753	\$450,244,026
Group D	\$143,544,051	\$183,736,385	\$205,784,752	\$227,833,118	\$249,881,484	\$271,929,850
	\$789,926,237	\$1,011,105,583	\$1,132,438,253	\$1,253,770,923	\$1,375,103,593	\$1,496,436,263

COST SUMMARY WITH ESCALATION BY GROUP AND SITE

	CONSTRUCTION +CONTINGENCY	SOFT COSTS	(2024) ESCALATION	(2026) ESCALATION	(2028) ESCALATION	(2030) ESCALATION
Group A	\$286,362,163	\$366,543,569	\$410,528,797	\$454,514,025	\$498,499,253	\$542,484,482
Amelia Earhart Elementary School	\$20,900,783	\$26,753,002	\$29,963,363	\$33,173,723	\$36,384,083	\$39,594,443
Andrew Jackson Elementary School	\$21,592,610	\$27,638,541	\$30,955,166	\$34,271,791	\$37,588,415	\$40,905,040
Dr. Reynaldo Carreon Academy	\$14,873,267	\$19,037,782	\$21,322,316	\$23,606,849	\$25,891,383	\$28,175,917
Eisenhower Community Education Center	\$29,783,606	\$38,123,016	\$42,697,778	\$47,272,539	\$51,847,301	\$56,422,063
John Adams Early Childhood Learning Center	\$21,833,101	\$27,946,369	\$31,299,934	\$34,653,498	\$38,007,062	\$41,360,627
John Glenn Middle School of International Studies	\$28,522,916	\$36,509,332	\$40,890,452	\$45,271,572	\$49,652,692	\$54,033,812
La Quinta High School	\$76,504,178	\$97,925,348	\$109,676,390	\$121,427,431	\$133,178,473	\$144,929,515
Lyndon B. Johnson Elementary School	\$25,006,441	\$32,008,244	\$35,849,234	\$39,690,223	\$43,531,212	\$47,372,202
Martin Van Buren Elementary School	\$18,461,438	\$23,630,641	\$26,466,318	\$29,301,994	\$32,137,671	\$34,973,348
Thomas Jefferson Middle School	\$28,883,823	\$36,971,293	\$41,407,849	\$45,844,404	\$50,280,959	\$54,717,514
Group B	\$122,348,979	\$156,606,693	\$175,399,496	\$194,192,299	\$212,985,103	\$231,777,906
Benjamin Franklin Elementary School	\$15,675,579	\$20,064,741	\$22,472,510	\$24,880,279	\$27,288,048	\$29,695,817
Carrillo Ranch Elementary School	\$15,652,507	\$20,035,209	\$22,439,434	\$24,843,659	\$27,247,884	\$29,652,109
Colonel Mitchell Paige Middle School	\$28,561,951	\$36,559,297	\$40,946,413	\$45,333,529	\$49,720,644	\$54,107,760
Ronald Reagan Elementary School	\$26,085,979	\$33,390,053	\$37,396,859	\$41,403,666	\$45,410,472	\$49,417,279
Summit-Horizon School	\$9,326,337	\$11,937,711	\$13,370,237	\$14,802,762	\$16,235,287	\$17,667,813
Theodore Roosevelt Elementary School	\$14,885,121	\$19,052,955	\$21,339,309	\$23,625,664	\$25,912,019	\$28,198,373
Washington Charter School	\$12,161,505	\$15,566,726	\$17,434,734	\$19,302,741	\$21,170,748	\$23,038,755
Group C	\$237,671,044	\$304,218,936	\$340,725,209	\$377,231,481	\$413,737,753	\$450,244,026
Amistad High School	\$1,663,497	\$2,129,276	\$2,384,789	\$2,640,302	\$2,895,816	\$3,151,329

COST SUMMARY WITH ESCALATION BY GROUP AND SITE

	CONSTRUCTION +CONTINGENCY	SOFT COSTS	(2024) ESCALATION	(2026) ESCALATION	(2028) ESCALATION	(2030) ESCALATION
Desert Ridge Academy	\$16,161,569	\$20,686,808	\$23,169,225	\$25,651,642	\$28,134,059	\$30,616,476
District Offices/Central Registration	\$71,338,772	\$91,313,628	\$102,271,264	\$113,228,899	\$124,186,534	\$135,144,170
Palm Desert Charter Middle School	\$39,313,882	\$50,321,769	\$56,360,381	\$62,398,994	\$68,437,606	\$74,476,218
Palm Desert High School	\$86,380,052	\$110,566,467	\$123,834,443	\$137,102,419	\$150,370,395	\$163,638,371
Shadow Hills High School	\$22,813,272	\$29,200,988	\$32,705,107	\$36,209,225	\$39,713,344	\$43,217,462
Group D	\$143,544,051	\$183,736,385	\$205,784,752	\$227,833,118	\$249,881,484	\$271,929,850
Abraham Lincoln Elementary School	\$6,670,592	\$8,538,358	\$9,562,961	\$10,587,564	\$11,612,167	\$12,636,769
Gerald Ford Elementary School	\$8,212,766	\$10,512,340	\$11,773,821	\$13,035,302	\$14,296,783	\$15,558,264
Harry S. Truman Elementary School	\$4,988,645	\$6,385,466	\$7,151,721	\$7,917,977	\$8,684,233	\$9,450,489
Herbert Hoover Elementary School	\$8,265,191	\$10,579,444	\$11,848,978	\$13,118,511	\$14,388,044	\$15,657,578
Indio High School	\$33,432,438	\$42,793,521	\$47,928,743	\$53,063,966	\$58,199,188	\$63,334,411
Indio Middle School	\$25,145,587	\$32,186,351	\$36,048,714	\$39,911,076	\$43,773,438	\$47,635,800
James Carter Elementary School	\$4,983,342	\$6,378,678	\$7,144,119	\$7,909,560	\$8,675,002	\$9,440,443
James Madison Elementary School	\$4,568,409	\$5,847,564	\$6,549,271	\$7,250,979	\$7,952,686	\$8,654,394
James Monroe Elementary School	\$12,702,160	\$16,258,765	\$18,209,817	\$20,160,868	\$22,111,920	\$24,062,972
John F Kennedy Elementary School	\$13,670,100	\$17,497,728	\$19,597,455	\$21,697,183	\$23,796,910	\$25,896,637
La Quinta Middle School	\$10,933,921	\$13,995,419	\$15,674,869	\$17,354,319	\$19,033,770	\$20,713,220
Richard R. Oliphant Elementary	\$9,970,900	\$12,762,752	\$14,294,282	\$15,825,812	\$17,357,343	\$18,888,873
	\$789,926,237	\$1,011,105,583	\$1,132,438,253	\$1,253,770,923	\$1,375,103,593	\$1,496,436,263